

MIRA INFORM REPORT

Report No. :	523851
Report Date :	04.08.2018

IDENTIFICATION DETAILS

Name :	ARRK LIMITED
Formerly Known As :	HOT AIR CONSULTING LIMITED
Registered Office :	196 Deansgate Manchester M3 3WF
Country :	United Kingdom
Financials (as on) :	31.03.2017
Date of Incorporation :	03.06.1998
Com. Reg. No.:	03574335
Legal Form :	Private limited with Share Capital
Line of Business :	<ul style="list-style-type: none"> • Other information technology service activities • Software consultancy and supply, management and software development services.
No. of Employees :	Not Available

RATING & COMMENTS

(Mira Inform has adopted New Rating mechanism w.e.f. 23rd January 2017)

MIRA's Rating :	A
------------------------	---

Credit Rating	Explanation	Rating Comments
A	Acceptable Risk	Business dealings permissible with moderate risk of default

Status :	Satisfactory
Payment Behaviour :	No Complaints

DISCLAIMER : This Report is **PRIVATE & CONFIDENTIAL** and it is prepared at the request of and for its use by the Subscriber only. The Subscriber shall use the contents of the Report merely as an aid to its business. Mira Inform Private Limited ("MIPL") has collated information/data in the Report, which have not been verified unless otherwise specifically mentioned in the Report. The Subscriber shall independently verify the accuracy and correctness of the information/data before in any way acting upon the same. MIPL shall not be liable for any harm, injury, loss or damage caused to the Subscriber due to default by the Subscriber's debtors/beneficiaries in fulfilling their obligations of any nature whatsoever. This Report or any of its portion shall not be used as a documentary evidence or otherwise before any investigative agencies or forum of law. This Report is confidential and proprietary to MIPL. The Subscriber and/or any other person(s) may not reproduce, publish or disclose any of the contents of the Report to others without the express authorization of MIPL. This Report is prepared and issued to the Subscriber without any risk, responsibility or liability on the part of MIPL or its officials.

Litigation :	Clear
---------------------	-------

NOTES :

Any query related to this report can be made on e-mail : infodept@mirainform.com while quoting report number, name and date.

ECGC Country Risk Classification List

Country Name	Previous Rating (31.12.2017)	Current Rating (01.04.2018)
United Kingdom	A1	A1

Risk Category	ECGC Classification
Insignificant	A1
Low Risk	A2
Moderately Low Risk	B1
Moderate Risk	B2
Moderately High Risk	C1
High Risk	C2
Very High Risk	D

UNITED KINGDOM - ECONOMIC OVERVIEW

The UK, a leading trading power and financial center, is the third largest economy in Europe after Germany and France. Agriculture is intensive, highly mechanized, and efficient by European standards, producing about 60% of food needs with less than 2% of the labor force. The UK has large coal, natural gas, and oil resources, but its oil and natural gas reserves are declining; the UK has been a net importer of energy since 2005. Services, particularly banking, insurance, and business services, are key drivers of British GDP growth. Manufacturing, meanwhile, has declined in importance but still accounts for about 10% of economic output.

In 2008, the global financial crisis hit the economy particularly hard, due to the importance of its financial sector. Falling home prices, high consumer debt, and the global economic slowdown compounded the UK's economic problems, pushing the economy into recession in the latter half of 2008 and prompting the then BROWN (Labour) government to implement a number of measures to stimulate the economy and stabilize the financial markets. Facing burgeoning public deficits and debt levels, in 2010 the then CAMERON-led coalition government (between Conservatives and Liberal Democrats) initiated an austerity program, which has continued under the Conservative government. However, the deficit still remains one of the highest in the G7, standing at 3.6% of GDP as of 2017, and the UK has pledged to lower its corporation tax from 20% to 17% by 2020. The UK had a debt burden of 90.4% GDP at the end of 2017.

The UK's economy has begun to slow since the referendum vote to leave the EU in June 2016. A sustained depreciation of the British pound has increased consumer and producer prices, weighing on consumer spending without spurring a meaningful increase in exports. The UK has an extensive trade relationship with other EU members through its single market membership and economic observers have warned the exit will jeopardize its position as the central location for European financial services. Prime Minister MAY is seeking a new "deep and special" trade relationship with the EU following the UK's exit. However, economists doubt that the UK will be able to preserve the benefits of EU membership without the obligations. The UK is expected to officially leave the EU by the end of March 2019.

Source : CIA

COMPANY NAME AND ADDRESS

ARRK LIMITED

196 DEANSGATE MANCHESTER M3 3WF

COMPANY NO.

03574335

COMPANY STATUS

Active - Accounts Filed

COMPANY SUMMARY

Registered Address	196 DEANSGATE MANCHESTER M3 3WF
Trading Address	196 Deansgate Manchester Lancashire M3 3WF
Website Address	http://www.arrkgroup.com
Telephone Number	01612279900
Fax Number	01612279966
TPS	Yes
FPS	Yes
Incorporation Date	03/06/1998
Previous Name	HOT AIR CONSULTING LIMITED
Type	Private limited with Share Capital
FTSE Index	-
Date of Change	31/05/2000
Filing Date of Accounts	16/02/2018
Currency	GBP
Share Capital	£4,684
SIC07	62090
Charity Number	-

DISCLAIMER : This Report is **PRIVATE & CONFIDENTIAL** and it is prepared at the request of and for its use by the Subscriber only. The Subscriber shall use the contents of the Report merely as an aid to its business. Mira Inform Private Limited ("MIPL") has collated information/data in the Report, which have not been verified unless otherwise specifically mentioned in the Report. The Subscriber shall independently verify the accuracy and correctness of the information/data before in any way acting upon the same. MIPL shall not be liable for any harm, injury, loss or damage caused to the Subscriber due to default by the Subscriber's debtors/beneficiaries in fulfilling their obligations of any nature whatsoever. This Report or any of its portion shall not be used as a documentary evidence or otherwise before any investigative agencies or forum of law. This Report is confidential and proprietary to MIPL. The Subscriber and/or any other person(s) may not reproduce, publish or disclose any of the contents of the Report to others without the express authorization of MIPL. This Report is prepared and issued to the Subscriber without any risk, responsibility or liability on the part of MIPL or its officials.

SIC07 Description
Principal Activity

OTHER INFORMATION TECHNOLOGY SERVICE ACTIVITIES
Software consultancy and supply, management and software development services.

ADDITIONAL INFORMATION

CCJ's	0 (£0)
No CCJ Information To Display	
Ultimate Holding Company	-
Accountant	BARLOW ANDREWS LLP
Mortgages	1
Trade Debtors	-
Group	0 companies
Linkages	0 companies
Countries	In 0 countries

KEY FINANCIALS

Year to Date	Turnover	Pre Tax Profit	Shareholder's Funds	Employees
31/03/2017	-	-	£2,977,136	-
31/03/2016	-	-	£1,347,558	-
31/03/2015	-	-	£2,422,876	-

MORTGAGE SUMMARY

Total Mortgage	1
Outstanding	0
Satisfied	1

TRADE DEBTORS / BAD DEBT SUMMARY

Total Number of Documented Trade	1
Total Value of Documented Trade	£648

COMMENTARY

This company has only made late payments on a low percentage of invoices.

The latest Balance Sheet indicates a very positive net working capital position.

DISCLAIMER : This Report is **PRIVATE & CONFIDENTIAL** and it is prepared at the request of and for its use by the Subscriber only. The Subscriber shall use the contents of the Report merely as an aid to its business. Mira Inform Private Limited ("MIPL") has collated information/data in the Report, which have not been verified unless otherwise specifically mentioned in the Report. The Subscriber shall independently verify the accuracy and correctness of the information/data before in any way acting upon the same. MIPL shall not be liable for any harm, injury, loss or damage caused to the Subscriber due to default by the Subscriber's debtors/beneficiaries in fulfilling their obligations of any nature whatsoever. This Report or any of its portion shall not be used as a documentary evidence or otherwise before any investigative agencies or forum of law. This Report is confidential and proprietary to MIPL. The Subscriber and/or any other person(s) may not reproduce, publish or disclose any of the contents of the Report to others without the express authorization of MIPL. This Report is prepared and issued to the Subscriber without any risk, responsibility or liability on the part of MIPL or its officials.

The latest cash balances represent a positive level in terms of the overall outstanding creditor obligations.
There has been an increase in shareholders funds compared with the previous balance sheet.
This company trades in an industry with a lower level of corporate failures.

CCJ

Total Number of Exact CCJs -	0	Total Value of Exact CCJs -	
Total Number of Possible CCJs -	0	Total Value of Possible CCJs -	
Total Number of Satisfied CCJs -	0	Total Value of Satisfied CCJs -	
Total Number of Writs -	-		

Total Current Directors	3	Total Current Secretaries	0
Total Previous Directors / Company Secretaries	7	Total Person's With Significant Control	1

CURRENT DIRECTORS

Title	Mr	Function	Director
Name	Julian Robert Long Howison	Nationality	British
Date of Birth	07/1961	Present Appointments	1
Latest Address	New Kelso House Strathcarron, Loch Carron, Wester-Ross	Appointment Date	03/06/1998
Post Code	IV54 8YR		
Title	Ms	Function	Director
Name	Sonal Nagda	Nationality	Indian
Date of Birth	02/1973	Present Appointments	1
Latest Address	A602 Natraj Shiv Srishti Complex, Link Road Mulund West, Maharastra Mumbai 400080	Appointment Date	01/07/2004
Post Code			

Title	Mr	Function	Director
Name	Brenden Holt	Nationality	British
Date of Birth	05/1954	Present Appointments	8
Latest Address	196 Deansgate, Manchester	Appointment Date	01/06/2015
Post Code	M3 3WF		
















Current Company Secretary

DISCLAIMER : This Report is **PRIVATE & CONFIDENTIAL** and it is prepared at the request of and for its use by the Subscriber only. The Subscriber shall use the contents of the Report merely as an aid to its business. Mira Inform Private Limited ("MIPL") has collated information/data in the Report, which have not been verified unless otherwise specifically mentioned in the Report. The Subscriber shall independently verify the accuracy and correctness of the information/data before in any way acting upon the same. MIPL shall not be liable for any harm, injury, loss or damage caused to the Subscriber due to default by the Subscriber's debtors/beneficiaries in fulfilling their obligations of any nature whatsoever. This Report or any of its portion shall not be used as a documentary evidence or otherwise before any investigative agencies or forum of law. This Report is confidential and proprietary to MIPL. The Subscriber and/or any other person(s) may not reproduce, publish or disclose any of the contents of the Report to others without the express authorization of MIPL. This Report is prepared and issued to the Subscriber without any risk, responsibility or liability on the part of MIPL or its officials.

TOP SHAREHOLDERS















Name	Currency	Share Count	Share Type	Nominal Value	% of Total Share Count
J.R. LONG HOWISON	GBP	4,470	ORDINARY	1	95.43
BRENDEN HOLT	GBP	150	ORDINARY	1	3.2
DAVID DAVIS	GBP	64	ORDINARY	1	1.37

PROFIT & LOSS


	Date Of Accounts	31/03/17	(%)	31/03/16	(%)	31/03/15	(%)	31/03/14	(%)	31/03/13
	Weeks	52	(%)	52	(%)	52	(%)	52	(%)	52
	Currency	GBP	(%)	GBP	(%)	GBP	(%)	GBP	(%)	GBP
	Consolidated A/cs	Y	(%)	N	(%)	N	(%)	N	(%)	N
	Turnover	-	-	-	-	-	-	-	-	-
	Export	-	-	-	-	-	-	-	-	-
	Cost of Sales	-	-	-	-	-	-	-	-	-
	Gross Profit	-	-	-	-	-	-	-	-	-
	Wages & Salaries	-	-	-	-	-	-	-	-	-
	Directors Emoluments	-	-	-	-	-	-	-	-	-
	Operating Profit	-	-	-	-	-	-	-	-	-
	Depreciation	£39,361	531.4%	£6,234	- 27%	£8,544	10.5%	£7,729	26.7%	£6,098
	Audit Fees	-	-	-	-	-	-	-	-	-
	Interest Payments	-	-	-	-	-	-	-	-	-
	Pre Tax Profit	-	-	-	-	-	-	-	-	-
	Taxation	-	-	-	-	-	-	-	-	-
	Profit After Tax	-	-	-	-	-	-	-	-	-
	Dividends Payable	-	-	-	-	-	-	-	-	-
	Retained Profit	-	-	-	-	-	-	-	-	-

DISCLAIMER : This Report is **PRIVATE & CONFIDENTIAL** and it is prepared at the request of and for its use by the Subscriber only. The Subscriber shall use the contents of the Report merely as an aid to its business. Mira Inform Private Limited ("MIPL") has collated information/data in the Report, which have not been verified unless otherwise specifically mentioned in the Report. The Subscriber shall independently verify the accuracy and correctness of the information/data before in any way acting upon the same. MIPL shall not be liable for any harm, injury, loss or damage caused to the Subscriber due to default by the Subscriber's debtors/beneficiaries in fulfilling their obligations of any nature whatsoever. This Report or any of its portion shall not be used as a documentary evidence or otherwise before any investigative agencies or forum of law. This Report is confidential and proprietary to MIPL. The Subscriber and/or any other person(s) may not reproduce, publish or disclose any of the contents of the Report to others without the express authorization of MIPL. This Report is prepared and issued to the Subscriber without any risk, responsibility or liability on the part of MIPL or its officials.






BALANCE SHEET

	Date Of Accounts	31/03/17	(%)	31/03/16	(%)	31/03/15	(%)	31/03/14	(%)	31/03/13
	Tangible Assets	£1,128,723	999.9 %	£11,264	- 97.4 %	£426,432	- 26.2 %	£577,871	223.9 %	£178,424
	Intangible Assets	£5,545	-	0	- 100 %	£61	- 84.4 %	£392	- 45.8%	£723
	Total Fixed Assets	£1,134,268	999.9 %	£11,264	- 97.4 %	£426,493	- 26.2 %	£578,263	222.8 %	£179,147
	Stock	0	-	0	-	0	-	0	-	0
	Trade Debtors	£638,801	-13%	£734,162	- 14.6 %	£860,173	- 16.9 %	£1,035,684	- 10.5%	£1,157,443
	Cash	£1,357,806	- 43.8%	£2,415,234	- 3.4%	£2,499,087	51.7 %	£1,647,251	3.4%	£1,592,496
	Other Debtors	£532,994	-	0	-	0	-	0	-	0
	Miscellaneous Current Assets	0	-	0	-	0	-	0	-	0
	Total Current Assets	£2,529,601	- 19.7%	£3,149,396	- 6.2%	£3,359,260	25.2 %	£2,682,935	-2.4%	£2,749,939
	Trade Creditors	£244,256	- 86.5%	£1,811,614	33.1 %	£1,361,389	12.7 %	£1,208,025	- 17.2%	£1,458,263
	Bank Loans & Overdrafts	0	-	0	-	0	-	0	-	0
	Other Short Term Finance	0	-	0	-	0	-	0	-	0
	Miscellaneous Current Liabilities	£253,747	-	0	-	0	-	0	-	0
	Total Current Liabilities	£498,003	- 72.5%	£1,811,614	33.1 %	£1,361,389	12.7 %	£1,208,025	- 17.2%	£1,458,263
	Bank Loans & Overdrafts and LTL	£188,730	999.9 %	£1,488	-	£1,488	36%	£1,094	32.8%	£824
	Other Long	0	-	0	-	0	-	0	-	0






DISCLAIMER : This Report is **PRIVATE & CONFIDENTIAL** and it is prepared at the request of and for its use by the Subscriber only. The Subscriber shall use the contents of the Report merely as an aid to its business. Mira Inform Private Limited ("MIPL") has collated information/data in the Report, which have not been verified unless otherwise specifically mentioned in the Report. The Subscriber shall independently verify the accuracy and correctness of the information/data before in any way acting upon the same. MIPL shall not be liable for any harm, injury, loss or damage caused to the Subscriber due to default by the Subscriber's debtors/beneficiaries in fulfilling their obligations of any nature whatsoever. This Report or any of its portion shall not be used as a documentary evidence or otherwise before any investigative agencies or forum of law. This Report is confidential and proprietary to MIPL. The Subscriber and/or any other person(s) may not reproduce, publish or disclose any of the contents of the Report to others without the express authorization of MIPL. This Report is prepared and issued to the Subscriber without any risk, responsibility or liability on the part of MIPL or its officials.

	Term Finance									
	Total Long Term Liabilities	£188,730	999.9 %	£1,488	-	£1,488	36%	£1,094	32.8%	£824

CAPITAL & RESERVES



	Date Of Accounts	31/03/17	(%)	31/03/16	(%)	31/03/15	(%)	31/03/14	(%)	31/03/13
	Called Up Share Capital	£4,684	-7.5%	£5,064	-	£5,064	-	£5,064	-	£5,064
	P & L Account Reserve	£2,308,101	75.2%	£1,317,558	-44.9 %	£2,392,876	18.3 %	£2,022,079	40.4 %	£1,439,999
	Revaluation Reserve	£639,035	-	-	-	-	-	-	-	-
	Sundry Reserves	£25,316	1.5%	£24,936	-	£24,936	-	£24,936	-	£24,936
	Shareholder Funds	£2,977,136	120.9 %	£1,347,558	-44.4 %	£2,422,876	18.1 %	£2,052,079	39.6 %	£1,469,999

OTHER FINANCIAL ITEMS













	Date Of Accounts	31/03/17	(%)	31/03/16	(%)	31/03/15	(%)	31/03/14	(%)	31/03/13
	Net Worth	£2,971,591	120.5 %	£1,347,558	-44.4 %	£2,422,815	18.1 %	£2,051,687	39.6 %	£1,469,276
	Working Capital	£2,031,598	51.9%	£1,337,782	-33%	£1,997,871	35.5 %	£1,474,910	14.2 %	£1,291,676
	Total Assets	£3,663,869	15.9%	£3,160,660	-16.5 %	£3,785,753	16.1 %	£3,261,198	11.3 %	£2,929,086
	Total Liabilities	£686,733	-62.1%	£1,813,102	33%	£1,362,877	12.7 %	£1,209,119	-17.1 %	£1,459,087
	Net Assets	£2,977,136	120.9 %	£1,347,558	-44.4 %	£2,422,876	18.1 %	£2,052,079	39.6 %	£1,469,999

DISCLAIMER : This Report is **PRIVATE & CONFIDENTIAL** and it is prepared at the request of and for its use by the Subscriber only. The Subscriber shall use the contents of the Report merely as an aid to its business. Mira Inform Private Limited ("MIPL") has collated information/data in the Report, which have not been verified unless otherwise specifically mentioned in the Report. The Subscriber shall independently verify the accuracy and correctness of the information/data before in any way acting upon the same. MIPL shall not be liable for any harm, injury, loss or damage caused to the Subscriber due to default by the Subscriber's debtors/beneficiaries in fulfilling their obligations of any nature whatsoever. This Report or any of its portion shall not be used as a documentary evidence or otherwise before any investigative agencies or forum of law. This Report is confidential and proprietary to MIPL. The Subscriber and/or any other person(s) may not reproduce, publish or disclose any of the contents of the Report to others without the express authorization of MIPL. This Report is prepared and issued to the Subscriber without any risk, responsibility or liability on the part of MIPL or its officials.

MISCELLANEOUS

	Date Of Accounts	31/03/17	(%)	31/03/16	(%)	31/03/15	(%)	31/03/14	(%)	31/03/13
	Contingent Liability	NO	-	NO	-	NO	-	NO	-	NO
	Capital Employed	£3,165,866	134.7 %	£1,349,046	- 44.4 %	£2,424,364	18.1 %	£2,053,173	39.6 %	£1,470,823
	Number of Employees	-	-	-	-	-	-	-	-	-
	Accountants	BARLOW ANDREWS LLP								
	Auditors									
	Auditor Comments	The company is exempt from audit								
	Bankers	THE ROYAL BANK OF SCOTLAND PLC								
	Bank Branch Code	16-00-01								

RATIOS

	Date Of Accounts	31/03/17	31/03/16	31/03/15	31/03/14	31/03/13
	Pre-tax profit margin %	-	-	-	-	-
	Current ratio	5.08	1.74	2.47	2.22	1.89
	Sales/Net Working Capital	-	-	-	-	-
	Gearing %	6.30	0.10	0.10	0.10	0.10
	Equity in %	81.40	42.60	64	62.90	50.20
	Creditor Days	-	-	-	-	-
	Debtor Days	-	-	-	-	-
	Liquidity/Acid Test	5.07	1.73	2.46	2.22	1.88
	Return On Capital Employed %	-	-	-	-	-
	Return On Total Assets Employed %	-	-	-	-	-
	Current Debt Ratio	0.16	1.34	0.56	0.58	0.99
	Total Debt Ratio	0.23	1.34	0.56	0.58	0.99

DISCLAIMER : This Report is **PRIVATE & CONFIDENTIAL** and it is prepared at the request of and for its use by the Subscriber only. The Subscriber shall use the contents of the Report merely as an aid to its business. Mira Inform Private Limited ("MIPL") has collated information/data in the Report, which have not been verified unless otherwise specifically mentioned in the Report. The Subscriber shall independently verify the accuracy and correctness of the information/data before in any way acting upon the same. MIPL shall not be liable for any harm, injury, loss or damage caused to the Subscriber due to default by the Subscriber's debtors/beneficiaries in fulfilling their obligations of any nature whatsoever. This Report or any of its portion shall not be used as a documentary evidence or otherwise before any investigative agencies or forum of law. This Report is confidential and proprietary to MIPL. The Subscriber and/or any other person(s) may not reproduce, publish or disclose any of the contents of the Report to others without the express authorization of MIPL. This Report is prepared and issued to the Subscriber without any risk, responsibility or liability on the part of MIPL or its officials.

	Stock Turnover Ratio %	-	-	-	-	-
	Return on Net Assets Employed %	-	-	-	-	-

REPORT NOTES

There are no notes to display.

STATUS HISTORY

No Status History found

EVENT HISTORY

Date	Description
31/05/2018	Confirmation Statement
24/02/2018	New Accounts Filed
23/09/2017	Payment Data Update Received
31/05/2017	Confirmation Statement
07/04/2017	Change in Reg.Office
07/04/2017	Change of Company Postcode
31/12/2016	New Accounts Filed
05/12/2016	Mr P.M. Long has left the board
07/09/2016	Payment Data Update Received
23/06/2016	New Board Member Mr B. Holt appointed
18/06/2016	Annual Returns
10/06/2016	New Board Member Mr B. Holt appointed
10/06/2016	New Board Member Mr P.M. Long appointed
30/12/2015	New Accounts Filed
27/05/2015	Annual Returns

PREVIOUS COMPANY NAMES

Date	Previous Name
31/05/2000	HOT AIR CONSULTING LIMITED

DISCLAIMER : This Report is **PRIVATE & CONFIDENTIAL** and it is prepared at the request of and for its use by the Subscriber only. The Subscriber shall use the contents of the Report merely as an aid to its business. Mira Inform Private Limited ("MIPL") has collated information/data in the Report, which have not been verified unless otherwise specifically mentioned in the Report. The Subscriber shall independently verify the accuracy and correctness of the information/data before in any way acting upon the same. MIPL shall not be liable for any harm, injury, loss or damage caused to the Subscriber due to default by the Subscriber's debtors/beneficiaries in fulfilling their obligations of any nature whatsoever. This Report or any of its portion shall not be used as a documentary evidence or otherwise before any investigative agencies or forum of law. This Report is confidential and proprietary to MIPL. The Subscriber and/or any other person(s) may not reproduce, publish or disclose any of the contents of the Report to others without the express authorization of MIPL. This Report is prepared and issued to the Subscriber without any risk, responsibility or liability on the part of MIPL or its officials.

WRIT DETAILS

No writs found

STATISTICS

Group	-
Linkages	0 companies
Countries	In 0 countries

SUMMARY

Holding Company	-
Ownership Status	
Ultimate Holding Company	-

GROUP STRUCTURE FULL

No Group Structure

MORTGAGE DETAILS

Mortgage Type:	DEBENTURE
Date Charge Created:	18/06/01
Date Charge Registered:	25/06/01
Date Charge Satisfied:	01/07/17
Status:	SATISFIED
Person(s) Entitled:	THE ROYAL BANK OF SCOTLAND PLC;
Amount Secured:	
Details:	FIXED AND FLOATING CHARGES OVER THE UNDERTAKING AND ALL PROPERTY AND ASSETS PRESENT AND FUTURE INCLUDING GOODWILL BOOKDEBTS UNCALLED CAPITAL BUILDINGS FIXTURES FIXED PLANT AND MACHINERY

CREDITOR DETAILS

	Total Number	Total Value
Trade Creditors	0	-
No Creditor Data		

TRADE DEBTORS / BAD DEBT DETAIL

	Total Number of Documented Trade	Total Value of Documented Trade	
Trade Debtors	1	£648	
	Company Name	Amount	Statement Date
	UK Monitoring & Response Solutions Ltd	£648	22/07/2011

PREVIOUS DIRECTOR/COMPANY SECRETARIES

Name	Current Active Appointments	Previous Appointments	Dissolved Companies
Paul Graeme Newton	5	14	6
Philip Michael Long	0	1	0
Ann Marie Flanagan	0	1	0
Annapurna Deborah Waughray	0	2	2
CORPORATE ADMINISTRATION SERVICES LIMITED	0	1321	9211
CORPORATE ADMINISTRATION SECRETARIES LIMITED	0	1337	9271
Philip Michael Long	0	4	1
Total Persons With Significant Control	1	Total Statements	0
Active	1	Active	0
Ceased	0	Ceased	0

ACTIVE PERSONS WITH SIGNIFICANT CONTROL

Name	Mr Julian Robert Long Howison	Kind	Individual Person With Significant Control
Address	196 Deansgate, Manchester	Country Of Residence	Scotland
Post Code	M3 3WF	Nationality	British
Date of Birth	07/1961	Notified On	06/04/2016
Nature Of	Ownership of shares - above		

DISCLAIMER : This Report is **PRIVATE & CONFIDENTIAL** and it is prepared at the request of and for its use by the Subscriber only. The Subscriber shall use the contents of the Report merely as an aid to its business. Mira Inform Private Limited ("MIPL") has collated information/data in the Report, which have not been verified unless otherwise specifically mentioned in the Report. The Subscriber shall independently verify the accuracy and correctness of the information/data before in any way acting upon the same. MIPL shall not be liable for any harm, injury, loss or damage caused to the Subscriber due to default by the Subscriber's debtors/beneficiaries in fulfilling their obligations of any nature whatsoever. This Report or any of its portion shall not be used as a documentary evidence or otherwise before any investigative agencies or forum of law. This Report is confidential and proprietary to MIPL. The Subscriber and/or any other person(s) may not reproduce, publish or disclose any of the contents of the Report to others without the express authorization of MIPL. This Report is prepared and issued to the Subscriber without any risk, responsibility or liability on the part of MIPL or its officials.

Control	75%		
---------	-----	--	--

CEASED PERSONS WITH SIGNIFICANT CONTROL

No Ceased Persons With Significant Control To Display

ACTIVE STATEMENTS

No Active Statements To Display

CEASED STATEMENTS

No Ceased Statements To Display

FOREIGN EXCHANGE RATES

Currency	Unit	Indian Rupees
US Dollar	1	INR 68.79
UK Pound	1	INR 89.52
Euro	1	INR 79.67
GBP	1	INR 89.08

Note : Above are approximate rates obtained from sources believed to be correct

INFORMATION DETAILS

Analysis Done by :	VIVR
Report Prepared by :	TRU

DISCLAIMER : This Report is **PRIVATE & CONFIDENTIAL** and it is prepared at the request of and for its use by the Subscriber only. The Subscriber shall use the contents of the Report merely as an aid to its business. Mira Inform Private Limited ("MIPL") has collated information/data in the Report, which have not been verified unless otherwise specifically mentioned in the Report. The Subscriber shall independently verify the accuracy and correctness of the information/data before in any way acting upon the same. MIPL shall not be liable for any harm, injury, loss or damage caused to the Subscriber due to default by the Subscriber's debtors/beneficiaries in fulfilling their obligations of any nature whatsoever. This Report or any of its portion shall not be used as a documentary evidence or otherwise before any investigative agencies or forum of law. This Report is confidential and proprietary to MIPL. The Subscriber and/or any other person(s) may not reproduce, publish or disclose any of the contents of the Report to others without the express authorization of MIPL. This Report is prepared and issued to the Subscriber without any risk, responsibility or liability on the part of MIPL or its officials.

RATING EXPLANATIONS

Credit Rating	Explanation	Rating Comments
A++	Minimum Risk	Business dealings permissible with minimum risk of default
A+	Low Risk	Business dealings permissible with low risk of default
A	Acceptable Risk	Business dealings permissible with moderate risk of default
B	Medium Risk	Business dealings permissible on a regular monitoring basis
C	Medium High Risk	Business dealings permissible preferably on secured basis
D	High Risk	Business dealing not recommended or on secured terms only
NB	New Business	No recommendation can be done due to business in infancy stage
NT	No Trace	No recommendation can be done as the business is not traceable

NB is stated where there is insufficient information to facilitate rating. However, it is not to be considered as unfavourable.

This score serves as a reference to assess SC's credit risk and to set the amount of credit to be extended. It is calculated from a composite of weighted scores obtained from each of the major sections of this report. The assessed factors are as follows:

- Financial condition covering various ratios
- Company background and operations size
- Promoters / Management background
- Payment record
- Litigation against the subject
- Industry scenario / competitor analysis
- Supplier / Customer / Banker review (wherever available)