

MIRA INFORM REPORT

Report No. :	523845
Report Date :	04.08.2018

IDENTIFICATION DETAILS

Name :	NEXT RETAIL LIMITED
Formerly Known As :	NEXT NEAR EAST LIMITED
Registered Office :	Desford Road, Enderby Leicester LE19 4AT
Country :	United Kingdom
Financials (as on) :	27.01.2018
Date of Incorporation :	29.08.2002
Com. Reg. No.:	04521150
Legal Form :	Private Limited with Share Capital
Line of Business :	<ul style="list-style-type: none"> Other retail sale of new goods in specialised stores (not commercial art galleries and opticians) The supply of merchandise including Womenswear, Menswear, Childrenswear, Lingerie, Shoes, Accessories, Fashion Jewellery, Cosmetics and Home Furnishings, retail shop in the UK and Eire.
No. of Employees :	33554

RATING & COMMENTS

(Mira Inform has adopted New Rating mechanism w.e.f. 23rd January 2017)

MIRA's Rating :

A+

Credit Rating	Explanation	Rating Comments
A+	Low Risk	Business dealings permissible with low risk of default

Status :	Good
Payment Behaviour :	Regular
Litigation :	Clear

NOTES:

Any query related to this report can be made on e-mail: infodept@mirainform.com while quoting report number, name and date.

ECGC Country Risk Classification List

Country Name	Previous Rating (31.12.2017)	Current Rating (01.04.2018)
United Kingdom	A1	A1

Risk Category	ECGC Classification
Insignificant	A1
Low Risk	A2
Moderately Low Risk	B1
Moderate Risk	B2
Moderately High Risk	C1
High Risk	C2
Very High Risk	D

DISCLAIMER : This Report is **PRIVATE & CONFIDENTIAL** and it is prepared at the request of and for its use by the Subscriber only. The Subscriber shall use the contents of the Report merely as an aid to its business. Mira Inform Private Limited ("MIPL") has collated information/data in the Report, which have not been verified unless otherwise specifically mentioned in the Report. The Subscriber shall independently verify the accuracy and correctness of the information/data before in any way acting upon the same. MIPL shall not be liable for any harm, injury, loss or damage caused to the Subscriber due to default by the Subscriber's debtors/beneficiaries in fulfilling their obligations of any nature whatsoever. This Report or any of its portion shall not be used as a documentary evidence or otherwise before any investigative agencies or forum of law. This Report is confidential and proprietary to MIPL. The Subscriber and/or any other person(s) may not reproduce, publish or disclose any of the contents of the Report to others without the express authorization of MIPL. This Report is prepared and issued to the Subscriber without any risk, responsibility or liability on the part of MIPL or its officials.

UNITED KINGDOM - ECONOMIC OVERVIEW

The UK, a leading trading power and financial center, is the third largest economy in Europe after Germany and France. Agriculture is intensive, highly mechanized, and efficient by European standards, producing about 60% of food needs with less than 2% of the labor force. The UK has large coal, natural gas, and oil resources, but its oil and natural gas reserves are declining; the UK has been a net importer of energy since 2005. Services, particularly banking, insurance, and business services, are key drivers of British GDP growth. Manufacturing, meanwhile, has declined in importance but still accounts for about 10% of economic output.

In 2008, the global financial crisis hit the economy particularly hard, due to the importance of its financial sector. Falling home prices, high consumer debt, and the global economic slowdown compounded the UK's economic problems, pushing the economy into recession in the latter half of 2008 and prompting the then BROWN (Labour) government to implement a number of measures to stimulate the economy and stabilize the financial markets. Facing burgeoning public deficits and debt levels, in 2010 the then CAMERON-led coalition government (between Conservatives and Liberal Democrats) initiated an austerity program, which has continued under the Conservative government. However, the deficit still remains one of the highest in the G7, standing at 3.6% of GDP as of 2017, and the UK has pledged to lower its corporation tax from 20% to 17% by 2020. The UK had a debt burden of 90.4% GDP at the end of 2017.

The UK's economy has begun to slow since the referendum vote to leave the EU in June 2016. A sustained depreciation of the British pound has increased consumer and producer prices, weighing on consumer spending without spurring a meaningful increase in exports. The UK has an extensive trade relationship with other EU members through its single market membership and economic observers have warned the exit will jeopardize its position as the central location for European financial services. Prime Minister MAY is seeking a new "deep and special" trade relationship with the EU following the UK's exit. However, economists doubt that the UK will be able to preserve the benefits of EU membership without the obligations. The UK is expected to officially leave the EU by the end of March 2019.

Source : CIA

COMPANY NAME AND ADDRESS

Company Name: NEXT RETAIL LIMITED
Company No: 04521150
Company Status: Active - Accounts Filed
Registered Address: DESFORD ROAD ENDERBY LEICESTER LE19 4AT

COMPANY SUMMARY

Registered Address DESFORD ROAD, ENDERBY LEICESTER LE19 4AT
Trading Address Desford Road, Enderby Leicester Leicestershire LE19 4AT
Website Address http://www.next.co.uk
Telephone Number 03337774577
Fax Number --
TPS No
FPS Yes
Incorporation Date 29/08/2002
Previous Name NEXT NEAR EAST LIMITED
Type Private limited with Share Capital
FTSE Index --
Date of Change 25/03/2003
Filing Date of Accounts 27/06/2018
Currency GBP
Share Capital £1,000
SIC07 47789
Charity Number --
SIC07 Description OTHER RETAIL SALE OF NEW GOODS IN SPECIALISED STORES (NOT COMMERCIAL ART GALLERIES AND OPTICIANS)
Principal Activity The supply of merchandise including Womenswear, Menswear, Childrenswear, Lingerie, Shoes, Accessories, Fashion Jewellery, Cosmetics and Home Furnishings, retail shop in the UK and Eire.

ADDITIONAL INFORMATION

CCJ's 1 (£8,755)

Date	Case Name	Amount	Outcome
01/12/2017	STOKE ON TRENT	£8,755	Judgment
-	-	-	-
-	-	-	-

Ultimate Holding Company NEXT PLC
Accountant -
Mortgages 0

Trade Debtors	-
Group	20 companies
Linkages	0 companies
Countries	In 0 countries

KEY FINANCIALS

Year to Date	Turnover	Pre Tax Profit	Shareholder's Funds	Employees
27/01/2018	£3,950,301,000	£554,156,000	£2,955,148,000	33554
28/01/2017	£4,007,048,000	£632,598,000	£3,106,026,000	38482
30/01/2016	£4,094,532,000	£703,325,000	£2,614,962,000	40595

MORTGAGE SUMMARY

Total Mortgage	0
Outstanding	0
Satisfied	0

TRADE DEBTORS / BAD DEBT SUMMARY

Total Number of Documented Trade	7
Total Value of Documented Trade	£55,011

COMMENTARY

This company has been treated as a Large company in respect of the rating/limit generated.
This company has had a CCJ registered against them within the last 12 months which is currently still outstanding.
This company's return on total assets employed ratio indicates a highly efficient use of assets.
This company has only made late payments on a low percentage of invoices.
This company's ratio of total liabilities to total assets indicates the presence of moderate equity funding.
The company has more cash than short term bank borrowings.

CCJ

Total Number of Exact CCJs -	1	Total Value of Exact CCJs	£8,755
		-	

DISCLAIMER : This Report is **PRIVATE & CONFIDENTIAL** and it is prepared at the request of and for its use by the Subscriber only. The Subscriber shall use the contents of the Report merely as an aid to its business. Mira Inform Private Limited ("MIPL") has collated information/data in the Report, which have not been verified unless otherwise specifically mentioned in the Report. The Subscriber shall independently verify the accuracy and correctness of the information/data before in any way acting upon the same. MIPL shall not be liable for any harm, injury, loss or damage caused to the Subscriber due to default by the Subscriber's debtors/beneficiaries in fulfilling their obligations of any nature whatsoever. This Report or any of its portion shall not be used as a documentary evidence or otherwise before any investigative agencies or forum of law. This Report is confidential and proprietary to MIPL. The Subscriber and/or any other person(s) may not reproduce, publish or disclose any of the contents of the Report to others without the express authorization of MIPL. This Report is prepared and issued to the Subscriber without any risk, responsibility or liability on the part of MIPL or its officials.

NEXT RETAIL LIMITED - 523845

PAGE NO. : 6

Total Number of Possible CCJs -	0	Total Value of Possible CCJs -	
Total Number of Satisfied CCJs -	0	Total Value of Satisfied CCJs -	
Total Number of Writs -	-		

Total Current Directors	2	Total Current Secretaries	1
Total Previous Directors / Company Secretaries	7	Total Person's With Significant Control	1

CURRENT DIRECTORS

Title	Mr	Function	Director
Name	Simon Adam Lord Wolfson Of Aspley Guise	Nationality	British
Date of Birth	10/1967	Present Appointments	16
Latest Address	Next Plc Desford Road, Enderby, Leicester	Appointment Date	21/10/2002
Post Code	LE19 4AT		
Title	Mrs	Function	Director
Name	Amanda James	Nationality	British
Date of Birth	08/1971	Present Appointments	20
Latest Address	Next Plc Desford Road, Enderby, Leicester	Appointment Date	01/04/2015
Post Code	LE19 4AT		

CURRENT COMPANY SECRETARY

Title		Function	Company Secretary
Name	Seonna Anderson	Nationality	
Date of Birth	-	Present Appointments	1
Latest Address	Next Plc Desford Road, Enderby, Leicester	Appointment Date	03/02/2014
Post Code	LE19 4AT		

TOP SHAREHOLDERS













Name	Currency	Share	Share Type	Nominal	% of Total
------	----------	-------	------------	---------	------------

DISCLAIMER : This Report is **PRIVATE & CONFIDENTIAL** and it is prepared at the request of and for its use by the Subscriber only. The Subscriber shall use the contents of the Report merely as an aid to its business. Mira Inform Private Limited ("MIPL") has collated information/data in the Report, which have not been verified unless otherwise specifically mentioned in the Report. The Subscriber shall independently verify the accuracy and correctness of the information/data before in any way acting upon the same. MIPL shall not be liable for any harm, injury, loss or damage caused to the Subscriber due to default by the Subscriber's debtors/beneficiaries in fulfilling their obligations of any nature whatsoever. This Report or any of its portion shall not be used as a documentary evidence or otherwise before any investigative agencies or forum of law. This Report is confidential and proprietary to MIPL. The Subscriber and/or any other person(s) may not reproduce, publish or disclose any of the contents of the Report to others without the express authorization of MIPL. This Report is prepared and issued to the Subscriber without any risk, responsibility or liability on the part of MIPL or its officials.




		Count		Value	Share Count
NEXT HOLDINGS LIMITED	GBP	1,000	ORDINARY	1	100

FINANCIALS












PROFIT & LOSS

	Date Of Accounts	27/01/18	(%)	28/01/17	(%)	30/01/16	(%)	24/01/15	(%)	25/01/14
	Weeks	52	(%)	52	(%)	53	(%)	52	(%)	52
	Currency	GBP	(%)	GBP	(%)	GBP	(%)	GBP	(%)	GBP
	Consolidated A/cs	N	(%)	N	(%)	N	(%)	N	(%)	N
	Turnover	£3,950,301,000	-1.4%	£4,007,048,000	-2.1%	£4,094,532,000	4.5%	£3,919,433,000	7.2%	£3,656,520,000
	Export	-	-	-	-	-	-	-	-	-
	Cost of Sales	£2,675,035,000	-1.2%	£2,708,881,000	-1%	£2,737,258,000	3.2%	£2,651,310,000	6.5%	£2,489,423,000
	Gross Profit	£1,275,266,000	-1.8%	£1,298,167,000	-4.4%	£1,357,274,000	7%	£1,268,123,000	8.7%	£1,167,097,000
	Wages & Salaries	£440,230,000	-2.9%	£453,190,000	-4.3%	£473,319,000	2.2%	£463,007,000	3.6%	£446,805,000
	Directors Emoluments	-	-	-	-	-	-	-	-	-
	Operating Profit	£659,229,000	-8.5%	£720,085,000	-5.3%	£760,151,000	8.6%	£700,185,000	9.6%	£639,044,000
	Depreciation	£94,256,000	3.6%	£91,004,000	1.7%	£89,492,000	2.4%	£87,377,000	-16.1%	£104,118,000
	Audit Fees	£304,000	-9.5%	£336,000	31.8%	£255,000	10.4%	£231,000	11.1%	£208,000
	Interest Payments	£105,073,000	20.1%	£87,487,000	54%	£56,828,000	1.7%	£55,888,000	5.1%	£53,197,000
	Pre Tax Profit	£554,156,000	-12.4%	£632,598,000	-10.1%	£703,325,000	9.2%	£644,302,000	10%	£585,855,000
	Taxation	-	6.3%	-	15%	-	-	-	-	-

DISCLAIMER : This Report is **PRIVATE & CONFIDENTIAL** and it is prepared at the request of and for its use by the Subscriber only. The Subscriber shall use the contents of the Report merely as an aid to its business. Mira Inform Private Limited ("MIPL") has collated information/data in the Report, which have not been verified unless otherwise specifically mentioned in the Report. The Subscriber shall independently verify the accuracy and correctness of the information/data before in any way acting upon the same. MIPL shall not be liable for any harm, injury, loss or damage caused to the Subscriber due to default by the Subscriber's debtors/beneficiaries in fulfilling their obligations of any nature whatsoever. This Report or any of its portion shall not be used as a documentary evidence or otherwise before any investigative agencies or forum of law. This Report is confidential and proprietary to MIPL. The Subscriber and/or any other person(s) may not reproduce, publish or disclose any of the contents of the Report to others without the express authorization of MIPL. This Report is prepared and issued to the Subscriber without any risk, responsibility or liability on the part of MIPL or its officials.

		£119,688,000	%	£127,700,000		£150,252,000	5.7%	£142,111,000	0.3%	£141,622,000
	Profit After Tax	£434,468,000	-13.9%	£504,898,000	-8.7%	£553,073,000	10.1%	£502,191,000	13%	£444,233,000
	Dividends Payable	£500,000,000	-	-	-100%	£650,000,000	-	-	-	-
	Retained Profit	-£65,532,000	-113%	£504,898,000	620.9%	-£96,927,000	-119.3%	£502,191,000	13%	£444,233,000







BALANCE SHEET

	Date Of Accounts	27/01/18	(%)	28/01/17	(%)	30/01/16	(%)	24/01/15	(%)	25/01/14
	Tangible Assets	£386,835,000	3.3%	£374,366,000	7.5%	£348,384,000	5.5%	£330,155,000	-2.8%	£339,509,000
	Intangible Assets	£2,496,368,000	-	£2,496,368,000	-	£2,496,368,000	-	£2,496,368,000	-	£2,496,368,000
	Total Fixed Assets	£2,883,203,000	0.4%	£2,870,734,000	0.9%	£2,844,752,000	0.6%	£2,826,523,000	-0.3%	£2,835,877,000
	Stock	£488,628,000	6.8%	£457,468,000	-8.2%	£498,433,000	17.2%	£425,372,000	8.6%	£391,593,000
	Trade Debtors	£1,131,253,000	11.6%	£1,013,538,000	7.1%	£946,340,000	29.6%	£730,253,000	4.7%	£697,350,000
	Cash	£32,314,000	14.1%	£28,310,000	-38.4%	£45,930,000	39.3%	£32,980,000	-10.6%	£36,910,000
	Other Debtors	£55,841,000	-36.9%	£88,430,000	13.9%	£77,610,000	-2.7%	£79,744,000	-72.6%	£290,738,000
	Miscellaneous Current Assets	0	-	0	-	0	-	0	-	0
	Total Current Assets	£1,708,036,000	7.6%	£1,587,746,000	1.2%	£1,568,313,000	23.6%	£1,268,349,000	-10.5%	£1,416,591,000
	Trade Creditors	£134,181,000	-11.6%	£151,854,000	-21.9%	£194,511,000	-2.9%	£200,316,000	8.7%	£184,340,000
	Bank Loans & Overdrafts	£11,998,000	-69.8%	£39,744,000	278.7%	£10,495,000	-76.2%	£44,159,000	-9.7%	£48,903,000






DISCLAIMER : This Report is **PRIVATE & CONFIDENTIAL** and it is prepared at the request of and for its use by the Subscriber only. The Subscriber shall use the contents of the Report merely as an aid to its business. Mira Inform Private Limited ("MIPL") has collated information/data in the Report, which have not been verified unless otherwise specifically mentioned in the Report. The Subscriber shall independently verify the accuracy and correctness of the information/data before in any way acting upon the same. MIPL shall not be liable for any harm, injury, loss or damage caused to the Subscriber due to default by the Subscriber's debtors/beneficiaries in fulfilling their obligations of any nature whatsoever. This Report or any of its portion shall not be used as a documentary evidence or otherwise before any investigative agencies or forum of law. This Report is confidential and proprietary to MIPL. The Subscriber and/or any other person(s) may not reproduce, publish or disclose any of the contents of the Report to others without the express authorization of MIPL. This Report is prepared and issued to the Subscriber without any risk, responsibility or liability on the part of MIPL or its officials.

NEXT RETAIL LIMITED - 523845

PAGE NO. : 9






	Other Short Term Finance	£1,013,381,000	40.8 %	£719,823,000	- 35.8 %	£1,121,357,000	59.3 %	£703,913,000	- 51.6 %	£1,453,094,000
	Miscellaneous Current Liabilities	£475,984,000	9.3 %	£435,619,000	- 6.5%	£465,820,000	9.7 %	£424,664,000	2.9 %	£412,882,000
	Total Current Liabilities	£1,635,544,000	21.4 %	£1,347,040,000	- 24.8 %	£1,792,183,000	30.5 %	£1,373,052,000	- 34.6 %	£2,099,219,000
	Bank Loans & Overdrafts and LTL	£12,545,000	- 72.2 %	£45,158,000	175.1%	£16,415,000	- 68%	£51,263,000	- 10.1 %	£56,997,000
	Other Long Term Finance	0	-	0	-	0	-	0	-	0
	Total Long Term Liabilities	£547,000	- 89.9 %	£5,414,000	- 8.5%	£5,920,000	- 16.7 %	£7,104,000	- 12.2 %	£8,094,000

CAPITAL & RESERVES





	Date Of Accounts	27/01/18	(%)	28/01/17	(%)	30/01/16	(%)	24/01/15	(%)	25/01/14
	Called Up Share Capital	£1,000	-	£1,000	-	£1,000	-	£1,000	-	£1,000
	P & L Account Reserve	£3,014,306,000	-2%	£3,076,056,000	19.3 %	£2,578,039,000	- 3.5 %	£2,670,755,000	23.4 %	£2,164,624,000
	Revaluation Reserve	-	-	-	-	-	-	-	-	-
	Sundry Reserves	£59,159,000	- 297.4%	£29,969,000	- 18.8 %	£36,922,000	- 16 %	£43,960,000	325.8%	£19,470,000
	Shareholder Funds	£2,955,148,000	- 4.9%	£3,106,026,000	18.8 %	£2,614,962,000	- 3.7 %	£2,714,716,000	26.6 %	£2,145,155,000

DISCLAIMER : This Report is **PRIVATE & CONFIDENTIAL** and it is prepared at the request of and for its use by the Subscriber only. The Subscriber shall use the contents of the Report merely as an aid to its business. Mira Inform Private Limited ("MIPL") has collated information/data in the Report, which have not been verified unless otherwise specifically mentioned in the Report. The Subscriber shall independently verify the accuracy and correctness of the information/data before in any way acting upon the same. MIPL shall not be liable for any harm, injury, loss or damage caused to the Subscriber due to default by the Subscriber's debtors/beneficiaries in fulfilling their obligations of any nature whatsoever. This Report or any of its portion shall not be used as a documentary evidence or otherwise before any investigative agencies or forum of law. This Report is confidential and proprietary to MIPL. The Subscriber and/or any other person(s) may not reproduce, publish or disclose any of the contents of the Report to others without the express authorization of MIPL. This Report is prepared and issued to the Subscriber without any risk, responsibility or liability on the part of MIPL or its officials.



OTHER FINANCIAL ITEMS

	Date Of Accounts	27/01/18	(%)	28/01/17	(%)	30/01/16	(%)	24/01/15	(%)	25/01/14
	Net Worth	£458,780,000	- 24.7 %	£609,658,000	414.1 %	£118,594,000	- 45.7 %	£218,348,000	162.2 %	- £351,213,000
	Working Capital	£72,492,000	- 69.9 %	£240,706,000	207.5 %	- £223,870,000	- 113.8 %	- £104,703,000	84.7 %	- £682,628,000
	Total Assets	£4,591,239,000	3%	£4,458,480,000	1%	£4,413,065,000	7.8%	£4,094,872,000	- 3.7%	£4,252,468,000
	Total Liabilities	£1,636,091,000	21%	£1,352,454,000	- 24.8 %	£1,798,103,000	30.3 %	£1,380,156,000	- 34.5 %	£2,107,313,000
	Net Assets	£2,955,148,000	- 4.9 %	£3,106,026,000	18.8 %	£2,614,962,000	- 3.7%	£2,714,716,000	26.6 %	£2,145,155,000

CASH FLOW

	Date Of Accounts	27/01/18	(%)	28/01/17	(%)	30/01/16	(%)	24/01/15	(%)	25/01/14
	Net Cashflow from Operations	-	-	-	-	-	-	-	-	-
	Net Cashflow before Financing	-	-	-	-	-	-	-	-	-
	Net Cashflow from Financing	-	-	-	-	-	-	-	-	-
	Increase in Cash	-	-	-	-	-	-	-	-	-















MISCELLANEOUS

	Date Of Accounts	27/01/18	(%)	28/01/17	(%)	30/01/16	(%)	24/01/15	(%)	25/01/14
	Contingent Liability	YES	-	YES	-	YES	-	YES	-	YES
	Capital Employed	£2,955,695,000	-5%	£3,111,440,000	18.7 %	£2,620,882,000	- 3.7 %	£2,721,820,000	26.4 %	£2,153,249,000
	Number of Employee	33554	- 12.8 %	38482	- 5.2 %	40595	0.7 %	40325	- 6.4 %	43100


DISCLAIMER : This Report is **PRIVATE & CONFIDENTIAL** and it is prepared at the request of and for its use by the Subscriber only. The Subscriber shall use the contents of the Report merely as an aid to its business. Mira Inform Private Limited ("MIPL") has collated information/data in the Report, which have not been verified unless otherwise specifically mentioned in the Report. The Subscriber shall independently verify the accuracy and correctness of the information/data before in any way acting upon the same. MIPL shall not be liable for any harm, injury, loss or damage caused to the Subscriber due to default by the Subscriber's debtors/beneficiaries in fulfilling their obligations of any nature whatsoever. This Report or any of its portion shall not be used as a documentary evidence or otherwise before any investigative agencies or forum of law. This Report is confidential and proprietary to MIPL. The Subscriber and/or any other person(s) may not reproduce, publish or disclose any of the contents of the Report to others without the express authorization of MIPL. This Report is prepared and issued to the Subscriber without any risk, responsibility or liability on the part of MIPL or its officials.

es									
Account ants									
Auditors	PRICEWATERHOUSECOOPERS LLP								
Auditor Comments	The audit report contains no adverse comments								
Bankers	BARCLAYS BANK PLC								
Bank Branch Code									

RATIOS

	Date Of Accounts	27/01/18	28/01/17	30/01/16	24/01/15	25/01/14
 Pre-tax profit margin %		14.03	15.79	17.18	16.44	16.02
 Current ratio		1.04	1.18	0.88	0.92	0.67
 Sales/Net Working Capital		54.49	16.65	-18.29	-37.43	-5.36
 Gearing %		0.40	1.50	0.60	1.90	2.70
 Equity in %		141.10	158.30	136.40	169.80	122.20
 Creditor Days		12.36	13.79	17.62	18.60	18.35
 Debtor Days		104.23	92.06	85.74	67.81	69.41
 Liquidity/Acid Test		0.74	0.83	0.59	0.61	0.48
 Return On Capital Employed %		18.74	20.33	26.83	23.67	27.20
 Return On Total Assets Employed %		12.06	14.18	15.93	15.73	13.77
 Current Debt Ratio		0.55	0.43	0.68	0.50	0.97
 Total Debt Ratio		0.55	0.43	0.68	0.50	0.98
 Stock Turnover Ratio %		12.36	11.41	12.17	10.85	10.70
 Return on Net Assets Employed %		18.75	20.36	26.89	23.73	27.31

REPORT NOTES

 There are no notes to display.

DISCLAIMER : This Report is **PRIVATE & CONFIDENTIAL** and it is prepared at the request of and for its use by the Subscriber only. The Subscriber shall use the contents of the Report merely as an aid to its business. Mira Inform Private Limited ("MIPL") has collated information/data in the Report, which have not been verified unless otherwise specifically mentioned in the Report. The Subscriber shall independently verify the accuracy and correctness of the information/data before in any way acting upon the same. MIPL shall not be liable for any harm, injury, loss or damage caused to the Subscriber due to default by the Subscriber's debtors/beneficiaries in fulfilling their obligations of any nature whatsoever. This Report or any of its portion shall not be used as a documentary evidence or otherwise before any investigative agencies or forum of law. This Report is confidential and proprietary to MIPL. The Subscriber and/or any other person(s) may not reproduce, publish or disclose any of the contents of the Report to others without the express authorization of MIPL. This Report is prepared and issued to the Subscriber without any risk, responsibility or liability on the part of MIPL or its officials.

STATUS HISTORY

No Status History found

***EVENT HISTORY**

Date	Description
01/08/2018	Payment Data Update Received
01/08/2018	Mr M.W. Law has left the board
03/07/2018	Payment Data Update Received
02/07/2018	New Accounts Filed
16/06/2018	Confirmation Statement
06/02/2018	Confirmation Statement
03/02/2018	Confirmation Statement
19/07/2017	Payment Data Update Received
18/07/2017	New Accounts Filed
12/06/2017	Confirmation Statement
11/04/2017	Payment Data Update Received
02/12/2016	Payment Data Update Received
16/07/2016	New Accounts Filed
01/07/2016	Annual Returns
01/07/2016	Annual Returns

PREVIOUS COMPANY NAMES

Date	Previous Name
25/03/2003	NEXT NEAR EAST LIMITED
03/10/2002	EVER 1889 LIMITED

WRIT DETAILS

No writs found

STATISTICS

Group	20 companies
Linkages	0 companies

DISCLAIMER : This Report is **PRIVATE & CONFIDENTIAL** and it is prepared at the request of and for its use by the Subscriber only. The Subscriber shall use the contents of the Report merely as an aid to its business. Mira Inform Private Limited ("MIPL") has collated information/data in the Report, which have not been verified unless otherwise specifically mentioned in the Report. The Subscriber shall independently verify the accuracy and correctness of the information/data before in any way acting upon the same. MIPL shall not be liable for any harm, injury, loss or damage caused to the Subscriber due to default by the Subscriber's debtors/beneficiaries in fulfilling their obligations of any nature whatsoever. This Report or any of its portion shall not be used as a documentary evidence or otherwise before any investigative agencies or forum of law. This Report is confidential and proprietary to MIPL. The Subscriber and/or any other person(s) may not reproduce, publish or disclose any of the contents of the Report to others without the express authorization of MIPL. This Report is prepared and issued to the Subscriber without any risk, responsibility or liability on the part of MIPL or its officials.

Countries	In 0 countries
-----------	----------------

SUMMARY

Holding Company	NEXT HOLDINGS LIMITED
Ownership Status	Wholly Owned
Ultimate Holding Company	NEXT PLC

GROUP STRUCTURE FULL

Company Name	Registered Number	Latest Key Financials	Consol. Accounts	Turnover
[-] NEXT PLC	04412362	27.01.2018	Y	£4,055,500,000
[-] NEXT GROUP LIMITED	11118708	-	N	
[-] NEXT HOLDINGS LIMITED	00035161	27.01.2018	N	£215,400,000
[-] NEXT DISTRIBUTION...	03045421	27.01.2018	N	£478,978,000
[-] NEXT SOURCING (UK)...	05188107	31.01.2018	N	
[-] VENTURA NETWORK DI...	06056341	31.01.2018	N	
[-] AGRATECH LIMITED	07218431	31.01.2018	N	
[-] PROJECT NORWICH LI...	11191048	-	N	
[-] BRECON DEBT RECOVE...	00866802	31.01.2018	N	
[-] LIPSY LIMITED	05728110	27.01.2018	N	£99,255,000
[-] NEXT BRAND LIMITED	02570797	27.01.2018	N	
[-] THE NEXT DIRECTORY...	02570808	31.01.2018	N	
[-] NEXT FINANCIAL SER...	02958128	31.01.2018	N	
[-] NEXT MANUFACTURING...	02570801	27.01.2018	N	£5,437,670
[-] NEXT NEAR EAST LIM...	00123434	27.01.2018	N	
[-] NEXT PENSION TRUST...	00497131	31.01.2018	N	
[-] NEXT PROPERTIES LTD	02570546	31.01.2018	N	
[-] NEXT RETAIL LIMITED	04521150	27.01.2018	N	£3,950,301,000
[-] PAIGE GROUP LIMITE...	00452053	31.01.2018	N	
[-] VENTURA GROUP LIMITED	01210373	31.01.2018	N	

STATISTICS

Group	20 companies
Linkages	0 companies
Countries	In 0 countries

EXACT CCJ DETAILS

Date	Court	Amount	Status	Case Number	Date Paid
01/12/2017	STOKE ON TRENT	£8,755	Judgment	D01SQ009	-

POSSIBLE CCJS DETAILS

Possible CCJ matches show CCJs that may be matched to a company based on various criteria such as similar trading names or addresses. This data is provided for your information only as an aid to decision-making and does not affect a company's rating.

There are no possible CCJ details

CREDITOR DETAILS

	Total Number	Total Value
Trade Creditors	0	-
No Creditor Data		



TRADE DEBTORS / BAD DEBT DETAIL

	Total Number of Documented Trade	Total Value of Documented Trade
Trade Debtors	7	£55,011

Company Name	Amount	Statement Date
J & K Trading Ltd	£46,238	13/10/2010
Indivisual Limited	£4,200	06/12/2017
Inspired Gifts & Toys Limited	£2,500	02/09/2011

DISCLAIMER : This Report is **PRIVATE & CONFIDENTIAL** and it is prepared at the request of and for its use by the Subscriber only. The Subscriber shall use the contents of the Report merely as an aid to its business. Mira Inform Private Limited ("MIPL") has collated information/data in the Report, which have not been verified unless otherwise specifically mentioned in the Report. The Subscriber shall independently verify the accuracy and correctness of the information/data before in any way acting upon the same. MIPL shall not be liable for any harm, injury, loss or damage caused to the Subscriber due to default by the Subscriber's debtors/beneficiaries in fulfilling their obligations of any nature whatsoever. This Report or any of its portion shall not be used as a documentary evidence or otherwise before any investigative agencies or forum of law. This Report is confidential and proprietary to MIPL. The Subscriber and/or any other person(s) may not reproduce, publish or disclose any of the contents of the Report to others without the express authorization of MIPL. This Report is prepared and issued to the Subscriber without any risk, responsibility or liability on the part of MIPL or its officials.

Blaze Europe Limited	£815	05/03/2013
Styleultra Ltd	£565	01/12/2010
M W G Leisure Ltd	£565	21/10/2016
Cammac Trading Limited	£128	06/03/2018

PREVIOUS DIRECTOR/COMPANY SECRETARIES

Name	Current Active Appointments	Previous Appointments	Dissolved Companies
David Wilson Keens	1	22	4
William Robert Barnes	1	31	19
Andrew John Varley	1	12	10
Andrew John Robert McKinlay	0	23	11
EVERDIRECTOR LIMITED	6	371	484
SILVERSTONE RESIDENTS COMPANY	10	355	481
Michael William Law	1	4	0

Total Persons With Significant Control	1	Total Statements	0
Active	1	Active	0
Ceased	0	Ceased	0

ACTIVE PERSONS WITH SIGNIFICANT CONTROL

Name	Next Holdings Limited	Kind	Corporate Entity With Significant Control
Address	Next Plc Desford Road, Enderby, Leicester	Notified On	06/04/2016
Post Code	LE19 4AT	Legal Form	Private Limited Company
Authority	United Kingdom	Place Registered	Companies House
Country Registered	England & Wales	Registration Number	35161
Nature Of Control	Ownership Of Shares 75 To 100 Percent, Voting Rights 75 To 100 Percent, Right To Appoint And Remove Directors		

CEASED PERSONS WITH SIGNIFICANT CONTROL

No Ceased Persons With Significant Control To Display

ACTIVE STATEMENTS

No Active Statements To Display

CEASED STATEMENTS

No Ceased Statements To Display

Average Invoice Value	£382.29
Invoices available	42962
Paid	42845
Outstanding	117

Trade Payment Data is information that we collect from selected third party partners who send us information about their whole sales ledger.

	Within Terms	0-30 Days	31-60 Days	61-90 Days	91+ Days
Paid	36646	5799	185	66	149
Outstanding	34	27	14	9	33

FOREIGN EXCHANGE RATES

Currency	Unit	Indian Rupees
US Dollar	1	INR 68.79
UK Pound	1	INR 89.52
Euro	1	INR 79.67
GBP	1	INR 89.08

Note: Above are approximate rates obtained from sources believed to be correct

INFORMATION DETAILS

Analysis Done by :	VIVR
Report Prepared by :	NIT

DISCLAIMER : This Report is **PRIVATE & CONFIDENTIAL** and it is prepared at the request of and for its use by the Subscriber only. The Subscriber shall use the contents of the Report merely as an aid to its business. Mira Inform Private Limited ("MIPL") has collated information/data in the Report, which have not been verified unless otherwise specifically mentioned in the Report. The Subscriber shall independently verify the accuracy and correctness of the information/data before in any way acting upon the same. MIPL shall not be liable for any harm, injury, loss or damage caused to the Subscriber due to default by the Subscriber's debtors/beneficiaries in fulfilling their obligations of any nature whatsoever. This Report or any of its portion shall not be used as a documentary evidence or otherwise before any investigative agencies or forum of law. This Report is confidential and proprietary to MIPL. The Subscriber and/or any other person(s) may not reproduce, publish or disclose any of the contents of the Report to others without the express authorization of MIPL. This Report is prepared and issued to the Subscriber without any risk, responsibility or liability on the part of MIPL or its officials.

RATING EXPLANATIONS

Credit Rating	Explanation	Rating Comments
A++	Minimum Risk	Business dealings permissible with minimum risk of default
A+	Low Risk	Business dealings permissible with low risk of default
A	Acceptable Risk	Business dealings permissible with moderate risk of default
B	Medium Risk	Business dealings permissible on a regular monitoring basis
C	Medium High Risk	Business dealings permissible preferably on secured basis
D	High Risk	Business dealing not recommended or on secured terms only
NB	New Business	No recommendation can be done due to business in infancy stage
NT	No Trace	No recommendation can be done as the business is not traceable

NB is stated where there is insufficient information to facilitate rating. However, it is not to be considered as unfavourable.

This score serves as a reference to assess SC's credit risk and to set the amount of credit to be extended. It is calculated from a composite of weighted scores obtained from each of the major sections of this report. The assessed factors are as follows:

- Financial condition covering various ratios
- Company background and operations size
- Promoters / Management background
- Payment record
- Litigation against the subject
- Industry scenario / competitor analysis
- Supplier / Customer / Banker review (wherever available)