

MIRA INFORM REPORT

| | |
|---------------|------------|
| Report No. : | 523663 |
| Report Date : | 06.08.2018 |

IDENTIFICATION DETAILS

| | |
|-------------------------|--|
| Name : | NIKTANYA INTERNATIONAL LIMITED |
| Registered Office : | 1 & 2 Studley Court Mews Studley Court, Guildford Road Woking Gu24 8eb |
| Country : | United Kingdom |
| Financials (as on) : | 30.04.2017 |
| Date of Incorporation : | 03.03.2005 |
| Com. Reg. No.: | 05382251 |
| Legal Form : | Private limited with Share Capital |
| Line of Business : | Service activities n.e.c. |
| No. of Employees : | 1 |

RATING & COMMENTS

(Mira Inform has adopted New Rating mechanism w.e.f. 23rd January 2017)

| | |
|-----------------|---|
| MIRA's Rating : | C |
|-----------------|---|

| Credit Rating | Explanation | Rating Comments |
|---------------|------------------|---|
| C | Medium High Risk | Business dealings permissible preferably on secured basis |

| | |
|---------------------|----------|
| Status : | Moderate |
| Payment Behaviour : | Slow |
| Litigation : | Clear |

NOTES :

Any query related to this report can be made on e-mail : infodept@mirainform.com while quoting report number, name and date.

DISCLAIMER : This Report is **PRIVATE & CONFIDENTIAL** and it is prepared at the request of and for its use by the Subscriber only. The Subscriber shall use the contents of the Report merely as an aid to its business. Mira Inform Private Limited ("MIPL") has collated information/data in the Report, which have not been verified unless otherwise specifically mentioned in the Report. The Subscriber shall independently verify the accuracy and correctness of the information/data before in any way acting upon the same. MIPL shall not be liable for any harm, injury, loss or damage caused to the Subscriber due to default by the Subscriber's debtors/beneficiaries in fulfilling their obligations of any nature whatsoever. This Report or any of its portion shall not be used as a documentary evidence or otherwise before any investigative agencies or forum of law. This Report is confidential and proprietary to MIPL. The Subscriber and/or any other person(s) may not reproduce, publish or disclose any of the contents of the Report to others without the express authorization of MIPL. This Report is prepared and issued to the Subscriber without any risk, responsibility or liability on the part of MIPL or its officials.

ECGC Country Risk Classification List

| Country Name | Previous Rating (31.12.2017) | Current Rating (01.04.2018) |
|----------------|---------------------------------|--------------------------------|
| United Kingdom | A1 | A1 |

| Risk Category | ECGC Classification |
|----------------------|---------------------|
| Insignificant | A1 |
| Low Risk | A2 |
| Moderately Low Risk | B1 |
| Moderate Risk | B2 |
| Moderately High Risk | C1 |
| High Risk | C2 |
| Very High Risk | D |

UNITED KINGDOM - ECONOMIC OVERVIEW

The UK, a leading trading power and financial center, is the third largest economy in Europe after Germany and France. Agriculture is intensive, highly mechanized, and efficient by European standards, producing about 60% of food needs with less than 2% of the labor force. The UK has large coal, natural gas, and oil resources, but its oil and natural gas reserves are declining; the UK has been a net importer of energy since 2005. Services, particularly banking, insurance, and business services, are key drivers of British GDP growth. Manufacturing, meanwhile, has declined in importance but still accounts for about 10% of economic output.

In 2008, the global financial crisis hit the economy particularly hard, due to the importance of its financial sector. Falling home prices, high consumer debt, and the global economic slowdown compounded the UK's economic problems, pushing the economy into recession in the latter half of 2008 and prompting the then BROWN (Labour) government to implement a number of measures to stimulate the economy and stabilize the financial markets. Facing burgeoning public deficits and debt levels, in 2010 the then CAMERON-led coalition government (between Conservatives and Liberal Democrats) initiated an austerity program, which has continued under the Conservative government. However, the deficit still remains one of the highest in the G7, standing at 3.6% of GDP as of 2017, and the UK has pledged to lower its corporation tax from 20% to 17% by 2020. The UK had a debt burden of 90.4% GDP at the end of 2017.

The UK's economy has begun to slow since the referendum vote to leave the EU in June 2016. A sustained depreciation of the British pound has increased consumer and producer prices, weighing on consumer spending without spurring a meaningful increase in exports. The UK has an extensive trade relationship with other EU members through its single market membership and economic observers have warned the exit will jeopardize its position as the central location for European financial services. Prime Minister MAY is seeking a new "deep and special" trade relationship with the EU following the UK's exit. However, economists doubt that the UK will be able to preserve the benefits of EU membership without the obligations. The UK is expected to officially leave the EU by the end of March 2019.

Source : CIA

COMPANY NAME AND ADDRESS

Company Name: **NIKTANYA INTERNATIONAL LIMITED**
Company No: **05382251**
Registered Address: **1 & 2 STUDLEY COURT MEWS STUDLEY COURT,
GUILDFORD ROAD WOKING GU24 8EB**

COMPANY SUMMARY

| | |
|--------------------------------|--|
| Registered Address | 1 & 2 STUDLEY COURT MEWS STUDLEY COURT, GUILDFORD ROAD WOKING GU24 8EB |
| Trading Address | 1 & 2 Studley Court Mews Studley Court, Guildford Road Woking Surrey GU24 8EB GU24 8EB |
| Website Address | - |
| Telephone Number | - |
| Fax Number | - |
| TPS | - |
| FPS | Yes |
| Incorporation Date | 03/03/2005 |
| Previous Name | |
| Type | Private limited with Share Capital |
| FTSE Index | - |
| Date of Change | - |
| Filing Date of Accounts | 15/11/2017 |
| Currency | GBP |
| Share Capital | £2 |

DISCLAIMER : This Report is **PRIVATE & CONFIDENTIAL** and it is prepared at the request of and for its use by the Subscriber only. The Subscriber shall use the contents of the Report merely as an aid to its business. Mira Inform Private Limited ("MIPL") has collated information/data in the Report, which have not been verified unless otherwise specifically mentioned in the Report. The Subscriber shall independently verify the accuracy and correctness of the information/data before in any way acting upon the same. MIPL shall not be liable for any harm, injury, loss or damage caused to the Subscriber due to default by the Subscriber's debtors/beneficiaries in fulfilling their obligations of any nature whatsoever. This Report or any of its portion shall not be used as a documentary evidence or otherwise before any investigative agencies or forum of law. This Report is confidential and proprietary to MIPL. The Subscriber and/or any other person(s) may not reproduce, publish or disclose any of the contents of the Report to others without the express authorization of MIPL. This Report is prepared and issued to the Subscriber without any risk, responsibility or liability on the part of MIPL or its officials.

SIC07 96090
Charity Number -
SIC07 Description OTHER SERVICE ACTIVITIES N.E.C.
Principal Activity

ADDITIONAL INFORMATION

CCJ's 0 (£0)
No CCJ Information To Display
Ultimate Holding Company -
Accountant THB LLP
Mortgages 2
Group 0 companies
Linkages 0 companies
Countries In 0 countries

KEY FINANCIALS

| Year to Date | Turnover | Pre Tax Profit | Shareholder's Funds | Employees |
|--------------|-------------|----------------|---------------------|-----------|
| 30/04/2017 | £29,107,020 | £52,700 | £452,422 | 1 |
| 30/04/2016 | £8,480,701 | £28,408 | £410,219 | - |
| 30/04/2015 | - | - | £137,493 | - |

MORTGAGE SUMMARY

Total Mortgage 2
Outstanding 1
Satisfied 1

TRADE DEBTORS / BAD DEBT SUMMARY

Total Number of Documented Trade 0
Total Value of Documented Trade £0

COMMENTARY

| |
|---|
| This company's ratio of total liabilities to total assets indicates the presence of moderate equity funding. |
| This company's return on total assets employed ratio indicates a relatively efficient use of assets. |
| This company's bank loans and overdrafts (less cash) account for a high percentage of short term liabilities. |
| This company trades in an industry with a higher level of corporate failures. |

CCJ

| | | | |
|----------------------------------|---|---------------------------------|--|
| Total Number of Exact CCJs - | 0 | Total Value of Exact CCJs - | |
| Total Number of Possible CCJs - | 0 | Total Value of Possible CCJs - | |
| Total Number of Satisfied CCJs - | 0 | Total Value of Satisfied CCJs - | |
| Total Number of Writs - | - | | |

| | | | |
|--|---|---|---|
| Total Current Directors | 2 | Total Current Secretaries | 1 |
| Total Previous Directors / Company Secretaries | 4 | Total Person's With Significant Control | 2 |

CURRENT DIRECTORS

| | | | |
|----------------|--|--|---------------------------------|
| Title | Mr | Function | Director |
| Name | Sanjiv Khanna | Nationality | Indian |
| Date of Birth | 08/1962 | Present Appointments | 1 |
| Latest Address | 501 Eassa Hussain Ali Yousaf, Al Majaz Adea, Sharjah | Appointment Date | 03/03/2005 |
| Post Code | | | |
| Other Actions | View Director Report | View Consumer Report | View AML Report |
| | View Trace Report | View Compliance Report | |
| Title | Mr | Function | Director |
| Name | Pietro Intranova | Nationality | British |
| Date of Birth | 06/1965 | Present Appointments | 1 |
| Latest Address | 28 Kings Drive, Surbiton, Surrey | Appointment Date | 18/09/2009 |
| Post Code | KT5 8NG | | |
| Other Actions | View Director Report | View Consumer Report | View AML Report |

DISCLAIMER : This Report is **PRIVATE & CONFIDENTIAL** and it is prepared at the request of and for its use by the Subscriber only. The Subscriber shall use the contents of the Report merely as an aid to its business. Mira Inform Private Limited ("MIPL") has collated information/data in the Report, which have not been verified unless otherwise specifically mentioned in the Report. The Subscriber shall independently verify the accuracy and correctness of the information/data before in any way acting upon the same. MIPL shall not be liable for any harm, injury, loss or damage caused to the Subscriber due to default by the Subscriber's debtors/beneficiaries in fulfilling their obligations of any nature whatsoever. This Report or any of its portion shall not be used as a documentary evidence or otherwise before any investigative agencies or forum of law. This Report is confidential and proprietary to MIPL. The Subscriber and/or any other person(s) may not reproduce, publish or disclose any of the contents of the Report to others without the express authorization of MIPL. This Report is prepared and issued to the Subscriber without any risk, responsibility or liability on the part of MIPL or its officials.

| | | | |
|--|-----------------------------------|--|--|
| | View Trace Report | View Compliance Report | |
|--|-----------------------------------|--|--|

CURRENT COMPANY SECRETARY







| | | | |
|-----------------------|--|-----------------------------|--------------------------|
| Title | Ms | Function | Company Secretary |
| Name | Ann Fletcher | Nationality | British |
| Date of Birth | - | Present Appointments | 1 |
| Latest Address | Cobbs Hoppers Oast,hatch Lane, Chartham Hatch, Canterbury, Kent | Appointment Date | 03/03/2005 |
| Post Code | CT4 7LP | | |
| Other Actions | | View Consumer Report | View Trace Report |
| | View Compliance Report | | |

TOP SHAREHOLDERS










| Name | Currency | Share Count | Share Type | Nominal Value | % of Total Share Count |
|------------------|----------|-------------|------------|---------------|------------------------|
| PIETRO INTRANOVA | GBP | 1 | ORDINARY | 1 | 50 |
| SANJIV KHANNA | GBP | 1 | ORDINARY | 1 | 50 |

FINANCIALS













Profit & Loss

| | Date Of Accounts | 30/04/17 | (%) | 30/04/16 | (%) | 30/04/15 | (%) | 30/04/14 | (%) | 30/04/13 |
|---|----------------------|--------------------|---------------|-------------------|-----|----------|-----|----------|-----|----------|
| | Weeks | 52 | (%) | 52 | (%) | 52 | (%) | 52 | (%) | 52 |
| | Currency | GBP | (%) | GBP | (%) | GBP | (%) | GBP | (%) | GBP |
| | Consolidated A/cs | N | (%) | N | (%) | N | (%) | N | (%) | N |
|  | Turnover | £29,107,020 | 243.2% | £8,480,701 | - | - | - | - | - | - |
|  | Export | - | - | - | - | - | - | - | - | - |
|  | Cost of Sales | £28,635,803 | 244.5% | £8,311,472 | - | - | - | - | - | - |
|  | Gross Profit | £471,217 | 178.4% | £169,229 | - | - | - | - | - | - |
|  | Wages & Salaries | - | - | - | - | - | - | - | - | - |
|  | Directors Emoluments | - | - | - | - | - | - | - | - | - |






DISCLAIMER : This Report is **PRIVATE & CONFIDENTIAL** and it is prepared at the request of and for its use by the Subscriber only. The Subscriber shall use the contents of the Report merely as an aid to its business. Mira Inform Private Limited ("MIPL") has collated information/data in the Report, which have not been verified unless otherwise specifically mentioned in the Report. The Subscriber shall independently verify the accuracy and correctness of the information/data before in any way acting upon the same. MIPL shall not be liable for any harm, injury, loss or damage caused to the Subscriber due to default by the Subscriber's debtors/beneficiaries in fulfilling their obligations of any nature whatsoever. This Report or any of its portion shall not be used as a documentary evidence or otherwise before any investigative agencies or forum of law. This Report is confidential and proprietary to MIPL. The Subscriber and/or any other person(s) may not reproduce, publish or disclose any of the contents of the Report to others without the express authorization of MIPL. This Report is prepared and issued to the Subscriber without any risk, responsibility or liability on the part of MIPL or its officials.

| | | | | | | | | | | |
|---|-------------------------|----------------|--------------|----------------|---|---|---|---|---|---|
|  | Operating Profit | £52,700 | 85.5% | £28,408 | - | - | - | - | - | - |
|  | Depreciation | - | - | - | - | - | - | - | - | - |
|  | Audit Fees | - | - | - | - | - | - | - | - | - |
|  | Interest Payments | - | - | - | - | - | - | - | - | - |
|  | Pre Tax Profit | £52,700 | 85.5% | £28,408 | - | - | - | - | - | - |
|  | Taxation | -£10,497 | -84.7% | -£5,682 | - | - | - | - | - | - |
|  | Profit After Tax | £42,203 | 85.7% | £22,726 | - | - | - | - | - | - |
|  | Dividends Payable | - | - | - | - | - | - | - | - | - |
|  | Retained Profit | £42,203 | 85.7% | £22,726 | - | - | - | - | - | - |






Balance Sheet

| | Date Of Accounts | 30/04/17 | (%) | 30/04/16 | (%) | 30/04/15 | (%) | 30/04/14 | (%) | 30/04/13 |
|---|------------------------------|-------------------|--------------|-------------------|---------------|-------------------|---------------|-------------------|--------------|-------------------|
|  | Tangible Assets | 0 | - | 0 | - | 0 | - | 0 | - | 0 |
|  | Intangible Assets | 0 | - | 0 | - | 0 | - | 0 | - | 0 |
|  | Total Fixed Assets | 0 | - | 0 | - | 0 | - | 0 | - | 0 |
|  | Stock | £316,600 | - | 0 | - | 0 | - | 0 | - | 0 |
|  | Trade Debtors | £3,154,553 | 25.8% | £2,506,889 | 154% | £986,998 | -33% | £1,473,897 | 21.3% | £1,214,643 |
|  | Cash | £783 | 83.4% | £427 | -99.9% | £438,791 | 35.7% | £323,247 | 37.1% | £235,855 |
|  | Other Debtors | £4,254,375 | 15.7% | £3,678,104 | - | 0 | - | 0 | - | 0 |
|  | Miscellaneous Current Assets | 0 | - | 0 | - | 0 | - | 0 | - | 0 |
|  | Total Current Assets | £7,726,311 | 24.9% | £6,185,420 | 333.8% | £1,425,789 | -20.7% | £1,797,144 | 23.9% | £1,450,498 |
|  | Trade Creditors | £628,322 | 6.6% | £589,524 | -54.2% | £1,288,296 | -22.6% | £1,663,827 | 25.6% | £1,324,793 |
|  | Bank Loans & Overdrafts | £5,194,602 | 23% | £4,222,540 | - | 0 | - | 0 | - | 0 |
|  | Other Short Term Finance | £1,115,396 | 38% | £808,253 | - | 0 | - | 0 | - | 0 |






DISCLAIMER : This Report is **PRIVATE & CONFIDENTIAL** and it is prepared at the request of and for its use by the Subscriber only. The Subscriber shall use the contents of the Report merely as an aid to its business. Mira Inform Private Limited ("MIPL") has collated information/data in the Report, which have not been verified unless otherwise specifically mentioned in the Report. The Subscriber shall independently verify the accuracy and correctness of the information/data before in any way acting upon the same. MIPL shall not be liable for any harm, injury, loss or damage caused to the Subscriber due to default by the Subscriber's debtors/beneficiaries in fulfilling their obligations of any nature whatsoever. This Report or any of its portion shall not be used as a documentary evidence or otherwise before any investigative agencies or forum of law. This Report is confidential and proprietary to MIPL. The Subscriber and/or any other person(s) may not reproduce, publish or disclose any of the contents of the Report to others without the express authorization of MIPL. This Report is prepared and issued to the Subscriber without any risk, responsibility or liability on the part of MIPL or its officials.

| | | | | | | | | | | |
|---|------------------------------------|-------------------|------------|-------------------|----------------|-------------------|-----------------|-------------------|---------------|-------------------|
|  | Miscellaneous Current Liabilities | £335,569 | 116.7 % | £154,884 | - | 0 | - | 0 | - | 0 |
|  | Total Current Liabilities | £7,273,889 | 26% | £5,775,201 | 348.3 % | £1,288,296 | - 22.6 % | £1,663,827 | 25.6 % | £1,324,793 |
|  | Bank Loans & Overdrafts and LTL | £5,194,602 | 23% | £4,222,540 | - | 0 | - | 0 | - | 0 |
|  | Other Long Term Finance | 0 | - | 0 | - | 0 | - | 0 | - | 0 |
|  | Total Long Term Liabilities | 0 | - | 0 | - | 0 | - | 0 | - | 0 |

Capital & Reserves





| | Date Of Accounts | 30/04/17 | (%) | 30/04/16 | (%) | 30/04/15 | (%) | 30/04/14 | (%) | 30/04/13 |
|---|--------------------------|-----------------|--------------|-----------------|---------------|-----------------|-------------|-----------------|-------------|-----------------|
|  | Called Up Share Capital | £2 | - | £2 | - | £2 | - | £2 | - | £2 |
|  | P & L Account Reserve | £202,420 | 26.3% | £160,217 | 16.5% | £137,491 | 3.1% | £133,315 | 6.1% | £125,703 |
|  | Revaluation Reserve | - | - | - | - | - | - | - | - | - |
|  | Sundry Reserves | £250,000 | - | £250,000 | - | - | - | - | - | - |
|  | Shareholder Funds | £452,422 | 10.3% | £410,219 | 198.4% | £137,493 | 3.1% | £133,317 | 6.1% | £125,705 |

Other Financial Items



| | Date Of Accounts | 30/04/17 | (%) | 30/04/16 | (%) | 30/04/15 | (%) | 30/04/14 | (%) | 30/04/13 |
|---|-------------------|------------|--------|------------|---------|------------|----------|------------|--------|------------|
|  | Net Worth | £452,422 | 10.3 % | £410,219 | 198.4 % | £137,493 | 3.1% | £133,317 | 6.1% | £125,705 |
|  | Working Capital | £452,422 | 10.3 % | £410,219 | 198.4 % | £137,493 | 3.1% | £133,317 | 6.1% | £125,705 |
|  | Total Assets | £7,726,311 | 24.9 % | £6,185,420 | 333.8 % | £1,425,789 | - 20.7 % | £1,797,144 | 23.9 % | £1,450,498 |
|  | Total Liabilities | £7,273,889 | 26% | £5,775,201 | 348.3 % | £1,288,296 | - 22.6 % | £1,663,827 | 25.6 % | £1,324,793 |
|  | Net Assets | £452,422 | 10.3 % | £410,219 | 198.4 % | £137,493 | 3.1% | £133,317 | 6.1% | £125,705 |

DISCLAIMER : This Report is **PRIVATE & CONFIDENTIAL** and it is prepared at the request of and for its use by the Subscriber only. The Subscriber shall use the contents of the Report merely as an aid to its business. Mira Inform Private Limited ("MIPL") has collated information/data in the Report, which have not been verified unless otherwise specifically mentioned in the Report. The Subscriber shall independently verify the accuracy and correctness of the information/data before in any way acting upon the same. MIPL shall not be liable for any harm, injury, loss or damage caused to the Subscriber due to default by the Subscriber's debtors/beneficiaries in fulfilling their obligations of any nature whatsoever. This Report or any of its portion shall not be used as a documentary evidence or otherwise before any investigative agencies or forum of law. This Report is confidential and proprietary to MIPL. The Subscriber and/or any other person(s) may not reproduce, publish or disclose any of the contents of the Report to others without the express authorization of MIPL. This Report is prepared and issued to the Subscriber without any risk, responsibility or liability on the part of MIPL or its officials.












Cash Flow

| | Date Of Accounts | 30/04/17 | (%) | 30/04/16 | (%) | 30/04/15 | (%) | 30/04/14 | (%) | 30/04/13 |
|---|-------------------------------|----------|-----|----------|-----|----------|-----|----------|-----|----------|
|  | Net Cashflow from Operations | - | - | - | - | - | - | - | - | - |
|  | Net Cashflow before Financing | - | - | - | - | - | - | - | - | - |
|  | Net Cashflow from Financing | - | - | - | - | - | - | - | - | - |
|  | Increase in Cash | - | - | - | - | - | - | - | - | - |




Miscellaneous

| | Date Of Accounts | 30/04/17 | (%) | 30/04/16 | (%) | 30/04/15 | (%) | 30/04/14 | (%) | 30/04/13 |
|---|----------------------|----------------------------------|-------|----------|--------|----------|------|----------|------|----------|
| | Contingent Liability | NO | - | NO | - | NO | - | NO | - | NO |
|  | Capital Employed | £452,422 | 10.3% | £410,219 | 198.4% | £137,493 | 3.1% | £133,317 | 6.1% | £125,705 |
|  | Number of Employees | 1 | - | - | - | - | - | - | - | - |
| | Accountants | THB LLP | | | | | | | | |
| | Auditors | | | | | | | | | |
| | Auditor Comments | The company is exempt from audit | | | | | | | | |
| | Bankers | | | | | | | | | |
| | Bank Branch Code | | | | | | | | | |

Ratios

| | Date Of Accounts | 30/04/17 | 30/04/16 | 30/04/15 | 30/04/14 | 30/04/13 |
|---|-----------------------------------|----------|----------|----------|----------|----------|
|  | Pre-tax profit margin % | 0.18 | 0.33 | - | - | - |
|  | Current ratio | 1.06 | 1.07 | 1.11 | 1.08 | 1.09 |
|  | Sales/Net Working Capital | 64.34 | 20.67 | - | - | - |
|  | Gearing % | 1148.20 | 1029.30 | 0 | 0 | 0 |
|  | Equity in % | 5.90 | 6.60 | 9.60 | 7.40 | 8.70 |
|  | Creditor Days | 7.85 | 25.30 | - | - | - |
|  | Debtor Days | 39.44 | 107.59 | - | - | - |
|  | Liquidity/Acid Test | 1.01 | 1.07 | 1.10 | 1.08 | 1.09 |
|  | Return On Capital Employed % | 11.64 | 6.92 | - | - | - |
|  | Return On Total Assets Employed % | 0.68 | 0.45 | - | - | - |
|  | Current Debt Ratio | 16.07 | 14.07 | 9.36 | 12.48 | 10.53 |

DISCLAIMER : This Report is **PRIVATE & CONFIDENTIAL** and it is prepared at the request of and for its use by the Subscriber only. The Subscriber shall use the contents of the Report merely as an aid to its business. Mira Inform Private Limited ("MIPL") has collated information/data in the Report, which have not been verified unless otherwise specifically mentioned in the Report. The Subscriber shall independently verify the accuracy and correctness of the information/data before in any way acting upon the same. MIPL shall not be liable for any harm, injury, loss or damage caused to the Subscriber due to default by the Subscriber's debtors/beneficiaries in fulfilling their obligations of any nature whatsoever. This Report or any of its portion shall not be used as a documentary evidence or otherwise before any investigative agencies or forum of law. This Report is confidential and proprietary to MIPL. The Subscriber and/or any other person(s) may not reproduce, publish or disclose any of the contents of the Report to others without the express authorization of MIPL. This Report is prepared and issued to the Subscriber without any risk, responsibility or liability on the part of MIPL or its officials.

| | | | | | | |
|---|---------------------------------|-------|-------|------|-------|-------|
|  | Total Debt Ratio | 16.07 | 14.07 | 9.36 | 12.48 | 10.53 |
|  | Stock Turnover Ratio % | 1.08 | - | - | - | - |
|  | Return on Net Assets Employed % | 11.64 | 6.92 | - | - | - |

EVENT HISTORY VIEW DOCUMENTS

| Date | Description |
|------------|----------------------------|
| 22/03/2018 | Confirmation Statement |
| 23/11/2017 | New Accounts Filed |
| 23/11/2017 | New Accounts Filed |
| 29/03/2017 | Annual Returns |
| 04/02/2017 | New Accounts Filed |
| 18/04/2016 | New Accounts Filed |
| 15/04/2016 | Annual Returns |
| 03/02/2016 | New Accounts Filed |
| 15/04/2015 | Annual Returns |
| 24/01/2015 | New Accounts Filed |
| 15/08/2014 | Change in Reg.Office |
| 15/08/2014 | Change of Company Postcode |
| 25/03/2014 | Annual Returns |
| 23/01/2014 | New Accounts Filed |
| 01/05/2013 | New Accounts Filed |

PREVIOUS COMPANY NAMES

No Previous Names found

WRIT DETAILS

No writs found

STATISTICS

| | |
|------------------|----------------|
| Group | - |
| Linkages | 0 companies |
| Countries | In 0 countries |

DISCLAIMER : This Report is **PRIVATE & CONFIDENTIAL** and it is prepared at the request of and for its use by the Subscriber only. The Subscriber shall use the contents of the Report merely as an aid to its business. Mira Inform Private Limited ("MIPL") has collated information/data in the Report, which have not been verified unless otherwise specifically mentioned in the Report. The Subscriber shall independently verify the accuracy and correctness of the information/data before in any way acting upon the same. MIPL shall not be liable for any harm, injury, loss or damage caused to the Subscriber due to default by the Subscriber's debtors/beneficiaries in fulfilling their obligations of any nature whatsoever. This Report or any of its portion shall not be used as a documentary evidence or otherwise before any investigative agencies or forum of law. This Report is confidential and proprietary to MIPL. The Subscriber and/or any other person(s) may not reproduce, publish or disclose any of the contents of the Report to others without the express authorization of MIPL. This Report is prepared and issued to the Subscriber without any risk, responsibility or liability on the part of MIPL or its officials.

SUMMARY

| | |
|---------------------------------|---|
| Holding Company | - |
| Ownership Status | |
| Ultimate Holding Company | - |

Group Structure Full

| |
|--------------------|
| No Group Structure |
|--------------------|

| | |
|------------------|----------------|
| Group | 0 companies |
| Linkages | 0 companies |
| Countries | In 0 countries |

MORTGAGE DETAILS

| | | | |
|--------------------------------|--|--|--|
| Mortgage Type: | | | |
| Date Charge Created: | 16/06/15 | | |
| Date Charge Registered: | 23/06/15 | | |
| Date Charge Satisfied: | - | | |
| Status: | OUTSTANDING | | |
| Person(s) Entitled: | BRITISH ARAB COMMERCIAL BANK PLC; | | |
| Amount Secured: | | | |
| Details: | CONTAINS FIXED CHARGE.CONTAINS FLOATINGCHARGE.FLOATING CHARGE COVERS ALL THE PROPERTY OR UNDERTAKING OF THE COMPANY. | | |
| Mortgage Type: | DEBENTURE | | |
| Date Charge Created: | 29/11/11 | | |
| Date Charge Registered: | 01/12/11 | | |
| Date Charge Satisfied: | 15/10/14 | | |
| Status: | SATISFIED | | |
| Person(s) Entitled: | HSBC BANK PLC; | | |
| Amount Secured: | | | |
| Details: | FIXED AND FLOATING CHARGE OVER THE UNDERTAKING AND ALL PROPERTY AND ASSETS PRESENT AND FUTURE, INCLUDING GOODWILL, BOOKDEBTS, UNCALLED CAPITAL, BUILDINGS, FIXTURES, FIXED PLANT & MACHINERY | | |

PREVIOUS DIRECTOR/COMPANY SECRETARIES

| Name | Current Active Appointments | Previous Appointments | Dissolved Companies |
|----------------------|------------------------------------|------------------------------|----------------------------|
| Elaine Ann Intranova | 1 | 1 | 0 |

DISCLAIMER : This Report is **PRIVATE & CONFIDENTIAL** and it is prepared at the request of and for its use by the Subscriber only. The Subscriber shall use the contents of the Report merely as an aid to its business. Mira Inform Private Limited ("MIPL") has collated information/data in the Report, which have not been verified unless otherwise specifically mentioned in the Report. The Subscriber shall independently verify the accuracy and correctness of the information/data before in any way acting upon the same. MIPL shall not be liable for any harm, injury, loss or damage caused to the Subscriber due to default by the Subscriber's debtors/beneficiaries in fulfilling their obligations of any nature whatsoever. This Report or any of its portion shall not be used as a documentary evidence or otherwise before any investigative agencies or forum of law. This Report is confidential and proprietary to MIPL. The Subscriber and/or any other person(s) may not reproduce, publish or disclose any of the contents of the Report to others without the express authorization of MIPL. This Report is prepared and issued to the Subscriber without any risk, responsibility or liability on the part of MIPL or its officials.

| | | | |
|---|----|-------------------------|-------|
| NIKTANYA INTERNATIONAL LIMITED | 0 | 1 | 0 |
| VISTRA NOMINEES (UK) LIMITED | 0 | 27129 | 80167 |
| WATERLOW SECRETARIES LIMITED | 10 | 28638 | 81665 |
| Total Persons With Significant Control | 2 | Total Statements | 0 |
| Active | 2 | Active | 0 |
| Ceased | 0 | Ceased | 0 |

ACTIVE PERSONS WITH SIGNIFICANT CONTROL

| | | | |
|--------------------------|--|-----------------------------|--|
| Name | Mr Pietro Intranova | Kind | Individual Person With Significant Control |
| Address | 28 Kings Drive, Surbiton | Country Of Residence | England |
| Post Code | KT5 8NG | Nationality | British |
| Date of Birth | 06/1965 | Notified On | 28/02/2017 |
| Nature Of Control | Ownership of shares - between 25% and 50% | | |
| Name | Mr Sanjiv Khanna | Kind | Individual Person With Significant Control |
| Address | 501 Eassa Hussain Ali Yousaf, Al Majaz Adea, Sharjah | Country Of Residence | United Arab Emirates |
| Post Code | - | Nationality | British |
| Date of Birth | 08/1962 | Notified On | 28/02/2017 |
| Nature Of Control | Ownership of shares - between 25% and 50% | | |

CEASED PERSONS WITH SIGNIFICANT CONTROL

No Ceased Persons With Significant Control To Display

ACTIVE STATEMENTS

No Active Statements To Display

CEASED STATEMENTS

No Ceased Statements To Display

FOREIGN EXCHANGE RATES

| Currency | Unit | Indian Rupees |
|-----------|------|---------------|
| US Dollar | 1 | INR 68.79 |
| UK Pound | 1 | INR 89.52 |
| Euro | 1 | INR 79.67 |
| GBP | 1 | INR 89.13 |

Note : Above are approximate rates obtained from sources believed to be correct

INFORMATION DETAILS

| | |
|-----------------------------|-----|
| Analysis Done by : | PRI |
| Report Prepared by : | KET |

DISCLAIMER : This Report is **PRIVATE & CONFIDENTIAL** and it is prepared at the request of and for its use by the Subscriber only. The Subscriber shall use the contents of the Report merely as an aid to its business. Mira Inform Private Limited ("MIPL") has collated information/data in the Report, which have not been verified unless otherwise specifically mentioned in the Report. The Subscriber shall independently verify the accuracy and correctness of the information/data before in any way acting upon the same. MIPL shall not be liable for any harm, injury, loss or damage caused to the Subscriber due to default by the Subscriber's debtors/beneficiaries in fulfilling their obligations of any nature whatsoever. This Report or any of its portion shall not be used as a documentary evidence or otherwise before any investigative agencies or forum of law. This Report is confidential and proprietary to MIPL. The Subscriber and/or any other person(s) may not reproduce, publish or disclose any of the contents of the Report to others without the express authorization of MIPL. This Report is prepared and issued to the Subscriber without any risk, responsibility or liability on the part of MIPL or its officials.

RATING EXPLANATIONS

| Credit Rating | Explanation | Rating Comments |
|---------------|------------------|--|
| A++ | Minimum Risk | Business dealings permissible with minimum risk of default |
| A+ | Low Risk | Business dealings permissible with low risk of default |
| A | Acceptable Risk | Business dealings permissible with moderate risk of default |
| B | Medium Risk | Business dealings permissible on a regular monitoring basis |
| C | Medium High Risk | Business dealings permissible preferably on secured basis |
| D | High Risk | Business dealing not recommended or on secured terms only |
| NB | New Business | No recommendation can be done due to business in infancy stage |
| NT | No Trace | No recommendation can be done as the business is not traceable |

NB is stated where there is insufficient information to facilitate rating. However, it is not to be considered as unfavourable.

This score serves as a reference to assess SC's credit risk and to set the amount of credit to be extended. It is calculated from a composite of weighted scores obtained from each of the major sections of this report. The assessed factors are as follows:

- Financial condition covering various ratios
- Company background and operations size
- Promoters / Management background
- Payment record
- Litigation against the subject
- Industry scenario / competitor analysis
- Supplier / Customer / Banker review (wherever available)

DISCLAIMER : This Report is **PRIVATE & CONFIDENTIAL** and it is prepared at the request of and for its use by the Subscriber only. The Subscriber shall use the contents of the Report merely as an aid to its business. Mira Inform Private Limited ("MIPL") has collated information/data in the Report, which have not been verified unless otherwise specifically mentioned in the Report. The Subscriber shall independently verify the accuracy and correctness of the information/data before in any way acting upon the same. MIPL shall not be liable for any harm, injury, loss or damage caused to the Subscriber due to default by the Subscriber's debtors/beneficiaries in fulfilling their obligations of any nature whatsoever. This Report or any of its portion shall not be used as a documentary evidence or otherwise before any investigative agencies or forum of law. This Report is confidential and proprietary to MIPL. The Subscriber and/or any other person(s) may not reproduce, publish or disclose any of the contents of the Report to others without the express authorization of MIPL. This Report is prepared and issued to the Subscriber without any risk, responsibility or liability on the part of MIPL or its officials.