

## MIRA INFORM REPORT

<b>Report No. :</b>	523748
<b>Report Date :</b>	07.08.2018

### IDENTIFICATION DETAILS

<b>Name :</b>	SUN CHEM PRODUCTS PRIVATE LIMITED
<b>Registered Office :</b>	R.S No.91/3, Kiliyur South, T.R. Patnam, Karaikal-609606, Pondicherry
<b>Tel. No.:</b>	91-436-8233383/ 2272328
<b>Country :</b>	India
<b>Financials (as on) :</b>	31.03.2017
<b>Date of Incorporation :</b>	18.01.2000
<b>CIN No.:</b> [Company Identification No.]	U24231PY2000PTC001516
<b>Capital Investment / Paid-up Capital :</b>	INR 4.900 Million
<b>PAN No.:</b> [Permanent Account No.]	AAICS2207G
<b>GSTN :</b> [Goods & Service Tax Registration No.]	34AAICS2207G1ZO
<b>Legal Form :</b>	Private Limited Liability Company
<b>Line of Business :</b>	Manufacture and Distributor of Potassium, Chlorate, Sodium Chlorate, Calcium Carbide, Ferro Silicon, Steel ingots, Safety matches (Registered Activity)
<b>No. of Employees :</b>	Not Divulged

### RATING & COMMENTS

(Mira Inform has adopted New Rating mechanism w.e.f. 23<sup>rd</sup> January 2017)

#### MIRA's Rating :

A

Credit Rating	Explanation	Rating Comments
A	Acceptable Risk	Business dealings permissible with moderate risk of default

**DISCLAIMER :** This Report is **PRIVATE & CONFIDENTIAL** and it is prepared at the request of and for its use by the Subscriber only. The Subscriber shall use the contents of the Report merely as an aid to its business. Mira Inform Private Limited ("MIPL") has collated information/data in the Report, which have not been verified unless otherwise specifically mentioned in the Report. The Subscriber shall independently verify the accuracy and correctness of the information/data before in any way acting upon the same. MIPL shall not be liable for any harm, injury, loss or damage caused to the Subscriber due to default by the Subscriber's debtors/beneficiaries in fulfilling their obligations of any nature whatsoever. This Report or any of its portion shall not be used as a documentary evidence or otherwise before any investigative agencies or forum of law. This Report is confidential and proprietary to MIPL. The Subscriber and/or any other person(s) may not reproduce, publish or disclose any of the contents of the Report to others without the express authorization of MIPL. This Report is prepared and issued to the Subscriber without any risk, responsibility or liability on the part of MIPL or its officials.

<b>Maximum Credit Limit :</b>	USD 63000
<b>Status :</b>	Satisfactory
<b>Payment Behaviour :</b>	Slow but correct
<b>Litigation :</b>	Clear
<b>Comments :</b>	<p>Subject was incorporated in the year 2000 and it is having satisfactory track records.</p> <p>For the financial year 2017, the company has marginal increased in its revenue from operations as compared to previous year and maintained average profitability margin of 3.50%.</p> <p>General financial position of the company seems to be sound and acceptable along with debt free balance sheet.</p> <p>Further, rating also derives strength from company's long standing track records of business operations and marginal improvement in the revenue profile during the year.</p> <p>However, rating strength is partially offset low earning per share and intense competition from industry.</p> <p>Trade relations are reported as fair. Business is active. Payments are reported to be slow but correct.</p> <p>In view of aforesaid, the company can be considered for business dealings at usual trade terms and conditions.</p>

**NOTES :**

Any query related to this report can be made on e-mail : [infodept@mirainform.com](mailto:infodept@mirainform.com) while quoting report number, name and date.

**ECGC Country Risk Classification List**

Country Name	Previous Rating (31.12.2017)	Current Rating (01.04.2018)
India	A1	A1

Risk Category	ECGC Classification
Insignificant	A1
Low Risk	A2
Moderately Low Risk	B1

**DISCLAIMER :** This Report is **PRIVATE & CONFIDENTIAL** and it is prepared at the request of and for its use by the Subscriber only. The Subscriber shall use the contents of the Report merely as an aid to its business. Mira Inform Private Limited ("MIPL") has collated information/data in the Report, which have not been verified unless otherwise specifically mentioned in the Report. The Subscriber shall independently verify the accuracy and correctness of the information/data before in any way acting upon the same. MIPL shall not be liable for any harm, injury, loss or damage caused to the Subscriber due to default by the Subscriber's debtors/beneficiaries in fulfilling their obligations of any nature whatsoever. This Report or any of its portion shall not be used as a documentary evidence or otherwise before any investigative agencies or forum of law. This Report is confidential and proprietary to MIPL. The Subscriber and/or any other person(s) may not reproduce, publish or disclose any of the contents of the Report to others without the express authorization of MIPL. This Report is prepared and issued to the Subscriber without any risk, responsibility or liability on the part of MIPL or its officials.

Moderate Risk	B2
Moderately High Risk	C1
High Risk	C2
Very High Risk	D

**EXTERNAL AGENCY RATING**

<b>Rating Agency Name</b>	Not Available
<b>Rating</b>	Not Available
<b>Rating Explanation</b>	Not Available
<b>Date</b>	Not Available

**RBI DEFAULTERS' LIST STATUS**

Subject's name is not enlisted as a defaulter in the publicly available RBI Defaulters' list.

**EPF (Employee Provident Fund) DEFAULTERS' LIST STATUS**

Subject's name is not enlisted as a defaulter in the publicly available EPF (Employee Provident Fund) Defaulters' list as of 31-03-2018.

**BIFR (Board for Industrial & Financial Reconstruction) LISTING STATUS**

Subject's name is not listed as a Sick Unit in the publicly available BIFR (Board for Industrial & Financial Reconstruction) list as of 07.08.2018

**IBBI (Insolvency and Bankruptcy Board of India) LISTING STATUS**

Subject's name is not listed in the publicly available IBBI (Insolvency and Bankruptcy Board of India) list as of report date.

**INFORMATION DECLINED**

**Management non-cooperative (Tel No.: 91-436-8233383)**  
**Tel No.: 91-456-2272328 - Continuously Ringing**

**LOCATIONS**

<b>Registered Office :</b>	R.S No.91/3, Kiliyur South, T.R. Patnam, Karaikal-609606, Pondicherry, India
<b>Tel. No.:</b>	91-436-8233383/ 2272328
<b>Fax No.:</b>	Not Available
<b>E-Mail :</b>	<a href="mailto:sundaravelgroup@dataone.in">sundaravelgroup@dataone.in</a>

**DISCLAIMER :** This Report is **PRIVATE & CONFIDENTIAL** and it is prepared at the request of and for its use by the Subscriber only. The Subscriber shall use the contents of the Report merely as an aid to its business. Mira Inform Private Limited ("MIPL") has collated information/data in the Report, which have not been verified unless otherwise specifically mentioned in the Report. The Subscriber shall independently verify the accuracy and correctness of the information/data before in any way acting upon the same. MIPL shall not be liable for any harm, injury, loss or damage caused to the Subscriber due to default by the Subscriber's debtors/beneficiaries in fulfilling their obligations of any nature whatsoever. This Report or any of its portion shall not be used as a documentary evidence or otherwise before any investigative agencies or forum of law. This Report is confidential and proprietary to MIPL. The Subscriber and/or any other person(s) may not reproduce, publish or disclose any of the contents of the Report to others without the express authorization of MIPL. This Report is prepared and issued to the Subscriber without any risk, responsibility or liability on the part of MIPL or its officials.

**DIRECTORS**

As on 31.03.2018

<b>Name :</b>	Mr. Ganapathy Rajasekaran
<b>Designation :</b>	Director
<b>Address :</b>	15, Chinnapallivasal Street, Virudhunagar 626001, Tamilnadu, India
<b>Date of Birth/Age :</b>	10.02.1956
<b>Date of Appointment :</b>	19.12.2005
<b>DIN No.:</b>	02423098
<b>Name :</b>	Mr. Somasuntharam Jeyaseelan
<b>Designation :</b>	Director
<b>Address :</b>	1/1B, Bharathinagar North Street, Kovilpatti-628501, Tamilnadu, India
<b>Date of Birth/Age :</b>	21.05.1951
<b>Date of Appointment :</b>	19.02.2005
<b>DIN No.:</b>	00780876
<b>Name :</b>	Mr. Sankaralingam Hariram Sundaravel
<b>Designation :</b>	Director
<b>Address :</b>	83/I Coronation Colony Virudhunagar, District Sivakasi-626123, Tamilnadu, India
<b>Date of Appointment :</b>	12.04.2018
<b>DIN No.:</b>	01041620
<b>Name :</b>	Mr. Manoharan Ravichandran
<b>Designation :</b>	Director
<b>Address :</b>	Door No:2 (Old No: 40) Old Trunk Road, Sattur-626203, Tamilnadu, India
<b>Date of Appointment :</b>	12.04.2018
<b>DIN No.:</b>	01222589

**MAJOR SHAREHOLDERS**

As on 31.03.2017

<b>Names of Shareholders</b>	<b>No. of Shares</b>
S Sriram Ashok	8100
Asha Devi	100
Hariram Sundaravol HUF	11950
H. Sundareswari	100
S. Mohanlal	3200

**DISCLAIMER :** This Report is **PRIVATE & CONFIDENTIAL** and it is prepared at the request of and for its use by the Subscriber only. The Subscriber shall use the contents of the Report merely as an aid to its business. Mira Inform Private Limited ("MIPL") has collated information/data in the Report, which have not been verified unless otherwise specifically mentioned in the Report. The Subscriber shall independently verify the accuracy and correctness of the information/data before in any way acting upon the same. MIPL shall not be liable for any harm, injury, loss or damage caused to the Subscriber due to default by the Subscriber's debtors/beneficiaries in fulfilling their obligations of any nature whatsoever. This Report or any of its portion shall not be used as a documentary evidence or otherwise before any investigative agencies or forum of law. This Report is confidential and proprietary to MIPL. The Subscriber and/or any other person(s) may not reproduce, publish or disclose any of the contents of the Report to others without the express authorization of MIPL. This Report is prepared and issued to the Subscriber without any risk, responsibility or liability on the part of MIPL or its officials.

M. Ravichandran		5050
S. Jeyaselaon		3950
J Kishore Kumar		7100
J. Rooban Vivek		1200
S. Sriram Ashol HUF		4050
S. Hariram Sundaravel		200
R. Ajay Sundar		2000
R. Aswin Sundar		2000
<b>Total</b>		<b>49000</b>

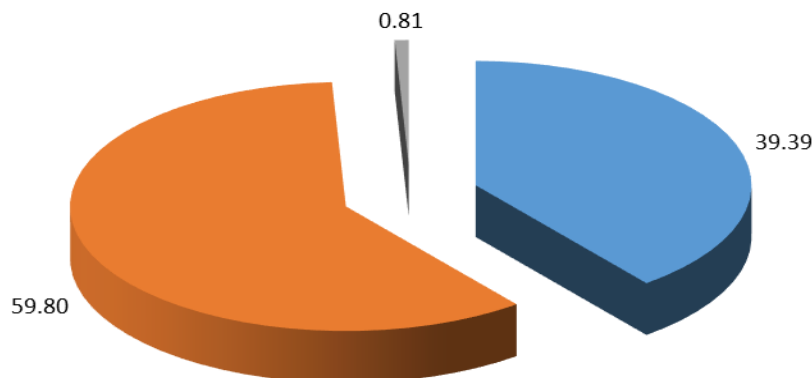
**Equity Share Break up (Percentage of Total Equity)**

As on 28.09.2017

Category	Percentage
Promoters (Individual/Hindu Undivided Family – Indian)	39.39
Public/Other than promoters (Individual/Hindu Undivided Family – Indian)	59.80
Public/Other than promoters (Body corporate)	0.81
<b>Total</b>	<b>100.00</b>

**Share holding pattern**

- Promoters (Individual/Hindu Undivided Family – Indian)
- Public/Other than promoters (Individual/Hindu Undivided Family – Indian)
- Public/Other than promoters (Body corporate)



**BUSINESS DETAILS**

<b>Line of Business :</b>	Manufacture and Distributor of Potassium, Chlorate, Sodium Chlorate, Calcium Carbide, Ferro Silicon, Steel ingots, Safety matches (Registered
---------------------------	-----------------------------------------------------------------------------------------------------------------------------------------------

**DISCLAIMER :** This Report is **PRIVATE & CONFIDENTIAL** and it is prepared at the request of and for its use by the Subscriber only. The Subscriber shall use the contents of the Report merely as an aid to its business. Mira Inform Private Limited ("MIPL") has collated information/data in the Report, which have not been verified unless otherwise specifically mentioned in the Report. The Subscriber shall independently verify the accuracy and correctness of the information/data before in any way acting upon the same. MIPL shall not be liable for any harm, injury, loss or damage caused to the Subscriber due to default by the Subscriber's debtors/beneficiaries in fulfilling their obligations of any nature whatsoever. This Report or any of its portion shall not be used as a documentary evidence or otherwise before any investigative agencies or forum of law. This Report is confidential and proprietary to MIPL. The Subscriber and/or any other person(s) may not reproduce, publish or disclose any of the contents of the Report to others without the express authorization of MIPL. This Report is prepared and issued to the Subscriber without any risk, responsibility or liability on the part of MIPL or its officials.

	Activity)	
<b>Products / Services :</b>	<b>Item Code No.</b>	<b>Products/Services Description</b>
	28291920	Pottasium Chlorates
<b>Brand Names :</b>	Not Available	
<b>Agencies Held :</b>	Not Available	
<b>Exports :</b>	Not Divulged	
<b>Imports :</b>	Not Divulged	
<b>Terms :</b>	Not Divulged	

**PRODUCTION STATUS – (NOT AVAILABLE)**

**GENERAL INFORMATION**

<b>Suppliers :</b>	<b>Reference :</b>	Not Divulged
	<b>Name of the Person :</b>	--
	<b>Contact No.:</b>	--
	<b>Since How Long Known :</b>	--
	<b>Maximum Limit Dealt :</b>	--
	<b>Experience :</b>	--
	<b>Remark:</b>	--
<b>Customers :</b>	<b>Reference :</b>	Not Divulged
	<b>Name of the Person :</b>	--
	<b>Contact No.:</b>	--
	<b>Since How Long Known :</b>	--
	<b>Maximum Limit Dealt :</b>	--
	<b>Experience :</b>	--
	<b>Remark:</b>	--
<b>No. of Employees :</b>	Not Divulged	
<b>Bankers :</b>	<b>Banker Name :</b>	Not Divulged
	<b>Branch :</b>	--
	<b>Person Name (With Designation) :</b>	--
	<b>Contact Number :</b>	--
	<b>Name of Account Holder :</b>	--
	<b>Account Number :</b>	--
	<b>Account Since (Date/Year of</b>	--

**DISCLAIMER :** This Report is **PRIVATE & CONFIDENTIAL** and it is prepared at the request of and for its use by the Subscriber only. The Subscriber shall use the contents of the Report merely as an aid to its business. Mira Inform Private Limited ("MIPL") has collated information/data in the Report, which have not been verified unless otherwise specifically mentioned in the Report. The Subscriber shall independently verify the accuracy and correctness of the information/data before in any way acting upon the same. MIPL shall not be liable for any harm, injury, loss or damage caused to the Subscriber due to default by the Subscriber's debtors/beneficiaries in fulfilling their obligations of any nature whatsoever. This Report or any of its portion shall not be used as a documentary evidence or otherwise before any investigative agencies or forum of law. This Report is confidential and proprietary to MIPL. The Subscriber and/or any other person(s) may not reproduce, publish or disclose any of the contents of the Report to others without the express authorization of MIPL. This Report is prepared and issued to the Subscriber without any risk, responsibility or liability on the part of MIPL or its officials.

	<b>Account Opening) :</b>	
	<b>Average Balance Maintained :</b>	--
	<b>Credit Facilities Enjoyed (CC/OD/Term Loan) :</b>	--
	<b>Account Operation :</b>	--
	<b>Remark :</b>	--

<b>Auditors :</b>	
<b>Name :</b>	S. Sathasivam Chartered Accountant
<b>Address :</b>	94/5, Main Road, Kovilpatti- 628501, Tamilnadu, India
<b>Mobile No.:</b>	91-9894390642
<b>Email :</b>	<a href="mailto:goutham1996@yahoo.com">goutham1996@yahoo.com</a>
<b>Income-tax PAN of auditor or auditor's firm :</b>	ADWPS5062N
<b>Memberships :</b>	Not Available
<b>Collaborators :</b>	Not Available
<b>Other Related Parties :</b>	<ul style="list-style-type: none"> <li>Sundaravel Match Industries Private Limited</li> <li>Sundaravel Printers Private Limited</li> </ul>

**CAPITAL STRUCTURE**

**As on 28.09.2017**

**Authorised Capital :**

No. of Shares	Type	Value	Amount
50000	Equity Shares	INR 100/- each	INR 5.000 Million

**Issued, Subscribed & Paid-up Capital :**

No. of Shares	Type	Value	Amount
49000	Equity Shares	INR 100/- each	INR 4.900 Million

**FINANCIAL DATA**  
*[all figures are INR Million]*

**ABRIDGED BALANCE SHEET**

<b>SOURCES OF FUNDS</b>	<b>31.03.2017</b>	<b>31.03.2016</b>	<b>31.03.2015</b>
<b>I. EQUITY AND LIABILITIES</b>			
(1) Shareholders' Funds			
(a) Share Capital	4.900	4.900	4.900
(b) Reserves & Surplus	17.030	16.056	14.570
(c) Money received against share warrants	0.000	0.000	0.000
(2) Share Application money pending allotment	0.000	0.000	0.000
<b>Total Shareholders' Funds (1) + (2)</b>	<b>21.930</b>	<b>20.956</b>	<b>19.470</b>
(3) Non-Current Liabilities			
(a) long-term borrowings	0.000	0.000	0.000
(b) Deferred tax liabilities (Net)	0.000	0.000	0.000
(c) Other long term liabilities	0.000	0.000	0.000
(d) long-term provisions	0.000	0.000	0.000
<b>Total Non-current Liabilities (3)</b>	<b>0.000</b>	<b>0.000</b>	<b>0.000</b>
(4) Current Liabilities			
(a) Short term borrowings	0.000	0.000	0.000
(b) Trade payables	0.737	0.696	2.261
(c) Other current liabilities	6.874	6.789	6.608
(d) Short-term provisions	0.000	0.000	0.000
<b>Total Current Liabilities (4)</b>	<b>7.611</b>	<b>7.485</b>	<b>8.869</b>
<b>TOTAL</b>	<b>29.541</b>	<b>28.441</b>	<b>28.339</b>
<b>II. ASSETS</b>			
(1) Non-current assets			
(a) Fixed Assets			
(i) Tangible assets	3.739	3.531	3.653
(ii) Intangible Assets	0.000	0.000	0.000
(iii) Capital work-in-progress	0.000	0.000	0.000
(iv) Intangible assets under development	0.000	0.000	0.000
(b) Non-current Investments	0.000	0.000	0.000
(c) Deferred tax assets (net)	0.000	0.000	0.000
(d) Long-term Loan and Advances	0.000	0.000	0.000
(e) Other Non-current assets	0.000	0.000	0.000
<b>Total Non-Current Assets</b>	<b>3.739</b>	<b>3.531</b>	<b>3.653</b>
(2) Current assets			

**DISCLAIMER** : This Report is **PRIVATE & CONFIDENTIAL** and it is prepared at the request of and for its use by the Subscriber only. The Subscriber shall use the contents of the Report merely as an aid to its business. Mira Inform Private Limited ("MIPL") has collated information/data in the Report, which have not been verified unless otherwise specifically mentioned in the Report. The Subscriber shall independently verify the accuracy and correctness of the information/data before in any way acting upon the same. MIPL shall not be liable for any harm, injury, loss or damage caused to the Subscriber due to default by the Subscriber's debtors/beneficiaries in fulfilling their obligations of any nature whatsoever. This Report or any of its portion shall not be used as a documentary evidence or otherwise before any investigative agencies or forum of law. This Report is confidential and proprietary to MIPL. The Subscriber and/or any other person(s) may not reproduce, publish or disclose any of the contents of the Report to others without the express authorization of MIPL. This Report is prepared and issued to the Subscriber without any risk, responsibility or liability on the part of MIPL or its officials.

(a) Current investments	0.000	0.000	0.000
(b) Inventories	6.490	7.829	8.924
(c) Trade receivables	4.685	6.353	6.551
(d) Cash and cash equivalents	4.582	1.831	1.385
(e) Short-term loans and advances	1.811	1.945	1.812
(f) Other current assets	8.234	6.952	6.014
<b>Total Current Assets</b>	<b>25.802</b>	<b>24.910</b>	<b>24.686</b>
<b>TOTAL</b>	<b>29.541</b>	<b>28.441</b>	<b>28.339</b>

**PROFIT & LOSS ACCOUNT**

	PARTICULARS	31.03.2017	31.03.2016	31.03.2015
	<b>SALES</b>			
	Income	27.796	24.142	28.105
	Other Income	0.221	0.129	0.498
	<b>TOTAL</b>	<b>28.017</b>	<b>24.271</b>	<b>28.603</b>
<b>Less</b>	<b>EXPENSES</b>			
	Cost of Materials Consumed	6.689	7.810	9.354
	Variation in Stock	1.577	(0.291)	(0.659)
	Employees benefits expense	1.945	1.846	1.747
	Administrative Cost	16.393	12.882	16.395
	<b>TOTAL</b>	<b>26.604</b>	<b>22.247</b>	<b>26.837</b>
	<b>PROFIT/ (LOSS) BEFORE INTEREST, TAX, DEPRECIATION AND AMORTISATION</b>	<b>1.413</b>	<b>2.024</b>	<b>1.766</b>
<b>Less</b>	<b>FINANCIAL EXPENSES</b>	0.000	0.000	0.000
	<b>PROFIT / (LOSS) BEFORE TAX, DEPRECIATION AND AMORTISATION</b>	<b>1.413</b>	<b>2.024</b>	<b>1.766</b>
<b>Less/ Add</b>	<b>DEPRECIATION/ AMORTISATION</b>	0.210	0.183	0.179
	<b>PROFIT/ (LOSS) BEFORE TAX</b>	<b>1.203</b>	<b>1.841</b>	<b>1.587</b>
<b>Less</b>	<b>TAX</b>	0.229	0.355	0.450
	<b>PROFIT/ (LOSS) AFTER TAX</b>	<b>0.974</b>	<b>1.486</b>	<b>1.137</b>
	<b>Earnings / (Loss) Per Share (INR)</b>	<b>19.88</b>	<b>30.33</b>	<b>23.20</b>

**DISCLAIMER** : This Report is **PRIVATE & CONFIDENTIAL** and it is prepared at the request of and for its use by the Subscriber only. The Subscriber shall use the contents of the Report merely as an aid to its business. Mira Inform Private Limited ("MIPL") has collated information/data in the Report, which have not been verified unless otherwise specifically mentioned in the Report. The Subscriber shall independently verify the accuracy and correctness of the information/data before in any way acting upon the same. MIPL shall not be liable for any harm, injury, loss or damage caused to the Subscriber due to default by the Subscriber's debtors/beneficiaries in fulfilling their obligations of any nature whatsoever. This Report or any of its portion shall not be used as a documentary evidence or otherwise before any investigative agencies or forum of law. This Report is confidential and proprietary to MIPL. The Subscriber and/or any other person(s) may not reproduce, publish or disclose any of the contents of the Report to others without the express authorization of MIPL. This Report is prepared and issued to the Subscriber without any risk, responsibility or liability on the part of MIPL or its officials.

**CURRENT MATURITIES OF LONG TERM DEBT DETAILS**

Particulars	31.03.2017	31.03.2016	31.03.2015
Current Maturities of Long term debt	NA	NA	NA
Cash generated from operations	2.948	0.377	0.705
Net cash flows from (used in) operating activities	2.948	0.377	0.705

**KEY RATIOS**

**EFFICIENCY RATIOS**

PARTICULARS	31.03.2017	31.03.2016	31.03.2015
Average Collection Days (Sundry Debtors / Income * 365 Days)	61.52	96.05	85.08
Account Receivables Turnover (Income / Sundry Debtors)	5.93	3.80	4.29
Average Payment Days (Sundry Creditors / Purchases * 365 Days)	40.22	32.53	88.23
Inventory Turnover (Operating Income / Inventories)	0.22	0.26	0.20
Asset Turnover (Operating Income / Net Fixed Assets)	0.38	0.57	0.48

**LEVERAGE RATIOS**

PARTICULARS	31.03.2017	31.03.2016	31.03.2015
Debt Ratio ((Borrowing + Current Liabilities) / Total Assets)	0.26	0.26	0.31
Debt Equity Ratio (Total Liability / Networth)	0.00	0.00	0.00
Current Liabilities to Networth (Current Liabilities / Net Worth)	0.35	0.36	0.46
Fixed Assets to Networth (Net Fixed Assets / Networth)	0.17	0.17	0.19
Interest Coverage Ratio	0.00	0.00	0.00

**DISCLAIMER** : This Report is **PRIVATE & CONFIDENTIAL** and it is prepared at the request of and for its use by the Subscriber only. The Subscriber shall use the contents of the Report merely as an aid to its business. Mira Inform Private Limited ("MIPL") has collated information/data in the Report, which have not been verified unless otherwise specifically mentioned in the Report. The Subscriber shall independently verify the accuracy and correctness of the information/data before in any way acting upon the same. MIPL shall not be liable for any harm, injury, loss or damage caused to the Subscriber due to default by the Subscriber's debtors/beneficiaries in fulfilling their obligations of any nature whatsoever. This Report or any of its portion shall not be used as a documentary evidence or otherwise before any investigative agencies or forum of law. This Report is confidential and proprietary to MIPL. The Subscriber and/or any other person(s) may not reproduce, publish or disclose any of the contents of the Report to others without the express authorization of MIPL. This Report is prepared and issued to the Subscriber without any risk, responsibility or liability on the part of MIPL or its officials.

(PBIT / Financial Charges)			
----------------------------	--	--	--

**PROFITABILITY RATIOS**

PARTICULARS		31.03.2017	31.03.2016	31.03.2015
Net Profit Margin ((PAT / Sales) * 100)	%	3.50	6.16	4.05
Return on Total Assets ((PAT / Total Assets) * 100)	%	3.30	5.22	4.01
Return on Investment (ROI) ((PAT / Networth) * 100)	%	4.44	7.09	5.84

**SOLVENCY RATIOS**

PARTICULARS	31.03.2017	31.03.2016	31.03.2015
Current Ratio (Current Assets / Current Liabilities)	3.39	3.33	2.78
Quick Ratio ((Current Assets – Inventories) / Current Liabilities)	2.54	2.28	1.78
G-Score Ratio Financial (Networth / Total Assets)	0.74	0.74	0.69
G-Score Ratio Debt (Debts / Equity Capital)	0.00	0.00	0.00
G-Score Ratio Liquidity (Total Current Assets / Total Current Liabilities)	3.39	3.33	2.78

Total Liability = Short-term Debt + Long-term Debt + Current Maturities of Long-term debts

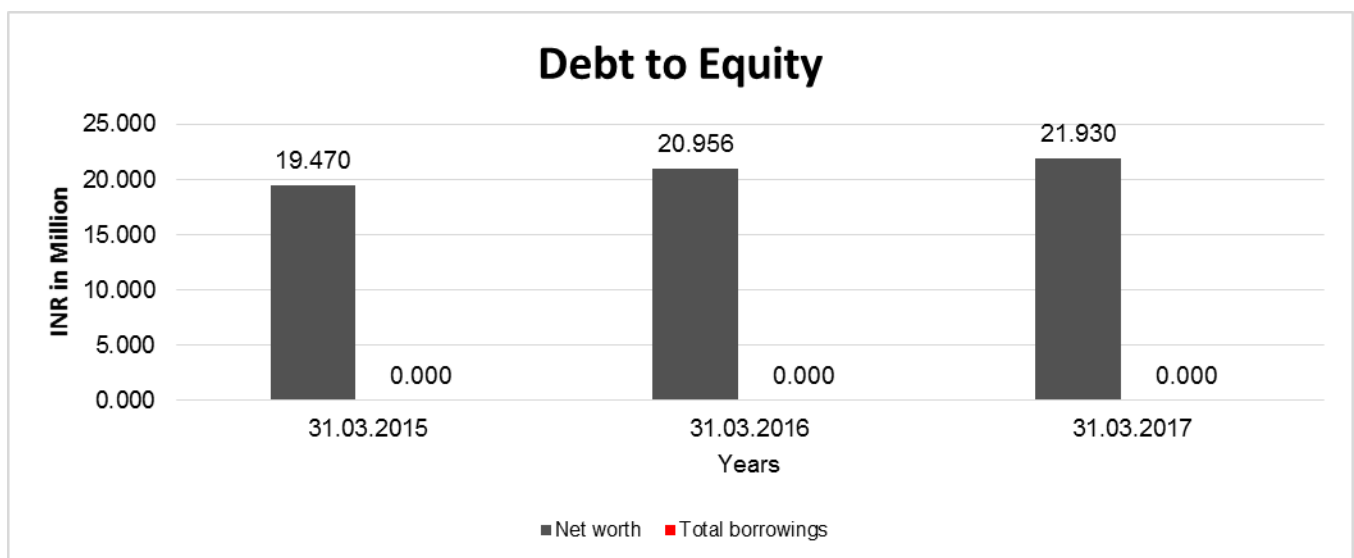
**FINANCIAL ANALYSIS**  
*[all figures are in INR Million]*

**DEBT EQUITY RATIO**

Particular	31.03.2015	31.03.2016	31.03.2017
	INR In Million	INR In Million	INR In Million
Share Capital	4.900	4.900	4.900
Reserves & Surplus	14.570	16.056	17.030

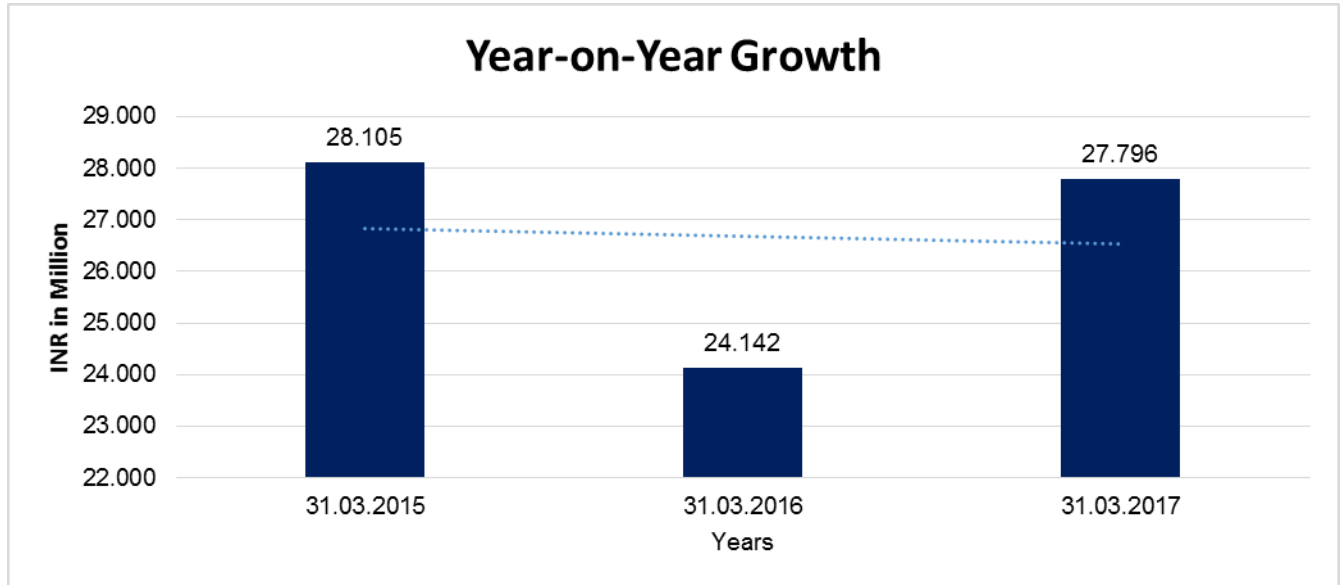
**DISCLAIMER** : This Report is **PRIVATE & CONFIDENTIAL** and it is prepared at the request of and for its use by the Subscriber only. The Subscriber shall use the contents of the Report merely as an aid to its business. Mira Inform Private Limited ("MIPL") has collated information/data in the Report, which have not been verified unless otherwise specifically mentioned in the Report. The Subscriber shall independently verify the accuracy and correctness of the information/data before in any way acting upon the same. MIPL shall not be liable for any harm, injury, loss or damage caused to the Subscriber due to default by the Subscriber's debtors/beneficiaries in fulfilling their obligations of any nature whatsoever. This Report or any of its portion shall not be used as a documentary evidence or otherwise before any investigative agencies or forum of law. This Report is confidential and proprietary to MIPL. The Subscriber and/or any other person(s) may not reproduce, publish or disclose any of the contents of the Report to others without the express authorization of MIPL. This Report is prepared and issued to the Subscriber without any risk, responsibility or liability on the part of MIPL or its officials.

Net worth	19.470	20.956	21.930
long-term borrowings	0.000	0.000	0.000
Short term borrowings	0.000	0.000	0.000
<b>Total borrowings</b>	<b>0.000</b>	<b>0.000</b>	<b>0.000</b>
<b>Debt/Equity ratio</b>	<b>0.000</b>	<b>0.000</b>	<b>0.000</b>



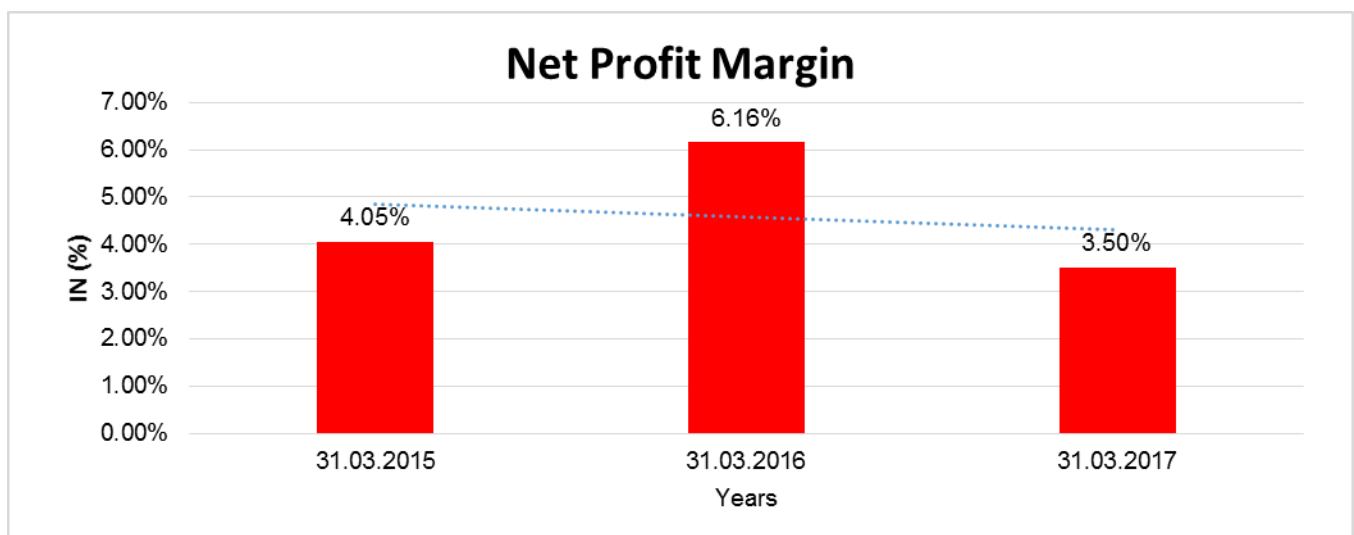
**YEAR-ON-YEAR GROWTH**

Year on Year Growth	31.03.2015	31.03.2016	31.03.2017
	INR In Million	INR In Million	INR In Million
Sales	28.105	24.142	27.796
		<b>(14.101)</b>	<b>15.135</b>



**NET PROFIT MARGIN**

Net Profit Margin	31.03.2015	31.03.2016	31.03.2017
	INR In Million	INR In Million	INR In Million
Sales	28.105	24.142	27.796
Profit	1.137	1.486	0.974
	<b>4.05%</b>	<b>6.16%</b>	<b>3.50%</b>



**DISCLAIMER** : This Report is **PRIVATE & CONFIDENTIAL** and it is prepared at the request of and for its use by the Subscriber only. The Subscriber shall use the contents of the Report merely as an aid to its business. Mira Inform Private Limited ("MIPL") has collated information/data in the Report, which have not been verified unless otherwise specifically mentioned in the Report. The Subscriber shall independently verify the accuracy and correctness of the information/data before in any way acting upon the same. MIPL shall not be liable for any harm, injury, loss or damage caused to the Subscriber due to default by the Subscriber's debtors/beneficiaries in fulfilling their obligations of any nature whatsoever. This Report or any of its portion shall not be used as a documentary evidence or otherwise before any investigative agencies or forum of law. This Report is confidential and proprietary to MIPL. The Subscriber and/or any other person(s) may not reproduce, publish or disclose any of the contents of the Report to others without the express authorization of MIPL. This Report is prepared and issued to the Subscriber without any risk, responsibility or liability on the part of MIPL or its officials.

**LOCAL AGENCY FURTHER INFORMATION**

Sr. No.	Check List by Info Agents	Available in Report (Yes / No)
1]	Year of establishment	Yes
2]	Constitution of the entity Incorporation details	Yes
3]	Locality of the entity	Yes
4]	Premises details	No
5]	Buyer visit details	--
6]	Contact numbers	Yes
7]	Name of the person contacted	No
8]	Designation of contact person	No
9]	Promoter's background	Yes
10]	Date of Birth of Proprietor / Partners / Directors	Yes
11]	Pan Card No. of Proprietor / Partners	No
12]	Voter Id Card No. of Proprietor / Partners	No
13]	Type of business	Yes
14]	Line of Business	Yes
15]	Export/import details (if applicable)	No
16]	No. of employees	No
17]	Details of sister concerns	Yes
18]	Major suppliers	No
19]	Major customers	No
20]	Banking Details	No
21]	Banking facility details	No
22]	Conduct of the banking account	--
23]	Financials, if provided	Yes
24]	Capital in the business	Yes
25]	Last accounts filed at ROC, if applicable	Yes
26]	Turnover of firm for last three years	Yes
27]	Reasons for variation <> 20%	--
28]	Estimation for coming financial year	No
29]	Profitability for last three years	Yes
30]	Major shareholders, if available	Yes
31]	External Agency Rating, if available	No
32]	Litigations that the firm/promoter involved in	--
33]	Market information	--

34]	Payments terms	No
35]	Negative Reporting by Auditors in the Annual Report	No

**STATE OF COMPANY AFFAIRS :**

The company has earned a profit of INR 0.974 million during the year as against profit of INR 1.486 million in 2015-2016. The directors are continuously looking for avenues for future growth of the company.

**INDEX OF CHARGES**

S N o	SRN	Charge Id	Charge Holder Name	Date of Creation	Date of Modificati on	Date of Satisfac tion	Amount	Address
1	A608011 31	101529 93	STATE BANK OF INDIA	28/02/20 09	-	-	8750000.0	11, VELAYUTHAM ROADSIVAKASITN6 26123IN

**FIXED ASSETS**

- Factory Land
- Wind Mill Land
- Factory Building
- Furniture
- Computers
- Boiler
- Wind Operated Generator
- Cycle
- Fabrication Cell
- Plant and Machinery

**CMT REPORT (Corruption, Money Laundering & Terrorism]**

The Public Notice information has been collected from various sources including but not limited to: **The Courts, India Prisons Service, Interpol, etc.**

**1] INFORMATION ON DESIGNATED PARTY**

No records exist designating subject or any of its beneficial owners, controlling shareholders or senior officers as terrorist or terrorist organization or whom notice had been received that all financial transactions involving their assets have been blocked or convicted, found guilty or against whom a judgement or order had been entered in a proceedings for violating money-laundering, anti-corruption or bribery or international economic or anti-terrorism sanction laws or whose assets were seized, blocked, frozen or ordered forfeited for violation of money laundering or international anti-terrorism laws.

**2] Court Declaration :**

No records exist to suggest that subject is or was the subject of any formal or informal allegations, prosecutions or other official proceeding for making any prohibited payments or other improper payments to government officials for engaging in prohibited transactions or with designated parties.

**3] Asset Declaration :**

No records exist to suggest that the property or assets of the subject are derived from criminal conduct or a prohibited transaction.

**4] Record on Financial Crime :**

Charges or conviction registered against subject: **None**

**5] Records on Violation of Anti-Corruption Laws :**

Charges or investigation registered against subject: **None**

**6] Records on Int'l Anti-Money Laundering Laws/Standards :**

Charges or investigation registered against subject: **None**

**7] Criminal Records**

No available information exist that suggest that subject or any of its principals have been formally charged or convicted by a competent governmental authority for any financial crime or under any formal investigation by a competent government authority for any violation of anti-corruption laws or international anti-money laundering laws or standard.

**8] Affiliation with Government :**

No record exists to suggest that any director or indirect owners, controlling shareholders, director, officer or employee of the company is a government official or a family member or close business associate of a Government official.

**9] Compensation Package :**

Our market survey revealed that the amount of compensation sought by the subject is fair and reasonable and comparable to compensation paid to others for similar services.

**10] Press Report :**

No press reports / filings exists on the subject.

**CORPORATE GOVERNANCE**

MIRA INFORM as part of its Due Diligence do provide comments on Corporate Governance to identify management and governance. These factors often have been predictive and in some cases have created vulnerabilities to credit deterioration.

Our Governance Assessment focuses principally on the interactions between a company's management, its Board of Directors, Shareholders and other financial stakeholders.

**CONTRAVENTION**

Subject is not known to have contravened any existing local laws, regulations or policies that prohibit, restrict or otherwise affect the terms and conditions that could be included in the agreement with the subject.

**FOREIGN EXCHANGE RATES**

Currency	Unit	INR
US Dollar	1	INR 68.79
UK Pound	1	INR 89.52
Euro	1	INR 79.67

**INFORMATION DETAILS**

Information Gathered by :	SHN
Analysis Done by :	PRA
Report Prepared by :	JYTK

**SCORE FACTORS**

DEMERIT POINTS		
--BANK CHARGES	YES/NO	NO
--LITIGATION	YES/NO	NO
--OTHER ADVERSE INFORMATION	YES/NO	NO
MERIT POINTS		
--SOLE DISTRIBUTORSHIP	YES/NO	NO
--EXPORT ACTIVITIES	YES/NO	NO
--AFFILIATION	YES/NO	YES
--LISTED	YES/NO	NO
--OTHER MERIT FACTORS	YES/NO	YES

**RATING EXPLANATIONS**

Credit Rating	Explanation	Rating Comments
A++	Minimum Risk	Business dealings permissible with minimum risk of default
A+	Low Risk	Business dealings permissible with low risk of default
A	Acceptable Risk	Business dealings permissible with moderate risk of default
B	Medium Risk	Business dealings permissible on a regular monitoring basis
C	Medium High Risk	Business dealings permissible preferably on secured basis
D	High Risk	Business dealing not recommended or on secured terms only
NB	New Business	No recommendation can be done due to business in infancy stage
NT	No Trace	No recommendation can be done as the business is not traceable

NB is stated where there is insufficient information to facilitate rating. However, it is not to be considered as unfavourable.

This score serves as a reference to assess SC's credit risk and to set the amount of credit to be extended. It is calculated from a composite of weighted scores obtained from each of the major sections of this report. The assessed factors are as follows:

- Financial condition covering various ratios
- Company background and operations size
- Promoters / Management background
- Payment record
- Litigation against the subject
- Industry scenario / competitor analysis
- Supplier / Customer / Banker review (wherever available)

**DISCLAIMER** : This Report is **PRIVATE & CONFIDENTIAL** and it is prepared at the request of and for its use by the Subscriber only. The Subscriber shall use the contents of the Report merely as an aid to its business. Mira Inform Private Limited ("MIPL") has collated information/data in the Report, which have not been verified unless otherwise specifically mentioned in the Report. The Subscriber shall independently verify the accuracy and correctness of the information/data before in any way acting upon the same. MIPL shall not be liable for any harm, injury, loss or damage caused to the Subscriber due to default by the Subscriber's debtors/beneficiaries in fulfilling their obligations of any nature whatsoever. This Report or any of its portion shall not be used as a documentary evidence or otherwise before any investigative agencies or forum of law. This Report is confidential and proprietary to MIPL. The Subscriber and/or any other person(s) may not reproduce, publish or disclose any of the contents of the Report to others without the express authorization of MIPL. This Report is prepared and issued to the Subscriber without any risk, responsibility or liability on the part of MIPL or its officials.