

MIRA INFORM REPORT

Report No. :	524362
Report Date :	08.08.2018

IDENTIFICATION DETAILS

Name :	INDU CORPORATION PRIVATE LIMITED (PART-IX)
Registered Office :	Nishuvi, 4 th Floor, 75, Dr. Annie Besant Road, Worli, Mumbai – 400018, Maharashtra
Tel. No.:	91-22-43005100
Country :	India
Financials (as on) :	31.03.2017
Date of Incorporation :	03.04.2006
CIN No.: [Company Identification No.]	U27104MH2006PTC160932
Capital Investment / Paid-up Capital :	INR 49.000 Million
GSTN : [Goods & Service Tax Registration No.]	27AABC14951L1ZA
PAN No.: [Permanent Account No.]	AABC14951L
Legal Form :	Private Limited Liability Company
Line of Business :	Subject is mainly engaged in the business of Trading in Iron and Steel, Zinc and Aluminium. (Registered Activity and also Confirmed by management)
No. of Employees :	50 (Approximately)

RATING & COMMENTS

(Mira Inform has adopted New Rating mechanism w.e.f. 23rd January 2017)

MIRA's Rating :	A
------------------------	----------

Credit Rating	Explanation	Rating Comments
A	Acceptable Risk	Business dealings permissible with moderate risk of default

DISCLAIMER : This Report is **PRIVATE & CONFIDENTIAL** and it is prepared at the request of and for its use by the Subscriber only. The Subscriber shall use the contents of the Report merely as an aid to its business. Mira Inform Private Limited ("MIPL") has collated information/data in the Report, which have not been verified unless otherwise specifically mentioned in the Report. The Subscriber shall independently verify the accuracy and correctness of the information/data before in any way acting upon the same. MIPL shall not be liable for any harm, injury, loss or damage caused to the Subscriber due to default by the Subscriber's debtors/beneficiaries in fulfilling their obligations of any nature whatsoever. This Report or any of its portion shall not be used as a documentary evidence or otherwise before any investigative agencies or forum of law. This Report is confidential and proprietary to MIPL. The Subscriber and/or any other person(s) may not reproduce, publish or disclose any of the contents of the Report to others without the express authorization of MIPL. This Report is prepared and issued to the Subscriber without any risk, responsibility or liability on the part of MIPL or its officials.

Status :	Good
Payment Behaviour :	Usually correct
Litigation :	Clear
Comments :	<p>Subject was incorporated in the year 2006 and it is having good track records.</p> <p>For the financial year 2017, the company has increased its revenue from operations as compared to previous year but maintained minimal profitability margin of 0.28%.</p> <p>Rating takes into consideration sound financial profile of the company marked by healthy networth base and average debt balance sheet.</p> <p>Further, rating also derives strength from its extensive experience of promoters along with long standing track records of business operations and improvement in the revenue profile.</p> <p>However, rating strength is partially offset by exposure to risks related to intense competition and cyclicity in the metals industry.</p> <p>Trade relations are reported as fair. Business is active. Payments are seems to be usually correct.</p> <p>In view of aforesaid, the company can be considered for business dealings at usual trade terms and conditions.</p>

NOTES :

Any query related to this report can be made on e-mail : infodept@mirainform.com while quoting report number, name and date.

ECGC Country Risk Classification List

Country Name	Previous Rating (31.12.2017)	Current Rating (01.04.2018)
India	A1	A1

Risk Category	ECGC Classification
Insignificant	A1
Low Risk	A2
Moderately Low Risk	B1
Moderate Risk	B2
Moderately High Risk	C1

DISCLAIMER : This Report is **PRIVATE & CONFIDENTIAL** and it is prepared at the request of and for its use by the Subscriber only. The Subscriber shall use the contents of the Report merely as an aid to its business. Mira Inform Private Limited ("MIPL") has collated information/data in the Report, which have not been verified unless otherwise specifically mentioned in the Report. The Subscriber shall independently verify the accuracy and correctness of the information/data before in any way acting upon the same. MIPL shall not be liable for any harm, injury, loss or damage caused to the Subscriber due to default by the Subscriber's debtors/beneficiaries in fulfilling their obligations of any nature whatsoever. This Report or any of its portion shall not be used as a documentary evidence or otherwise before any investigative agencies or forum of law. This Report is confidential and proprietary to MIPL. The Subscriber and/or any other person(s) may not reproduce, publish or disclose any of the contents of the Report to others without the express authorization of MIPL. This Report is prepared and issued to the Subscriber without any risk, responsibility or liability on the part of MIPL or its officials.

INDU CORPORATION PRIVATE LIMITED (PART-IX) - 524362

PAGE NO. : 3

High Risk	C2
Very High Risk	D

EXTERNAL AGENCY RATING

Rating Agency Name	CRISIL
Rating	Long term rating : BBB
Rating Explanation	Moderate degree of safety and moderate credit risk.
Date	26.03.2018

Rating Agency Name	CRISIL
Rating	Short term rating : A3+
Rating Explanation	Moderate degree of safety and higher credit risk
Date	26.03.2018

RBI DEFAULTERS' LIST STATUS

Subject's name is not enlisted as a defaulter in the publicly available RBI Defaulters' list.

EPF (Employee Provident Fund) DEFAULTERS' LIST STATUS

Subject's name is not enlisted as a defaulter in the publicly available EPF (Employee Provident Fund) Defaulters' list as of 31-03-2018.

BIFR (Board for Industrial & Financial Reconstruction) LISTING STATUS

Subject's name is not listed as a Sick Unit in the publicly available BIFR (Board for Industrial & Financial Reconstruction) list as of 08.08.2018

IBBI (Insolvency and Bankruptcy Board of India) LISTING STATUS

Subject's name is not listed in the publicly available IBBI (Insolvency and Bankruptcy Board of India) list as of report date.

INFORMATION PARTED BY (PARTIAL DETAILS)

Name :	Mr. Nimish Indubhai Kapashi
Designation :	Director
Contact No.:	91-9821036710
Date :	08.08.2018

LOCATIONS

DISCLAIMER : This Report is **PRIVATE & CONFIDENTIAL** and it is prepared at the request of and for its use by the Subscriber only. The Subscriber shall use the contents of the Report merely as an aid to its business. Mira Inform Private Limited ("MIPL") has collated information/data in the Report, which have not been verified unless otherwise specifically mentioned in the Report. The Subscriber shall independently verify the accuracy and correctness of the information/data before in any way acting upon the same. MIPL shall not be liable for any harm, injury, loss or damage caused to the Subscriber due to default by the Subscriber's debtors/beneficiaries in fulfilling their obligations of any nature whatsoever. This Report or any of its portion shall not be used as a documentary evidence or otherwise before any investigative agencies or forum of law. This Report is confidential and proprietary to MIPL. The Subscriber and/or any other person(s) may not reproduce, publish or disclose any of the contents of the Report to others without the express authorization of MIPL. This Report is prepared and issued to the Subscriber without any risk, responsibility or liability on the part of MIPL or its officials.

Registered Office :	Nishuvi, 4 th Floor, 75, Dr. Annie Besant Road, Worli, Mumbai – 400018, Maharashtra, India
Tel. No.:	91-22-43005100
Mobile No.:	91-9821633377 (Mr. Paresh Sevantilal Kapashi) 91-9821036710 (Mr. Nimish Indubhai Kapashi)
Fax No.:	91-22-43005105
E-Mail :	info@inducorp.co.in admin@inducorp.co.in pareshkrishna2003@gmail.com
Website :	www.inducorporation.com
Area :	2500 Sq. Ft.
Location :	Owned
Warehouse :	Plot No.A-1, M.I.D.C. Taloja Industrial Area, Taloja, District Raigad – 410208, Maharashtra, India
Tel. No.:	91-22-27412387 / 27411097
Fax No.:	91-22-27411097

DIRECTORS

As on 31.03.2018

Name :	Mr. Sevantilal Shantilal Kapashi
Designation :	Director
Address :	703, Pleasant Palace, 16, N.D. Road, Mumbai – 400006, Maharashtra, India
Date of Birth/Age :	12.03.1935
Date of Appointment :	03.04.2006
PAN No.:	AADPK3641A
DIN No.:	00008435

CIN/FCRN	Company Name	Begin Date	End Date
U67120MH1985PTC036721	NISHUVI TRADING PRIVATE LIMITED	03/07/1985	-
L51900MH1985PLC037452	KAPASHI COMMERCIAL LIMITED	01/02/2010	-
U50400MH1989PLC054707	RUNISHA COMMERCIAL LIMITED	27/08/2001	-
U27107MH1995PTC090193	TALOJA STEEL PRIVATE LIMITED	04/07/1995	-
U01400MH2007PTC174648	N P K ENTERPRISE PRIVATE LIMITED	30/09/2013	-

DISCLAIMER : This Report is **PRIVATE & CONFIDENTIAL** and it is prepared at the request of and for its use by the Subscriber only. The Subscriber shall use the contents of the Report merely as an aid to its business. Mira Inform Private Limited ("MIPL") has collated information/data in the Report, which have not been verified unless otherwise specifically mentioned in the Report. The Subscriber shall independently verify the accuracy and correctness of the information/data before in any way acting upon the same. MIPL shall not be liable for any harm, injury, loss or damage caused to the Subscriber due to default by the Subscriber's debtors/beneficiaries in fulfilling their obligations of any nature whatsoever. This Report or any of its portion shall not be used as a documentary evidence or otherwise before any investigative agencies or forum of law. This Report is confidential and proprietary to MIPL. The Subscriber and/or any other person(s) may not reproduce, publish or disclose any of the contents of the Report to others without the express authorization of MIPL. This Report is prepared and issued to the Subscriber without any risk, responsibility or liability on the part of MIPL or its officials.

INDU CORPORATION PRIVATE LIMITED (PART-IX) - 524362

PAGE NO. : 5

LLPIN/FLLPIN	LLP Name	Begin Date	End Date
AAC-9320	NISHUVI TRADING LLP	18/11/2014	12/12/2017
Name : Mr. Indukumar Shantilal Kapashi			
Designation : Director			
Address : 503, Pleasant Palace, 16, N.D. Road, Mumbai – 400006, Maharashtra, India			
Date of Birth/Age : 03.01.1936			
Date of Appointment : 03.04.2006			
PAN No.: AADPK3605N			
DIN No.: 00008413			
Other Directorship:			
CIN/FCRN	Company Name	Begin Date	End Date
U67120MH1985PTC036721	NISHUVI TRADING PRIVATE LIMITED	10/02/1988	-
L51900MH1985PLC037452	KAPASHI COMMERCIAL LIMITED	01/11/2007	-
U70102MH1989PLC053258	NASHIMA DEVELOPERS LIMITED	19/07/1995	-
U27107MH1995PTC090193	TALOJA STEEL PRIVATE LIMITED	04/07/1995	-
U01400MH2007PTC174648	N P K ENTERPRISE PRIVATE LIMITED	30/09/2013	-
LLPIN/FLLPIN	LLP Name	Begin Date	End Date
AAC-9320	NISHUVI TRADING LLP	18/11/2014	12/12/2017
Name : Mr. Paresh Sevantilal Kapashi			
Designation : Director			
Address : 703, Pleasant Palace, 16, N.D. Road, Mumbai – 400006, Maharashtra, India			
Date of Birth/Age : 10.02.1966			
Qualification : B.E., MBA			
Date of Appointment : 03.04.2006			
PAN No.: AADPK4862B			
DIN No.: 00008486			
Other Directorship:			
CIN/FCRN	Company Name	Begin Date	End Date
U67120MH1985PTC036721	NISHUVI TRADING PRIVATE LIMITED	12/01/1994	-
L51900MH1985PLC037452	KAPASHI COMMERCIAL LIMITED	11/06/1993	-

U50400MH1989PLC054707	RUNISHA COMMERCIAL LIMITED	20/12/1989	-
U27107MH1995PTC090193	TALOJA STEEL PRIVATE LIMITED	04/07/1995	-
U36990MH2016PTC281257	VAARSE BEAUTY PRIVATE LIMITED	15/12/2017	-
LLPIN/FLLPIN	LLP Name	Begin Date	End Date
AAC-9320	NISHUVI TRADING LLP	18/11/2014	-
AAH-1462	DIVINE COSMETICS LLP	12/08/2016	-

Name :	Mr. Nimish Indubhai Kapashi
Designation :	Director
Address :	Pleasant Palace, Flat No.503, 5 th Floor, Narayan Dabholkar Road, Mumbai – 400006, Maharashtra, India
Date of Birth/Age :	18.06.1970
Qualification :	B. Com
Date of Appointment :	03.04.2006
PAN No.:	AADPK3624K
DIN No.:	00073665

Other Directorship:

CIN/FCRN	Company Name	Begin Date	End Date
U67120MH1985PTC036721	NISHUVI TRADING PRIVATE LIMITED	12/01/1994	-
L51900MH1985PLC037452	KAPASHI COMMERCIAL LIMITED	11/06/1993	-
U70102MH1989PLC053258	NASHIMA DEVELOPERS LIMITED	30/08/1989	-
U27107MH1995PTC090193	TALOJA STEEL PRIVATE LIMITED	04/07/1995	-
U36990MH2016PTC281257	VAARSE BEAUTY PRIVATE LIMITED	15/12/2017	-
LLPIN/FLLPIN	LLP Name	Begin Date	End Date
AAC-9320	NISHUVI TRADING LLP	18/11/2014	-
AAH-1462	DIVINE COSMETICS LLP	12/08/2016	-

KEY EXECUTIVES

Name :	Mr. Jitendra
---------------	--------------

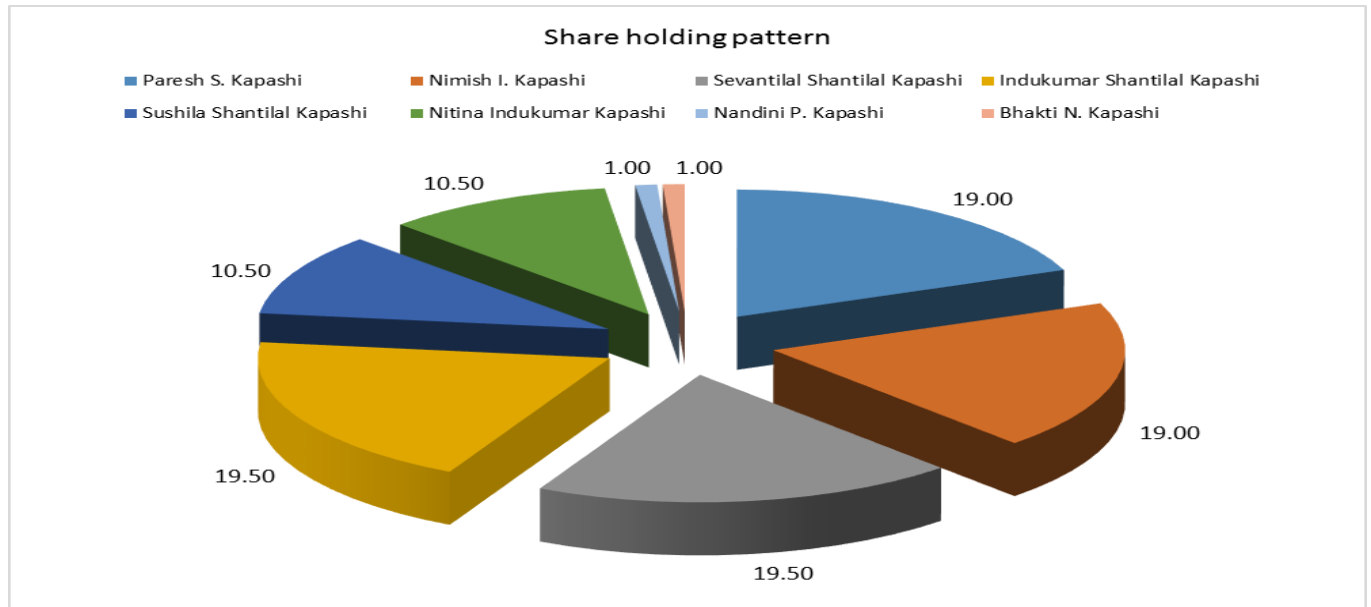
DISCLAIMER : This Report is **PRIVATE & CONFIDENTIAL** and it is prepared at the request of and for its use by the Subscriber only. The Subscriber shall use the contents of the Report merely as an aid to its business. Mira Inform Private Limited ("MIPL") has collated information/data in the Report, which have not been verified unless otherwise specifically mentioned in the Report. The Subscriber shall independently verify the accuracy and correctness of the information/data before in any way acting upon the same. MIPL shall not be liable for any harm, injury, loss or damage caused to the Subscriber due to default by the Subscriber's debtors/beneficiaries in fulfilling their obligations of any nature whatsoever. This Report or any of its portion shall not be used as a documentary evidence or otherwise before any investigative agencies or forum of law. This Report is confidential and proprietary to MIPL. The Subscriber and/or any other person(s) may not reproduce, publish or disclose any of the contents of the Report to others without the express authorization of MIPL. This Report is prepared and issued to the Subscriber without any risk, responsibility or liability on the part of MIPL or its officials.

Designation :	Manager
----------------------	---------

MAJOR SHAREHOLDERS / SHAREHOLDING PATTERN

As on 31.03.2017

Names of Shareholders	No. of Shares	%age holding
Paresh S. Kapashi	931000	19.00
Nimish I. Kapashi	931000	19.00
Sevantilal Shantilal Kapashi	955500	19.50
Indukumar Shantilal Kapashi	955500	19.50
Sushila Shantilal Kapashi	514500	10.50
Nitina Indukumar Kapashi	514500	10.50
Nandini P. Kapashi	49000	1.00
Bhakti N. Kapashi	49000	1.00
Total	4900000	100.00



Equity Share Break up (Percentage of Total Equity)

As on 29.09.2017

Category	Percentage
Promoters (Individual/Hindu Undivided Family-Indian)	100.00
Total	100.00

DISCLAIMER : This Report is **PRIVATE & CONFIDENTIAL** and it is prepared at the request of and for its use by the Subscriber only. The Subscriber shall use the contents of the Report merely as an aid to its business. Mira Inform Private Limited ("MIPL") has collated information/data in the Report, which have not been verified unless otherwise specifically mentioned in the Report. The Subscriber shall independently verify the accuracy and correctness of the information/data before in any way acting upon the same. MIPL shall not be liable for any harm, injury, loss or damage caused to the Subscriber due to default by the Subscriber's debtors/beneficiaries in fulfilling their obligations of any nature whatsoever. This Report or any of its portion shall not be used as a documentary evidence or otherwise before any investigative agencies or forum of law. This Report is confidential and proprietary to MIPL. The Subscriber and/or any other person(s) may not reproduce, publish or disclose any of the contents of the Report to others without the express authorization of MIPL. This Report is prepared and issued to the Subscriber without any risk, responsibility or liability on the part of MIPL or its officials.

BUSINESS DETAILS

Line of Business :	Subject is mainly engaged in the business of Trading in Iron and Steel, Zinc and Aluminium. (Registered Activity and also Confirmed by management)	
Products :	Item Code No.	Products Description
	73251000	Ferrous and Non Ferrous Metals
Brand Names :	Not Available	
Agencies Held :	Not Available	
Exports :	Not Available	
Imports :		
Products :	Finished Goods	
Countries :	<ul style="list-style-type: none"> • Japan • South Africa • Dubai • Korea • Australia 	
Terms :		
Selling :	L/C and Others (RTGS/ NEFT)	
Purchasing :	L/C and Others (RTGS/ NEFT)	

PRODUCTION STATUS: NOT AVAILABLE

GENERAL INFORMATION

Suppliers :	Reference :	Not Divulged
	Name of the Person :	--
	Contact No.:	--
	Since How Long Known :	--
	Maximum Limit Dealt :	--
	Experience :	--
	Remark:	--
Customers (As per indirect sources) :	<ul style="list-style-type: none"> • Larsen & Toubro • Bombay Metro • Bombay Port Trust Road • Simplex Infrastructure • Shree Ram Infrastructure • 6 Skywalks 	

DISCLAIMER : This Report is **PRIVATE & CONFIDENTIAL** and it is prepared at the request of and for its use by the Subscriber only. The Subscriber shall use the contents of the Report merely as an aid to its business. Mira Inform Private Limited ("MIPL") has collated information/data in the Report, which have not been verified unless otherwise specifically mentioned in the Report. The Subscriber shall independently verify the accuracy and correctness of the information/data before in any way acting upon the same. MIPL shall not be liable for any harm, injury, loss or damage caused to the Subscriber due to default by the Subscriber's debtors/beneficiaries in fulfilling their obligations of any nature whatsoever. This Report or any of its portion shall not be used as a documentary evidence or otherwise before any investigative agencies or forum of law. This Report is confidential and proprietary to MIPL. The Subscriber and/or any other person(s) may not reproduce, publish or disclose any of the contents of the Report to others without the express authorization of MIPL. This Report is prepared and issued to the Subscriber without any risk, responsibility or liability on the part of MIPL or its officials.

INDU CORPORATION PRIVATE LIMITED (PART-IX) - 524362

PAGE NO. : 9

	<ul style="list-style-type: none"> Western Corridor Project Indiabulls Construction Lodha Group Shreepati Builders Runwal Group 		
No. of Employees :	50 (Approximately)		
Bankers :	Bank Name	Not Divulged	
	Branch	--	
	Person Name (With Designation)	--	
	Contact Number	--	
	Name of Account Holder	--	
	Account Number	--	
	Account Since (Date/Year of Account Opening)	--	
	Average Balance Maintained (If Possible)	--	
	Credit Facilities Enjoyed (If any)	--	
	Account Operation	--	
Remarks (If any)	--		
Facilities :	Secured Loan	31.03.2017	31.03.2016
		(INR in Million)	(INR in Million)
	Long-term Borrowings		
	Working capital loans from banks	947.825	388.242
	Total	947.825	388.242

Auditors :	
Name :	Vinod K Mehta and Company Chartered Accountants
Address :	B-5, 2nd Floor, Satyam Shopping Centre, M. G. Road, Ghatkopar (East), Mumbai – 400077, Maharashtra, India
Income-tax PAN of auditor or auditor's firm :	AADFV6947N
Memberships :	--
Collaborators :	--
Enterprises which are owned, or have Significant influence of or are partners with Key management personnel and their relatives :	<ul style="list-style-type: none"> Sevantilal. S. Kapashi (HUF) Indubhai. S. Kapashi (HUF) Nishuvi Corporation Kapashi Commercial Limited Nishuvi Trading and Investment Private Limited N P K Enterprise Private Limited

CAPITAL STRUCTURE

As on 29.09.2017

Authorised Capital :

No. of Shares	Type	Value	Amount
5000000	Equity Shares	INR 10/- each	INR 50.000 Million

Issued, Subscribed & Paid-up Capital :

No. of Shares	Type	Value	Amount
4900000	Equity Shares	INR 10/- each	INR 49.000 Million

FINANCIAL DATA
[all figures are in INR Million]

ABRIDGED BALANCE SHEET

SOURCES OF FUNDS	31.03.2017	31.03.2016	31.03.2015
I. EQUITY AND LIABILITIES			
(1) Shareholders' Funds			
(a) Share Capital	49.000	49.000	49.000
(b) Reserves & Surplus	644.171	599.920	551.986
(c) Money received against share warrants	0.000	0.000	0.000
(2) Share Application money pending allotment	0.000	0.000	0.000
Total Shareholders' Funds (1) + (2)	693.171	648.920	600.986
(3) Non-Current Liabilities			
(a) long-term borrowings	0.000	0.000	0.000
(b) Deferred tax liabilities (Net)	0.000	0.000	0.000
(c) Other long term liabilities	209.090	349.970	351.547
(d) long-term provisions	10.857	9.410	6.949
Total Non-current Liabilities (3)	219.947	359.380	358.496
(4) Current Liabilities			
(a) Short term borrowings	950.103	393.406	347.698
(b) Trade payables	527.520	644.151	799.280
(c) Other current liabilities	1.155	6.249	1.352
(d) Short-term provisions	0.000	0.000	0.000
Total Current Liabilities (4)	1478.778	1043.806	1148.330
TOTAL	2391.896	2052.106	2107.812
II. ASSETS			
(1) Non-current assets			
(a) Fixed Assets			
(i) Tangible assets	272.303	270.181	276.583
(ii) Intangible Assets	0.000	0.000	0.000
(iii) Capital work-in-progress	0.000	0.000	0.000
(iv) Intangible assets under development	0.000	0.000	0.000
(b) Non-current Investments	27.932	20.423	15.382
(c) Deferred tax assets (net)	2.001	1.440	0.625
(d) Long-term Loan and Advances	2.317	2.302	2.302
(e) Other Non-current assets	0.000	0.000	0.000
Total Non-Current Assets	304.553	294.346	294.892
(2) Current assets			

DISCLAIMER : This Report is **PRIVATE & CONFIDENTIAL** and it is prepared at the request of and for its use by the Subscriber only. The Subscriber shall use the contents of the Report merely as an aid to its business. Mira Inform Private Limited ("MIPL") has collated information/data in the Report, which have not been verified unless otherwise specifically mentioned in the Report. The Subscriber shall independently verify the accuracy and correctness of the information/data before in any way acting upon the same. MIPL shall not be liable for any harm, injury, loss or damage caused to the Subscriber due to default by the Subscriber's debtors/beneficiaries in fulfilling their obligations of any nature whatsoever. This Report or any of its portion shall not be used as a documentary evidence or otherwise before any investigative agencies or forum of law. This Report is confidential and proprietary to MIPL. The Subscriber and/or any other person(s) may not reproduce, publish or disclose any of the contents of the Report to others without the express authorization of MIPL. This Report is prepared and issued to the Subscriber without any risk, responsibility or liability on the part of MIPL or its officials.

INDU CORPORATION PRIVATE LIMITED (PART-IX) - 524362

PAGE NO. : 12

(a) Current investments	0.000	0.000	0.000
(b) Inventories	180.475	186.994	178.771
(c) Trade receivables	1701.083	1331.068	1455.813
(d) Cash and cash equivalents	51.370	52.878	72.296
(e) Short-term loans and advances	152.403	184.842	99.978
(f) Other current assets	2.012	1.978	6.062
Total Current Assets	2087.343	1757.760	1812.920
TOTAL	2391.896	2052.106	2107.812

PROFIT & LOSS ACCOUNT

	PARTICULARS	31.03.2017	31.03.2016	31.03.2015
	SALES			
	Income	15807.389	14141.663	10349.398
	Other Income	9.959	8.732	11.879
	TOTAL	15817.348	14150.395	10361.277
Less	EXPENSES			
	Purchases of Stock-in-Trade	15505.258	13779.889	9944.779
	Changes in inventories of finished goods, work-in-progress and Stock-in-Trade	6.519	(8.223)	62.124
	Employees benefits expense	36.541	39.507	36.480
	Other expenses	130.010	161.468	150.095
	CSR Expenditure	1.200	0.900	0.824
	TOTAL	15679.528	13973.541	10194.302
	PROFIT/ (LOSS) BEFORE INTEREST, TAX, DEPRECIATION AND AMORTISATION	137.820	176.854	166.975
Less	FINANCIAL EXPENSES	61.318	89.707	84.762
	PROFIT / (LOSS) BEFORE TAX, DEPRECIATION AND AMORTISATION	76.502	87.147	82.213
Less/ Add	DEPRECIATION/ AMORTISATION	11.213	12.027	12.655
	PROFIT/ (LOSS) BEFORE TAX	65.289	75.120	69.558
Less	TAX	21.039	27.185	21.849
	PROFIT/ (LOSS) AFTER TAX	44.250	47.935	47.709
Add	PREVIOUS YEARS' BALANCE BROUGHT FORWARD	362.484	314.549	267.426

DISCLAIMER : This Report is **PRIVATE & CONFIDENTIAL** and it is prepared at the request of and for its use by the Subscriber only. The Subscriber shall use the contents of the Report merely as an aid to its business. Mira Inform Private Limited ("MIPL") has collated information/data in the Report, which have not been verified unless otherwise specifically mentioned in the Report. The Subscriber shall independently verify the accuracy and correctness of the information/data before in any way acting upon the same. MIPL shall not be liable for any harm, injury, loss or damage caused to the Subscriber due to default by the Subscriber's debtors/beneficiaries in fulfilling their obligations of any nature whatsoever. This Report or any of its portion shall not be used as a documentary evidence or otherwise before any investigative agencies or forum of law. This Report is confidential and proprietary to MIPL. The Subscriber and/or any other person(s) may not reproduce, publish or disclose any of the contents of the Report to others without the express authorization of MIPL. This Report is prepared and issued to the Subscriber without any risk, responsibility or liability on the part of MIPL or its officials.

INDU CORPORATION PRIVATE LIMITED (PART-IX) - 524362

PAGE NO. : 13

Less	Charge pursuant to the adoption of revised Schedule	0.000	0.000	0.586
	Balance Carried to the B/S	406.734	362.484	314.549
	IMPORTS			
	Trading Goods	838.679	1202.170	816.567
	TOTAL IMPORTS	838.679	1202.170	816.567
	Earnings / (Loss) Per Share (INR)	9.00	9.80	9.70

CURRENT MATURITIES OF LONG TERM DEBT DETAILS

Particulars	31.03.2017	31.03.2016	31.03.2015
Current Maturities of Long term debt	NA	NA	NA
Cash generated from operations	NA	NA	NA
Net cash flows from (used in) operation	127.791	77.601	(3.726)

KEY RATIOS

EFFICIENCY RATIOS

PARTICULARS	31.03.2017	31.03.2016	31.03.2015
Average Collection Days (Sundry Debtors / Income * 365 Days)	39.28	34.36	51.34
Account Receivables Turnover (Income / Sundry Debtors)	9.29	10.62	7.11
Average Payment Days (Sundry Creditors / Purchases * 365 Days)	12.42	17.06	29.34
Inventory Turnover (Operating Income / Inventories)	0.76	0.95	0.93
Asset Turnover (Operating Income / Net Fixed Assets)	0.51	0.65	0.60

LEVERAGE RATIOS

PARTICULARS	31.03.2017	31.03.2016	31.03.2015
Debt Ratio	0.62	0.51	0.54

DISCLAIMER : This Report is **PRIVATE & CONFIDENTIAL** and it is prepared at the request of and for its use by the Subscriber only. The Subscriber shall use the contents of the Report merely as an aid to its business. Mira Inform Private Limited ("MIPL") has collated information/data in the Report, which have not been verified unless otherwise specifically mentioned in the Report. The Subscriber shall independently verify the accuracy and correctness of the information/data before in any way acting upon the same. MIPL shall not be liable for any harm, injury, loss or damage caused to the Subscriber due to default by the Subscriber's debtors/beneficiaries in fulfilling their obligations of any nature whatsoever. This Report or any of its portion shall not be used as a documentary evidence or otherwise before any investigative agencies or forum of law. This Report is confidential and proprietary to MIPL. The Subscriber and/or any other person(s) may not reproduce, publish or disclose any of the contents of the Report to others without the express authorization of MIPL. This Report is prepared and issued to the Subscriber without any risk, responsibility or liability on the part of MIPL or its officials.

INDU CORPORATION PRIVATE LIMITED (PART-IX) - 524362

PAGE NO. : 14

((Borrowing + Current Liabilities) / Total Assets)			
Debt Equity Ratio (Total Liability / Networth)	1.37	0.61	0.58
Current Liabilities to Networth (Current Liabilities / Net Worth)	2.13	1.61	1.91
Fixed Assets to Networth (Net Fixed Assets / Networth)	0.39	0.42	0.46
Interest Coverage Ratio (PBIT / Financial Charges)	2.25	1.97	1.97

PROFITABILITY RATIOS

PARTICULARS		31.03.2017	31.03.2016	31.03.2015
Net Profit Margin ((PAT / Sales) * 100)	%	0.28	0.34	0.46
Return on Total Assets ((PAT / Total Assets) * 100)	%	1.85	2.34	2.26
Return on Investment (ROI) ((PAT / Networth) * 100)	%	6.38	7.39	7.94

SOLVENCY RATIOS

PARTICULARS	31.03.2017	31.03.2016	31.03.2015
Current Ratio (Current Assets / Current Liabilities)	1.41	1.68	1.58
Quick Ratio ((Current Assets – Inventories) / Current Liabilities)	1.29	1.50	1.42
G-Score Ratio Financial (Networth / Total Assets)	0.29	0.32	0.29
G-Score Ratio Debt (Debts / Equity Capital)	19.39	8.03	7.10
G-Score Ratio Liquidity (Total Current Assets / Total Current Liabilities)	1.41	1.68	1.58

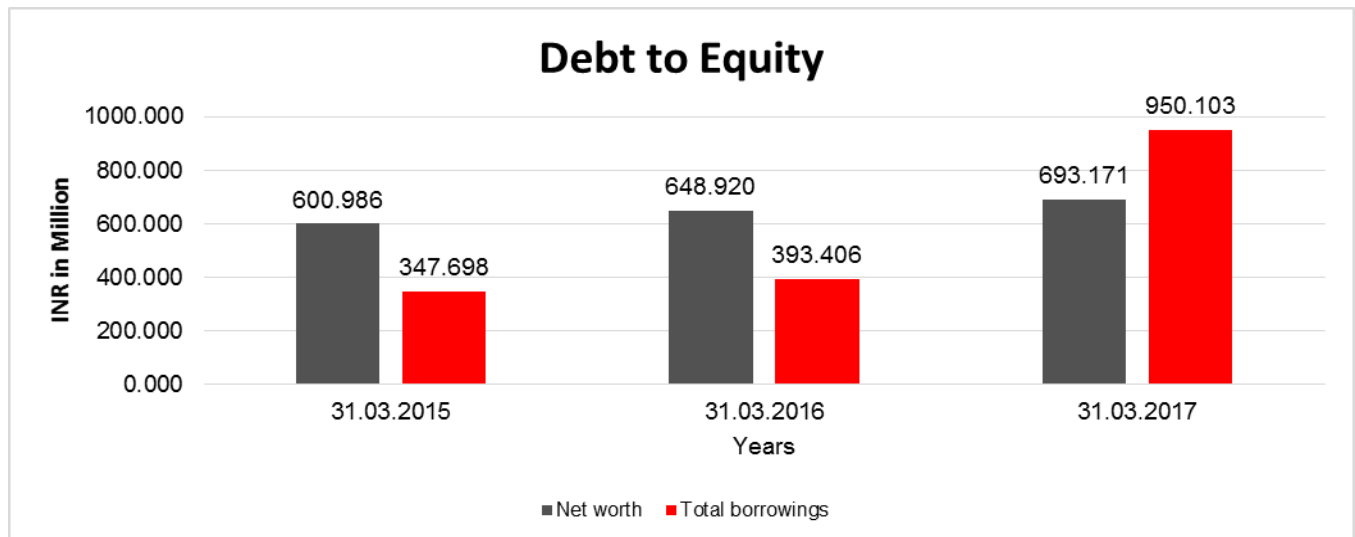
Total Liability = Short-term Debt + Long-term Debt + Current Maturities of Long-term debts

DISCLAIMER : This Report is **PRIVATE & CONFIDENTIAL** and it is prepared at the request of and for its use by the Subscriber only. The Subscriber shall use the contents of the Report merely as an aid to its business. Mira Inform Private Limited ("MIPL") has collated information/data in the Report, which have not been verified unless otherwise specifically mentioned in the Report. The Subscriber shall independently verify the accuracy and correctness of the information/data before in any way acting upon the same. MIPL shall not be liable for any harm, injury, loss or damage caused to the Subscriber due to default by the Subscriber's debtors/beneficiaries in fulfilling their obligations of any nature whatsoever. This Report or any of its portion shall not be used as a documentary evidence or otherwise before any investigative agencies or forum of law. This Report is confidential and proprietary to MIPL. The Subscriber and/or any other person(s) may not reproduce, publish or disclose any of the contents of the Report to others without the express authorization of MIPL. This Report is prepared and issued to the Subscriber without any risk, responsibility or liability on the part of MIPL or its officials.

FINANCIAL ANALYSIS
[all figures are in INR Million]

DEBT EQUITY RATIO

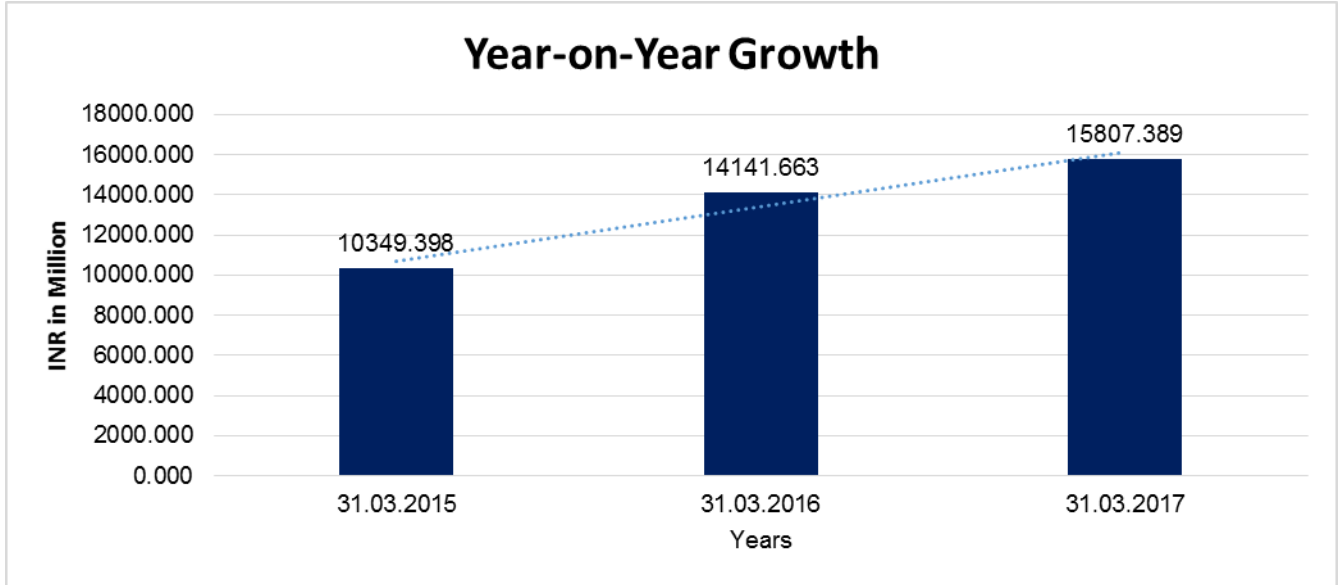
Particular	31.03.2015	31.03.2016	31.03.2017
	INR In Million	INR In Million	INR In Million
Share Capital	49.000	49.000	49.000
Reserves & Surplus	551.986	599.920	644.171
Net worth	600.986	648.920	693.171
long-term borrowings	0.000	0.000	0.000
Short term borrowings	347.698	393.406	950.103
Total borrowings	347.698	393.406	950.103
Debt/Equity ratio	0.579	0.606	1.371



YEAR-ON-YEAR GROWTH

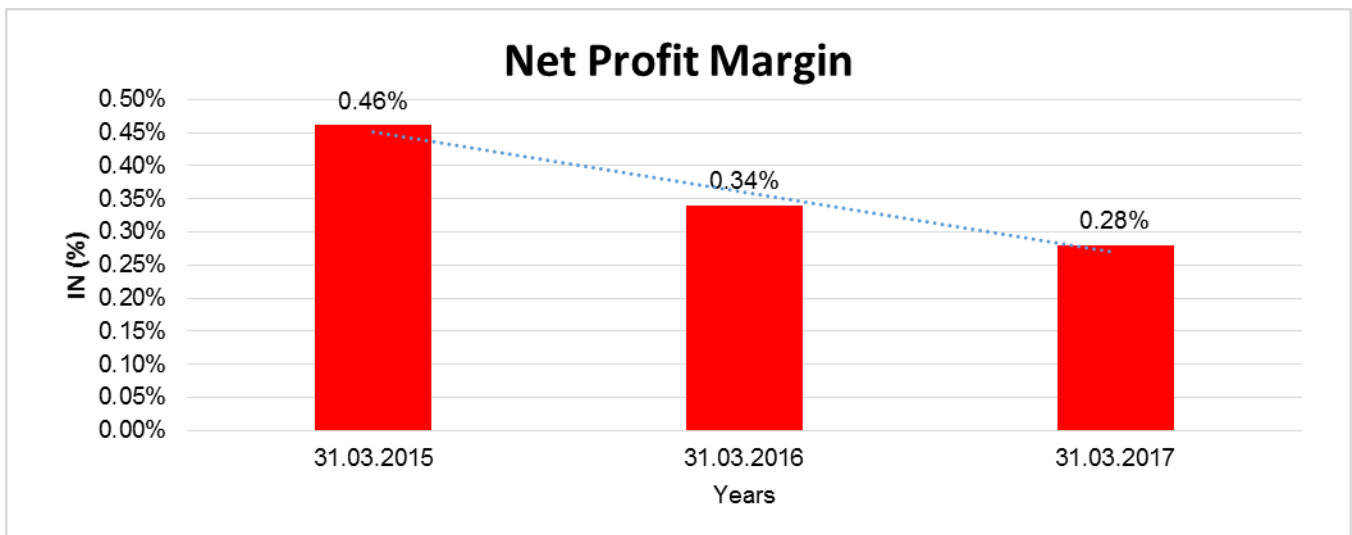
Year on Year Growth	31.03.2015	31.03.2016	31.03.2017
	INR In Million	INR In Million	INR In Million
Sales	10349.398	14141.663	15807.389
		36.642	11.779

DISCLAIMER : This Report is **PRIVATE & CONFIDENTIAL** and it is prepared at the request of and for its use by the Subscriber only. The Subscriber shall use the contents of the Report merely as an aid to its business. Mira Inform Private Limited ("MIPL") has collated information/data in the Report, which have not been verified unless otherwise specifically mentioned in the Report. The Subscriber shall independently verify the accuracy and correctness of the information/data before in any way acting upon the same. MIPL shall not be liable for any harm, injury, loss or damage caused to the Subscriber due to default by the Subscriber's debtors/beneficiaries in fulfilling their obligations of any nature whatsoever. This Report or any of its portion shall not be used as a documentary evidence or otherwise before any investigative agencies or forum of law. This Report is confidential and proprietary to MIPL. The Subscriber and/or any other person(s) may not reproduce, publish or disclose any of the contents of the Report to others without the express authorization of MIPL. This Report is prepared and issued to the Subscriber without any risk, responsibility or liability on the part of MIPL or its officials.



NET PROFIT MARGIN

Net Profit Margin	31.03.2015	31.03.2016	31.03.2017
	INR In Million	INR In Million	INR In Million
Sales	10349.398	14141.663	15807.389
Profit	47.709	47.935	44.250
	0.46%	0.34%	0.28%



DISCLAIMER : This Report is **PRIVATE & CONFIDENTIAL** and it is prepared at the request of and for its use by the Subscriber only. The Subscriber shall use the contents of the Report merely as an aid to its business. Mira Inform Private Limited ("MIPL") has collated information/data in the Report, which have not been verified unless otherwise specifically mentioned in the Report. The Subscriber shall independently verify the accuracy and correctness of the information/data before in any way acting upon the same. MIPL shall not be liable for any harm, injury, loss or damage caused to the Subscriber due to default by the Subscriber's debtors/beneficiaries in fulfilling their obligations of any nature whatsoever. This Report or any of its portion shall not be used as a documentary evidence or otherwise before any investigative agencies or forum of law. This Report is confidential and proprietary to MIPL. The Subscriber and/or any other person(s) may not reproduce, publish or disclose any of the contents of the Report to others without the express authorization of MIPL. This Report is prepared and issued to the Subscriber without any risk, responsibility or liability on the part of MIPL or its officials.

LOCAL AGENCY FURTHER INFORMATION

Sr. No.	Check List by Info Agents	Available in Report (Yes / No)
1]	Year of establishment	Yes
2]	Constitution of the entity Incorporation details	Yes
3]	Locality of the entity	Yes
4]	Premises details	Yes
5]	Buyer visit details	--
6]	Contact numbers	Yes
7]	Name of the person contacted	Yes
8]	Designation of contact person	Yes
9]	Promoter's background	Yes
10]	Date of Birth of Proprietor / Partners / Directors	Yes
11]	Pan Card No. of Proprietor / Partners	Yes
12]	Voter Id Card No. of Proprietor / Partners	No
13]	Type of business	Yes
14]	Line of Business	Yes
15]	Export/import details (if applicable)	Yes
16]	No. of employees	Yes
17]	Details of sister concerns	Yes
18]	Major suppliers	No
19]	Major customers	Yes
20]	Banking Details	No
21]	Banking facility details	Yes
22]	Conduct of the banking account	--
23]	Financials, if provided	Yes
24]	Capital in the business	Yes
25]	Last accounts filed at ROC, if applicable	Yes
26]	Turnover of firm for last three years	Yes
27]	Reasons for variation <> 20%	--
28]	Estimation for coming financial year	No
29]	Profitability for last three years	Yes
30]	Major shareholders, if available	Yes
31]	External Agency Rating, if available	Yes
32]	Litigations that the firm/promoter involved in	--

INDU CORPORATION PRIVATE LIMITED (PART-IX) - 524362

PAGE NO. : 18

33]	Market information	--
34]	Payments terms	Yes
35]	Negative Reporting by Auditors in the Annual Report	No

UNSECURED LOAN

PARTICULAR	31.03.2017 (INR in Million)	31.03.2016 (INR in Million)
Long-term Borrowings		
Other loans and advances	2.278	5.164
Total	2.278	5.164

INDEX OF CHARGES

S No	SRN	Charge Id	Charge Holder Name	Date of Creation	Date of Modification	Date of Satisfaction	Amount	Address
1	C78278090	10047705	ORIENTAL BANK OF COMMERCE	11/04/2007	12/01/2016	-	1742500000.0	Opera House Branch, Shreeji Chambers, Tata Road No. 2, Opera House Mumbai MH40004IN
2	Y10258925	90159155	GLOBAL TRUST BANK LTD.	10/03/2003	-	-	25000000.0	15; MAKER CHAMBERNARIMAN POINTMUMBAIMH400021IN
3	Y10257249	90157479	GLOBAL TRUST BANK LTD.	29/04/2000	-	-	10000000.0	15; MAKER CHAMBERNARIMAN POINTMUMBAIMH400021IN
4	Y10258546	90158776	GLOBAL TRUST BANK LTD.	03/10/1996	-	-	15000000.0	MAKAR CHAMBERS 111NARIMAN POINTMUMBAIMH400021IN
5	Y10255968	90156198	ORIENTAL BANK OF COMMERCE	20/10/1995	26/05/2007	-	240000000.0	SHREEJEE CHAMBERS, TATA ROAD NO. 2, GIRGAUM, Mumbai MH400004IN

DISCLAIMER : This Report is **PRIVATE & CONFIDENTIAL** and it is prepared at the request of and for its use by the Subscriber only. The Subscriber shall use the contents of the Report merely as an aid to its business. Mira Inform Private Limited ("MIPL") has collated information/data in the Report, which have not been verified unless otherwise specifically mentioned in the Report. The Subscriber shall independently verify the accuracy and correctness of the information/data before in any way acting upon the same. MIPL shall not be liable for any harm, injury, loss or damage caused to the Subscriber due to default by the Subscriber's debtors/beneficiaries in fulfilling their obligations of any nature whatsoever. This Report or any of its portion shall not be used as a documentary evidence or otherwise before any investigative agencies or forum of law. This Report is confidential and proprietary to MIPL. The Subscriber and/or any other person(s) may not reproduce, publish or disclose any of the contents of the Report to others without the express authorization of MIPL. This Report is prepared and issued to the Subscriber without any risk, responsibility or liability on the part of MIPL or its officials.

6	Y10255 933	901561 63	GLOBAL TRUST BANK LTD.	04/09/1 995	20/10/199 5	-	17540000.0	15; MAKER CHAMBERNARIMA N POINTMUMBAIMH4 00021IN
7	A17891 060	901566 38	VIJAYA BANK	01/08/1 997	-	19/06/20 07	423000.0	WORLI BOMBAY BRANCHBOMBAYM H400018IN
8	A17890 906	901587 22	VIJAYA BANK	14/07/1 995	-	19/06/20 07	332000.0	WORLI BOMBAY BRANCHBOMBAYM H400018IN

FIXED ASSETS

- Land
- Building
- Plant and Machinery
- Computer
- Vehicles
- Furniture and Fixture

CMT REPORT (Corruption, Money Laundering & Terrorism]

The Public Notice information has been collected from various sources including but not limited to: **The Courts, India Prisons Service, Interpol, etc.**

1] INFORMATION ON DESIGNATED PARTY

No records exist designating subject or any of its beneficial owners, controlling shareholders or senior officers as terrorist or terrorist organization or whom notice had been received that all financial transactions involving their assets have been blocked or convicted, found guilty or against whom a judgement or order had been entered in a proceedings for violating money-laundering, anti-corruption or bribery or international economic or anti-terrorism sanction laws or whose assets were seized, blocked, frozen or ordered forfeited for violation of money laundering or international anti-terrorism laws.

2] Court Declaration :

No records exist to suggest that subject is or was the subject of any formal or informal allegations, prosecutions or other official proceeding for making any prohibited payments or other improper payments to government officials for engaging in prohibited transactions or with designated parties.

3] Asset Declaration :

No records exist to suggest that the property or assets of the subject are derived from criminal conduct or a prohibited transaction.

4] Record on Financial Crime :

Charges or conviction registered against subject: **None**

5] Records on Violation of Anti-Corruption Laws :

Charges or investigation registered against subject: **None**

6] Records on Int'l Anti-Money Laundering Laws/Standards :

Charges or investigation registered against subject: **None**

7] Criminal Records

No available information exist that suggest that subject or any of its principals have been formally charged or convicted by a competent governmental authority for any financial crime or under any formal investigation by a competent government authority for any violation of anti-corruption laws or international anti-money laundering laws or standard.

8] Affiliation with Government :

No record exists to suggest that any director or indirect owners, controlling shareholders, director, officer or employee of the company is a government official or a family member or close business associate of a Government official.

9] Compensation Package :

Our market survey revealed that the amount of compensation sought by the subject is fair and reasonable and comparable to compensation paid to others for similar services.

10] Press Report :

No press reports / filings exists on the subject.

CORPORATE GOVERNANCE

MIRA INFORM as part of its Due Diligence do provide comments on Corporate Governance to identify management and governance. These factors often have been predictive and in some cases have created vulnerabilities to credit deterioration.

Our Governance Assessment focuses principally on the interactions between a company's management, its Board of Directors, Shareholders and other financial stakeholders.

CONTRAVENTION

Subject is not known to have contravened any existing local laws, regulations or policies that prohibit, restrict or otherwise affect the terms and conditions that could be included in the agreement with the subject.

FOREIGN EXCHANGE RATES

Currency	Unit	INR
US Dollar	1	INR 68.80
UK Pound	1	INR 89.14
Euro	1	INR 79.56

INFORMATION DETAILS

Information Gathered by :	SUP
Analysis Done by :	DIV
Report Prepared by :	JYTK

SCORE FACTORS

DEMERIT POINTS		
--BANK CHARGES	YES/NO	YES
--LITIGATION	YES/NO	NO
--OTHER ADVERSE INFORMATION	YES/NO	NO
MERIT POINTS		
--SOLE DISTRIBUTORSHIP	YES/NO	NO
--EXPORT ACTIVITIES	YES/NO	NO
--AFFILIATION	YES/NO	YES
--LISTED	YES/NO	NO
--OTHER MERIT FACTORS	YES/NO	YES

RATING EXPLANATIONS

Credit Rating	Explanation	Rating Comments
A++	Minimum Risk	Business dealings permissible with minimum risk of default
A+	Low Risk	Business dealings permissible with low risk of default
A	Acceptable Risk	Business dealings permissible with moderate risk of default
B	Medium Risk	Business dealings permissible on a regular monitoring basis
C	Medium High Risk	Business dealings permissible preferably on secured basis
D	High Risk	Business dealing not recommended or on secured terms only
NB	New Business	No recommendation can be done due to business in infancy stage
NT	No Trace	No recommendation can be done as the business is not traceable

NB is stated where there is insufficient information to facilitate rating. However, it is not to be considered as unfavourable.

This score serves as a reference to assess SC's credit risk and to set the amount of credit to be extended. It is calculated from a composite of weighted scores obtained from each of the major sections of this report. The assessed factors are as follows:

- Financial condition covering various ratios
- Company background and operations size
- Promoters / Management background
- Payment record
- Litigation against the subject
- Industry scenario / competitor analysis
- Supplier / Customer / Banker review (wherever available)