

MIRA INFORM REPORT

Report No. :	524242
Report Date :	09.08.2018

IDENTIFICATION DETAILS

Name :	UTOPIA TABLEWARE LIMITED
Registered Office :	Glassworks Park Road Holmewood Chesterfield S42 5uy
Country :	United Kingdom
Financials (as on) :	31.08.2017
Date of Incorporation :	06.03.2000
Com. Reg. No.:	03940440
Legal Form :	Private limited with Share Capital
Line of Business :	<ul style="list-style-type: none"> Wholesale of household goods (other than musical instruments) n.e.c. Import and distribution of glassware, plastic drinkware, ceramics and cutlery and adding value to a proportion of these products via in house decoration facility.
No. of Employees :	107 [2017]

RATING & COMMENTS

(Mira Inform has adopted New Rating mechanism w.e.f. 23rd January 2017)

MIRA's Rating :	A
------------------------	---

Credit Rating	Explanation	Rating Comments
A	Acceptable Risk	Business dealings permissible with moderate risk of default

Status :	Satisfactory
Payment Behaviour :	Slow but Correct
Litigation :	Clear

NOTES :

Any query related to this report can be made on e-mail : infodept@mirainform.com while quoting report number, name and date.

DISCLAIMER : This Report is **PRIVATE & CONFIDENTIAL** and it is prepared at the request of and for its use by the Subscriber only. The Subscriber shall use the contents of the Report merely as an aid to its business. Mira Inform Private Limited ("MIPL") has collated information/data in the Report, which have not been verified unless otherwise specifically mentioned in the Report. The Subscriber shall independently verify the accuracy and correctness of the information/data before in any way acting upon the same. MIPL shall not be liable for any harm, injury, loss or damage caused to the Subscriber due to default by the Subscriber's debtors/beneficiaries in fulfilling their obligations of any nature whatsoever. This Report or any of its portion shall not be used as a documentary evidence or otherwise before any investigative agencies or forum of law. This Report is confidential and proprietary to MIPL. The Subscriber and/or any other person(s) may not reproduce, publish or disclose any of the contents of the Report to others without the express authorization of MIPL. This Report is prepared and issued to the Subscriber without any risk, responsibility or liability on the part of MIPL or its officials.

ECGC Country Risk Classification List

Country Name	Previous Rating (31.12.2017)	Current Rating (01.04.2018)
United Kingdom	A1	A1

Risk Category	ECGC Classification
Insignificant	A1
Low Risk	A2
Moderately Low Risk	B1
Moderate Risk	B2
Moderately High Risk	C1
High Risk	C2
Very High Risk	D

UNITED KINGDOM - ECONOMIC OVERVIEW

The UK, a leading trading power and financial center, is the third largest economy in Europe after Germany and France. Agriculture is intensive, highly mechanized, and efficient by European standards, producing about 60% of food needs with less than 2% of the labor force. The UK has large coal, natural gas, and oil resources, but its oil and natural gas reserves are declining; the UK has been a net importer of energy since 2005. Services, particularly banking, insurance, and business services, are key drivers of British GDP growth. Manufacturing, meanwhile, has declined in importance but still accounts for about 10% of economic output.

In 2008, the global financial crisis hit the economy particularly hard, due to the importance of its financial sector. Falling home prices, high consumer debt, and the global economic slowdown compounded the UK's economic problems, pushing the economy into recession in the latter half of 2008 and prompting the then BROWN (Labour) government to implement a number of measures to stimulate the economy and stabilize the financial markets. Facing burgeoning public deficits and debt levels, in 2010 the then CAMERON-led coalition government (between Conservatives and Liberal Democrats) initiated an austerity program, which has continued under the Conservative government. However, the deficit still remains one of the highest in the G7, standing at 3.6% of GDP as of 2017, and the UK has pledged to lower its corporation tax from 20% to 17% by 2020. The UK had a debt burden of 90.4% GDP at the end of 2017.

The UK's economy has begun to slow since the referendum vote to leave the EU in June 2016. A sustained depreciation of the British pound has increased consumer and producer prices, weighing on consumer spending without spurring a meaningful increase in exports. The UK has an extensive trade relationship with other EU members through its single market membership and economic observers have warned the exit will jeopardize its position as the central location for European financial services. Prime Minister MAY is seeking a new "deep and special" trade relationship with the EU following the UK's exit. However, economists doubt that the UK will be able to preserve the benefits of EU membership without the obligations. The UK is expected to officially leave the EU by the end of March 2019.

Source : CIA

COMPANY NAME AND ADDRESS

Company Name: UTOPIA TABLEWARE LIMITED
Company No: 03940440
Company Status: Active - Accounts Filed
Status: Active
Registered Address: GLASSWORKS PARK ROAD HOLMEWOOD CHESTERFIELD S42 5UY

COMPANY NAME

UTOPIA TABLEWARE LIMITED

COMPANY NUMBER

03940440

COMPANY SUMMARY

Registered Address: GLASSWORKS PARK ROAD
HOLMEWOOD
CHESTERFIELD
S42 5UY
Trading Address: Glassworks Park Road
Holmewood
Chesterfield
S42 5UY
S42 5UY
Website Address: <http://www.utopia-tableware.com>
Telephone Number: 01246858800
Fax Number:
TPS: No
FPS: Yes
Incorporation Date: 06/03/2000
Previous Name:
Type: Private limited with Share Capital
FTSE Index: -
Date of Change: -
Filing Date of Accounts: 07/06/2018
Currency: GBP
Share Capital: £158,400
SIC07: 46499

DISCLAIMER : This Report is **PRIVATE & CONFIDENTIAL** and it is prepared at the request of and for its use by the Subscriber only. The Subscriber shall use the contents of the Report merely as an aid to its business. Mira Inform Private Limited ("MIPL") has collated information/data in the Report, which have not been verified unless otherwise specifically mentioned in the Report. The Subscriber shall independently verify the accuracy and correctness of the information/data before in any way acting upon the same. MIPL shall not be liable for any harm, injury, loss or damage caused to the Subscriber due to default by the Subscriber's debtors/beneficiaries in fulfilling their obligations of any nature whatsoever. This Report or any of its portion shall not be used as a documentary evidence or otherwise before any investigative agencies or forum of law. This Report is confidential and proprietary to MIPL. The Subscriber and/or any other person(s) may not reproduce, publish or disclose any of the contents of the Report to others without the express authorization of MIPL. This Report is prepared and issued to the Subscriber without any risk, responsibility or liability on the part of MIPL or its officials.

Charity Number	-
SIC07 Description	WHOLESALE OF HOUSEHOLD GOODS (OTHER THAN MUSICAL INSTRUMENTS) N.E.C.
Principal Activity	Import and distribution of glassware, plastic drinkware, ceramics and cutlery and adding value to a proportion of these products via in house decoration facility.

ADDITIONAL INFORMATION

CCJ's	0 (£0) No CCJ Information To Display
Ultimate Holding Company	UTOPIA HOLDINGS (CHESTERFIELD) LIMITED
Accountant	-
Mortgages	11
Trade Debtors	-
Group	2 companies
Linkages	0 companies
Countries	In 0 countries

KEY FINANCIALS

Year to Date	Turnover	Pre Tax Profit	Shareholder's Funds	Employees
31/08/2017	£33,740,952	£2,899,515	£6,342,841	107
31/08/2016	£31,736,918	£2,573,262	£5,935,326	113
31/08/2015	£30,649,429	£2,508,680	£4,570,598	94

MORTGAGE SUMMARY

Total Mortgage	11
Outstanding	5
Satisfied	6

TRADE DEBTORS / BAD DEBT SUMMARY

Total Number of Documented Trade	3
Total Value of Documented Trade	£101,801

COMMENTARY

This company's ratio of total liabilities to total assets indicates the presence of moderate equity funding.
This company's return on total assets employed ratio indicates a highly efficient use of assets.
This company's bank loans and overdrafts (less cash) account for a moderate percentage of short term liabilities.
This company trades in an industry with a lower level of corporate failures.

CCJ

Total Number of Exact CCJs -	0	Total Value of Exact CCJs -	
Total Number of Possible CCJs -	0	Total Value of Possible CCJs -	
Total Number of Satisfied CCJs -	0	Total Value of Satisfied CCJs -	
Total Number of Writs -	-		

Total Current Directors	2	Total Current Secretaries	0
Total Previous Directors / Company Secretaries	11	Total Person's With Significant Control	1

CURRENT DIRECTORS

Title	Mr	Function	Director
Name	Mark Trevor Rammell	Nationality	British
Date of Birth	12/1965	Present Appointments	6
Latest Address	Glass Works Park Road, Holmewood, Chesterfield, Derbyshire	Appointment Date	03/02/2014
Post Code	S42 5UY		
Title	Mrs	Function	Director
Name	Kathryn Ann Oldershaw	Nationality	Irish
Date of Birth	03/1971	Present Appointments	2
Latest Address	Glass Works Park Road, Holmewood, Chesterfield, Derbyshire	Appointment Date	03/02/2014
Post Code	S42 5UY		












CURRENT COMPANY SECRETARY

Top Shareholders

Name	Currency	Share Count	Share Type	Nominal Value	% of Total Share Count
UTOPIA HOLDINGS (CHESTERFIELD) LTD	GBP	118,800	ORDINARY	1	75
YORK PLACE COMPANY SECRETARIES LTD	GBP	39,600	ORDINARY B	1	25

FINANCIALS





Profit & Loss

	Date Of Accounts	31/08/17	(%)	31/08/16	(%)	31/08/15	(%)	31/08/14	(%)	31/08/13
	Weeks	52	(%)	52	(%)	52	(%)	52	(%)	52
	Currency	GBP	(%)	GBP	(%)	GBP	(%)	GBP	(%)	GBP
	Consolidated A/cs	N	(%)	N	(%)	N	(%)	N	(%)	N
	Turnover	£33,740,952	6.3%	£31,736,918	3.5%	£30,649,429	4.2%	£29,424,469	8.8%	£27,042,594
	Export	-	-	-	-	-	-	£3,195,189	22%	£2,618,118
	Cost of Sales	£24,313,584	6.5%	£22,830,295	-	-	-100%	£21,450,185	8.5%	£19,762,423
	Gross Profit	£9,427,368	5.8%	£8,906,623	-	-	-	£7,974,284	9.5%	£7,280,171
	Wages & Salaries	£3,695,752	5.9%	£3,489,944	17.3%	£2,974,681	8.9%	£2,732,403	48.9%	£1,835,594
	Directors Emoluments	£211,014	0.3%	£210,438	2.9%	£204,578	-25.6%	£274,821	93.8%	£141,808
	Operating Profit	£2,988,678	8.1%	£2,765,245	5.4%	£2,624,487	8.3%	£2,422,573	14.7%	£2,111,652
	Depreciation	£524,483	8.1%	£485,025	22%	£397,453	7.5%	£369,605	14%	£324,303
	Audit Fees	£13,500	-	£13,500	-	£13,500	2.3%	£13,200	-	£13,200
	Interest Payments	£89,259	-53.5%	£191,983	61.6%	£118,823	11.7%	£106,383	-7.1%	£114,508
	Pre Tax Profit	£2,899,515	12.7%	£2,573,262	2.6%	£2,508,680	6.9%	£2,346,237	14.2%	£2,055,237













DISCLAIMER : This Report is **PRIVATE & CONFIDENTIAL** and it is prepared at the request of and for its use by the Subscriber only. The Subscriber shall use the contents of the Report merely as an aid to its business. Mira Inform Private Limited ("MIPL") has collated information/data in the Report, which have not been verified unless otherwise specifically mentioned in the Report. The Subscriber shall independently verify the accuracy and correctness of the information/data before in any way acting upon the same. MIPL shall not be liable for any harm, injury, loss or damage caused to the Subscriber due to default by the Subscriber's debtors/beneficiaries in fulfilling their obligations of any nature whatsoever. This Report or any of its portion shall not be used as a documentary evidence or otherwise before any investigative agencies or forum of law. This Report is confidential and proprietary to MIPL. The Subscriber and/or any other person(s) may not reproduce, publish or disclose any of the contents of the Report to others without the express authorization of MIPL. This Report is prepared and issued to the Subscriber without any risk, responsibility or liability on the part of MIPL or its officials.

UTOPIA TABLEWARE LIMITED - 524242






PAGE NO. : 8

	Taxation	-£492,000	9.3%	-£542,362	3.5%	-£562,000	2.5%	-£576,477	-4.9%	-£549,614
	Profit After Tax	£2,407,515	18.5%	£2,030,900	4.3%	£1,946,680	10%	£1,769,760	17.5%	£1,505,623
	Dividends Payable	£2,000,000	200.2%	£666,172	-32.7%	£989,777	-5.1%	£1,043,386	-12.4%	£1,190,417
	Retained Profit	£407,515	-70.1%	£1,364,728	42.6%	£956,903	31.7%	£726,374	130.4%	£315,206






Balance Sheet

	Date Of Accounts	31/08/17	(%)	31/08/16	(%)	31/08/15	(%)	31/08/14	(%)	31/08/13
	Tangible Assets	£1,072,011	-28.3%	£1,494,241	3%	£1,450,397	-12%	£1,647,477	-13.5%	£1,904,187
	Intangible Assets	0	-	0	-	0	-	0	-	0
	Total Fixed Assets	£1,072,011	-28.3%	£1,494,241	3%	£1,450,397	-12%	£1,647,477	-13.5%	£1,904,187
	Stock	£7,131,758	-2.2%	£7,290,078	26.2%	£5,776,538	-0.8%	£5,824,376	8.3%	£5,379,540
	Trade Debtors	£7,919,599	7.5%	£7,368,537	-22.2%	£9,477,050	11.5%	£8,497,595	11.9%	£7,596,455
	Cash	£977,593	126.5%	£431,591	-68.3%	£1,362,473	-6.1%	£1,451,644	93.1%	£751,664
	Other Debtors	£4,350,006	201.9%	£1,441,029	65%	£873,168	-25.2%	£1,166,901	13.1%	£1,031,390
	Miscellaneous Current Assets	0	-	0	-	0	-	0	-	0
	Total Current Assets	£20,378,956	23.3%	£16,531,235	-5.5%	£17,489,229	3.2%	£16,940,516	14.8%	£14,759,049
	Trade Creditors	£2,557,316	88.3%	£1,357,882	19.9%	£1,132,959	19.5%	£948,161	-32.7%	£1,408,334
	Bank Loans & Overdrafts	£5,276,092	6.6%	£4,948,225	-30.7%	£7,142,775	19.8%	£5,964,577	-2.1%	£6,095,125
	Other Short Term	0	-	0	-	0	-100	£297,927	956.1%	£28,211





DISCLAIMER : This Report is **PRIVATE & CONFIDENTIAL** and it is prepared at the request of and for its use by the Subscriber only. The Subscriber shall use the contents of the Report merely as an aid to its business. Mira Inform Private Limited ("MIPL") has collated information/data in the Report, which have not been verified unless otherwise specifically mentioned in the Report. The Subscriber shall independently verify the accuracy and correctness of the information/data before in any way acting upon the same. MIPL shall not be liable for any harm, injury, loss or damage caused to the Subscriber due to default by the Subscriber's debtors/beneficiaries in fulfilling their obligations of any nature whatsoever. This Report or any of its portion shall not be used as a documentary evidence or otherwise before any investigative agencies or forum of law. This Report is confidential and proprietary to MIPL. The Subscriber and/or any other person(s) may not reproduce, publish or disclose any of the contents of the Report to others without the express authorization of MIPL. This Report is prepared and issued to the Subscriber without any risk, responsibility or liability on the part of MIPL or its officials.

	Finance						%			
	Miscellaneous Current Liabilities	£7,134,347	30.2%	£5,479,563	-2.8%	£5,634,667	-21.1%	£7,145,475	30.6%	£5,469,209
	Total Current Liabilities	£14,967,755	27%	£11,785,670	-15.3%	£13,910,401	-3.1%	£14,356,140	10.4%	£13,000,879
	Bank Loans & Overdrafts and LTL	£5,416,463	3.1%	£5,252,705	-30.9%	£7,601,402	15.5%	£6,582,735	-4.2%	£6,870,161
	Other Long Term Finance	0	-	0	-	0	-	0	-	0
	Total Long Term Liabilities	£140,371	-53.9%	£304,480	-33.6%	£458,627	-25.8%	£618,158	-20.2%	£775,036

Capital & Reserves

	Date Of Accounts	31/08/17	(%)	31/08/16	(%)	31/08/15	(%)	31/08/14	(%)	31/08/13
	Called Up Share Capital	£158,400	-	£158,400	-	£158,400	-	£158,400	-	£158,400
	P & L Account Reserve	£5,894,841	7.4%	£5,487,326	33.1%	£4,122,598	30.2%	£3,165,695	29.8%	£2,439,321
	Revaluation Reserve	-	-	-	-	-	-	-	-	-
	Sundry Reserves	£289,600	-	£289,600	-	£289,600	-	£289,600	-	£289,600
	Shareholder Funds	£6,342,841	6.9%	£5,935,326	29.9%	£4,570,598	26.5%	£3,613,695	25.2%	£2,887,321


Other Financial Items

	Date Of Accounts	31/08/17	(%)	31/08/16	(%)	31/08/15	(%)	31/08/14	(%)	31/08/13
	Net Worth	£6,342,841	6.9%	£5,935,326	29.9%	£4,570,598	26.5%	£3,613,695	25.2%	£2,887,321
	Working Capital	£5,411,201	14%	£4,745,565	32.6%	£3,578,828	38.5%	£2,584,376	47%	£1,758,170
	Total Assets	£21,450,967	19%	£18,025,476	-4.8%	£18,939,626	1.9%	£18,587,993	11.6%	£16,663,236
	Total Liabilities	£15,108,126	25%	£12,090,150	-15.9%	£14,369,028	-4%	£14,974,298	8.7%	£13,775,915





DISCLAIMER : This Report is **PRIVATE & CONFIDENTIAL** and it is prepared at the request of and for its use by the Subscriber only. The Subscriber shall use the contents of the Report merely as an aid to its business. Mira Inform Private Limited ("MIPL") has collated information/data in the Report, which have not been verified unless otherwise specifically mentioned in the Report. The Subscriber shall independently verify the accuracy and correctness of the information/data before in any way acting upon the same. MIPL shall not be liable for any harm, injury, loss or damage caused to the Subscriber due to default by the Subscriber's debtors/beneficiaries in fulfilling their obligations of any nature whatsoever. This Report or any of its portion shall not be used as a documentary evidence or otherwise before any investigative agencies or forum of law. This Report is confidential and proprietary to MIPL. The Subscriber and/or any other person(s) may not reproduce, publish or disclose any of the contents of the Report to others without the express authorization of MIPL. This Report is prepared and issued to the Subscriber without any risk, responsibility or liability on the part of MIPL or its officials.

UTOPIA TABLEWARE LIMITED - 524242



PAGE NO. : 10

	Net Assets	£6,342,841	6.9%	£5,935,326	29.9%	£4,570,598	26.5%	£3,613,695	25.2%	£2,887,321
---	-------------------	-------------------	-------------	-------------------	--------------	-------------------	--------------	-------------------	--------------	-------------------

Cash Flow

	Date Of Accounts	31/08/17	(%)	31/08/16	(%)	31/08/15	(%)	31/08/14	(%)	31/08/13
	Net Cashflow from Operations	£3,132,332	-0.7%	£3,153,870	206.2%	£1,029,854	-63.1%	£2,791,332	129.4%	£1,216,753
	Net Cashflow before Financing	£343,244	-75.3%	£1,389,815	224%	-£1,120,838	-215%	£974,406	249.7%	-£651,079
	Net Cashflow from Financing	-£133,749	12.9%	-£153,583	-4.8%	-£146,531	1.8%	-£149,182	-0.3%	-£148,785
	Increase in Cash	£209,495	-83.1%	£1,236,232	197.5%	-£1,267,369	-253.6%	£825,224	203.2%	-£799,864















Miscellaneous

	Date Of Accounts	31/08/17	(%)	31/08/16	(%)	31/08/15	(%)	31/08/14	(%)	31/08/13
	Contingent Liability	NO	-	NO	-	NO	-	NO	-	NO
	Capital Employed	£6,483,212	3.9%	£6,239,806	24.1%	£5,029,225	18.8%	£4,231,853	15.5%	£3,662,357
	Number of Employees	107	-5.3%	113	20.2%	94	8%	87	-	87
	Accountants									
	Auditors	BHP LLP								
	Auditor Comments	The audit report contains no adverse comments								
	Bankers	BARCLAYS BANK PLC								
	Bank Branch Code	20-77-62								

Ratios

Date Of Accounts	31/08/17	31/08/16	31/08/15	31/08/14	31/08/13
------------------	----------	----------	----------	----------	----------

DISCLAIMER : This Report is **PRIVATE & CONFIDENTIAL** and it is prepared at the request of and for its use by the Subscriber only. The Subscriber shall use the contents of the Report merely as an aid to its business. Mira Inform Private Limited ("MIPL") has collated information/data in the Report, which have not been verified unless otherwise specifically mentioned in the Report. The Subscriber shall independently verify the accuracy and correctness of the information/data before in any way acting upon the same. MIPL shall not be liable for any harm, injury, loss or damage caused to the Subscriber due to default by the Subscriber's debtors/beneficiaries in fulfilling their obligations of any nature whatsoever. This Report or any of its portion shall not be used as a documentary evidence or otherwise before any investigative agencies or forum of law. This Report is confidential and proprietary to MIPL. The Subscriber and/or any other person(s) may not reproduce, publish or disclose any of the contents of the Report to others without the express authorization of MIPL. This Report is prepared and issued to the Subscriber without any risk, responsibility or liability on the part of MIPL or its officials.

	Pre-tax profit margin %	8.59	8.11	8.19	7.97	7.60
	Current ratio	1.36	1.40	1.26	1.18	1.14
	Sales/Net Working Capital	6.24	6.69	8.56	11.39	15.38
	Gearing %	85.40	88.50	166.30	182.20	237.90
	Equity in %	29.60	32.90	24.10	19.40	17.30
	Creditor Days	27.58	15.57	13.45	11.72	18.95
	Debtor Days	85.43	84.51	112.55	105.12	102.25
	Liquidity/Acid Test	0.88	0.78	0.84	0.77	0.72
	Return On Capital Employed %	44.72	41.23	49.88	55.44	56.11
	Return On Total Assets Employed %	13.51	14.27	13.24	12.62	12.33
	Current Debt Ratio	2.35	1.98	3.04	3.97	4.50
	Total Debt Ratio	2.38	2.03	3.14	4.14	4.77
	Stock Turnover Ratio %	21.13	22.97	18.84	19.79	19.89
	Return on Net Assets Employed %	45.71	43.35	54.88	64.92	71.18

Report Notes

There are no notes to display.

Status History

No Status History found

EVENT HISTORY

Date	Description
14/06/2018	New Accounts Filed
14/06/2018	New Accounts Filed
07/06/2018	YORK PLACE COMPANY SECRETARIES LIMITEE has resigned as company secretary
31/05/2018	Change in Reg. Office
31/05/2018	Change of Company Postcode
09/03/2018	Confirmation Statement
03/03/2018	Payment Data Update Received
11/01/2018	Payment Data Update Received
29/08/2017	Payment Data Update Received
08/08/2017	Payment Data Update Received
06/06/2017	Payment Data Update Received

DISCLAIMER : This Report is **PRIVATE & CONFIDENTIAL** and it is prepared at the request of and for its use by the Subscriber only. The Subscriber shall use the contents of the Report merely as an aid to its business. Mira Inform Private Limited ("MIPL") has collated information/data in the Report, which have not been verified unless otherwise specifically mentioned in the Report. The Subscriber shall independently verify the accuracy and correctness of the information/data before in any way acting upon the same. MIPL shall not be liable for any harm, injury, loss or damage caused to the Subscriber due to default by the Subscriber's debtors/beneficiaries in fulfilling their obligations of any nature whatsoever. This Report or any of its portion shall not be used as a documentary evidence or otherwise before any investigative agencies or forum of law. This Report is confidential and proprietary to MIPL. The Subscriber and/or any other person(s) may not reproduce, publish or disclose any of the contents of the Report to others without the express authorization of MIPL. This Report is prepared and issued to the Subscriber without any risk, responsibility or liability on the part of MIPL or its officials.

05/06/2017	New Accounts Filed
05/06/2017	New Accounts Filed
01/05/2017	Confirmation Statement
02/08/2016	Payment Data Update Received

Previous Company Names

No Previous Names found

Writ Details

No writs found

STATISTICS

Group	2 companies
Linkages	0 companies
Countries	In 0 countries

SUMMARY

Holding Company	UTOPIA HOLDINGS (CHESTERFIELD) LIMITED
Ownership Status	Intermediately Owned
Ultimate Holding Company	UTOPIA HOLDINGS (CHESTERFIELD) LIMITED

GROUP STRUCTURE

Company Name	Registered Number	Latest Key Financials	Consol. Accounts	Turnover
UTOPIA HOLDINGS (CHESTER...)	09064537	31.08.2017	Y	£33,740,952
UTOPIA TABLEWARE LIMITED	03940440	31.08.2017	N	£33,740,952

MORTGAGE DETAILS

Mortgage Type:			
Date Charge Created:	08/11/13		
Date Charge Registered:	12/11/13		
Date Charge Satisfied:	-		
Status:	OUTSTANDING		
Person(s) Entitled:	BARCLAYS BANK PLC;		
Amount Secured:			
Details:	L/H PROPERTY K/A HARDWICK VIEW ROAD HOLMEWOOD CHESTERFIELDNOTIFICATION OF ADDITION TO OR AMENDMENT OF CHARGE.		
Mortgage Type:	MORTGAGE		
Date Charge Created:	12/10/11		
Date Charge Registered:	19/10/11		
Date Charge Satisfied:	-		
Status:	OUTSTANDING		
Person(s) Entitled:	BARCLAYS BANK PLC		
Amount Secured:	ALL MONIES DUE OR TO BECOME DUE FROM THE COMPANY TO THE CHARGE		
Details:	PALLET RACKING SUPPLIED UNDER INVOICE NUMBERS IN112154, IN112981, IN1112851 BY STORAGE CONCEPTS LIMITED UNDER CONTRACT NUMBER 81627 TOGETHER WITH ALL ACCESSORIES AND COMPONENT PARTS AND ALL IMPROVEMENTS AND RENEWALS ALSO ALL BOOKS AND OTHER DOCUMENTATION SEE IMAGE FOR FULL DETAILS		

Mortgage Type:	FIXED & FLOATING CHARGE		
Date Charge Created:	20/07/11		
Date Charge Registered:	28/07/11		
Date Charge Satisfied:	-		
Status:	OUTSTANDING		
Person(s) Entitled:	BARCLAYS BANK PLC		
Amount Secured:	ALL MONIES DUE OR TO BECOME DUE FROM THE COMPANY TO THE CHARGE ON ANY ACCOUNT WHATSOEVER		
Details:	FIXED AND FLOATING CHARGE OVER THE UNDERTAKING AND ALL PROPERTY AND ASSETS PRESENT AND FUTURE, INCLUDING GOODWILL, BOOKDEBTS, UNCALLED CAPITAL, BUILDINGS, FIXTURES, FIXED PLANT & MACHINERY		
Mortgage Type:	DEBENTURE		
Date Charge Created:	15/07/11		
Date Charge Registered:	20/07/11		
Date Charge Satisfied:	-		
Status:	OUTSTANDING		
Person(s) Entitled:	BARCLAYS BANK PLC		
Amount Secured:	ALL MONIES DUE OR TO BECOME DUE FROM THE COMPANY TO THE		

DISCLAIMER : This Report is **PRIVATE & CONFIDENTIAL** and it is prepared at the request of and for its use by the Subscriber only. The Subscriber shall use the contents of the Report merely as an aid to its business. Mira Inform Private Limited ("MIPL") has collated information/data in the Report, which have not been verified unless otherwise specifically mentioned in the Report. The Subscriber shall independently verify the accuracy and correctness of the information/data before in any way acting upon the same. MIPL shall not be liable for any harm, injury, loss or damage caused to the Subscriber due to default by the Subscriber's debtors/beneficiaries in fulfilling their obligations of any nature whatsoever. This Report or any of its portion shall not be used as a documentary evidence or otherwise before any investigative agencies or forum of law. This Report is confidential and proprietary to MIPL. The Subscriber and/or any other person(s) may not reproduce, publish or disclose any of the contents of the Report to others without the express authorization of MIPL. This Report is prepared and issued to the Subscriber without any risk, responsibility or liability on the part of MIPL or its officials.

	CHARGE ON ANY ACCOUNT WHATSOEVER
Details:	FIXED AND FLOATING CHARGE OVER THE UNDERTAKING AND ALL PROPERTY AND ASSETS PRESENT AND FUTURE, INCLUDING GOODWILL, BOOKDEBTS, UNCALLED CAPITAL, BUILDINGS, FIXTURES, FIXED PLANT & MACHINERY

Mortgage Type:	LEGAL CHARGE
Date Charge Created:	03/06/11
Date Charge Registered:	07/06/11
Date Charge Satisfied:	-
Status:	OUTSTANDING
Person(s) Entitled:	BARCLAYS BANK PLC
Amount Secured:	ALL MONIES DUE OR TO BECOME DUE FROM THE COMPANY TO THE CHARGE ON ANY ACCOUNT WHATSOEVER
Details:	L/H UNITS 1/2 PARK ROAD HOLMEWOOD INDUSTRIAL PARK HOLMEWOOD CHESTERFIELD T/NOS DY442177 AND DY442180
Mortgage Type:	DEBENTURE
Date Charge Created:	16/10/09
Date Charge Registered:	23/10/09
Date Charge Satisfied:	15/10/11
Status:	SATISFIED
Person(s) Entitled:	HSBC BANK PLC
Amount Secured:	
Details:	FIXED AND FLOATING CHARGE OVER THE UNDERTAKING AND ALL PROPERTY AND ASSETS PRESENT AND FUTURE, INCLUDING GOODWILL, BOOKDEBTS, UNCALLED CAPITAL, BUILDINGS, FIXTURES, FIXED PLANT & MACHINERY

Mortgage Type:	LEGAL ASSIGNMENT
Date Charge Created:	16/10/09
Date Charge Registered:	23/10/09
Date Charge Satisfied:	15/10/11
Status:	SATISFIED
Person(s) Entitled:	HSBC BANK PLC
Amount Secured:	
Details:	ANY CREDIT BALANCE DUE TO THE COMPANY UNDER CONDITION 13 OF THE AGREEMENT FOR THE PURCHASE OF DEBTS BETWEEN THE COMPANY AND HSBC AS MORE PARTICULARLY DESCRIBED IN SCHEDULE 1 TO THE LEGAL ASSIGNMENT AND INCLUDES ANY DISCOUNTING ALLOWANCE AS DEFINED IN AND DUE UNDER THE CONTRACT, THE BENEFIT OF ALL THE OTHER PROVISIONS OF THE CONTRACT AND ALL SECURITIES (IF ANY) FOR THE CONTRACT BUT ONLY IN RESPECT OF THAT CREDIT BALANCE.
Mortgage Type:	FIXED CHARGE ON NON-VESTING DEBTS AND FLOATING CHARGE
Date Charge Created:	16/10/09
Date Charge Registered:	16/10/09
Date Charge Satisfied:	15/10/11

Status:	SATISFIED		
Person(s) Entitled:	HSBC INVOICE FINANCE (UK) LIMITED (THE SECURITY HOLDER)		
Amount Secured:			
Details:	BY WAY OF FIRST FIXED CHARGE ALL DEBTS AND ALL EXPORT DEBTS PURPORTEDLY ASSIGNED TO THE SECURITY HOLDER PURSUANT TO THEDEBT PURCHASE AGREEMENT. ALL ASSOCIATEDRIGHTS RELATING TO ANY NON-VESTING DOMESTIC DEBTS AND NON-VESTING EXPORT DEBTS. BY WAY OF FIRST FIXED CHARGE THE EXCLUDED PROCEEDS AND BY WAYOF FIRST FLOATING CHARGE ALL PRESENT AND FUTURE ASSETS UNDERTAKING AND ALL OTHER PROPERTY AND ASSETSPLUS 95		

Mortgage Type:	RENT DEPOSIT AGREEMENT		
Date Charge Created:	15/01/03		
Date Charge Registered:	18/01/03		
Date Charge Satisfied:	15/10/11		
Status:	SATISFIED		
Person(s) Entitled:	HIGHBRIDGE (HOLMWOOD) LIMITED		
Amount Secured:			
Details:	ALL INTEREST IN THE DEPOSIT ACCOUNT		
Mortgage Type:	CHATTEL MORTGAGE		
Date Charge Created:	02/10/02		
Date Charge Registered:	15/10/02		
Date Charge Satisfied:	08/12/10		
Status:	SATISFIED		
Person(s) Entitled:	THE GOVERNOR AND COMPANY OF THE BANK OF SCOTLAND		
Amount Secured:			
Details:	ALL THE SINGULAR GOODS :- FERMAC MACHINE SERIAL NUMBER RV108 9912 1999 AND LEERCO LEHR SERIAL NUMBER2281SEE THE MORTGAGE CHARGE DOCUMENT FOR FULL DETAILS		

Mortgage Type:	DEBENTURE		
Date Charge Created:	28/09/00		
Date Charge Registered:	03/10/00		
Date Charge Satisfied:	08/12/10		
Status:	SATISFIED		
Person(s) Entitled:	THE GOVERNOR AND COMPANY OF THE BANK OF SCOTLAND		
Amount Secured:			
Details:	FIXED AND FLOATING CHARGES OVER THE UNDERTAKING AND ALL PROPERTY AND ASSETS PRESENT AND FUTURE INCLUDING GOODWILL BOOKDEBTS UNCALLED CAPITAL BUILDINGS FIXTURESFIXED PLANT AND MACHINERY		

CREDITOR DETAILS

	Total Number	Total Value
Trade Creditors	0	-

No Creditor Data

TRADE DEBTORS / BAD DEBT DETAIL

	Total Number of Documented Trade	Total Value of Documented Trade
Trade Debtors	3	£101,801

Company Name	Amount	Statement Date
Abbachem Limited	£94,321	19/07/2011
J W Oxby & Son Ltd	£6,234	23/07/2012
Bar Direct Ltd	£1,246	20/03/2012

PREVIOUS DIRECTOR/COMPANY SECRETARIES

Name	Current Active Appointments	Previous Appointments	Dissolved Companies
Paul Michael Lake	2	2	3
Paul Michael Lake	2	2	3
YORK PLACE COMPANY SECRETARIES LIMITED	54	1155	2149
ROSCOMMON LTD	0	30	307
Anne Lake	0	1	0
Kathryn Ann Oldershaw	0	1	0
Stephen Martin Dodd	0	1	1
Martin Thomas Core	0	1	0
Andrew Broskom	1	1	2
CORPORATE APPOINTMENTS LIMITED	3	12091	22490
SECRETARIAL APPOINTMENTS LIMITED	7	12493	23138
Total Persons With Significant Control	1	Total Statements	0
Active	1	Active	0
Ceased	0	Ceased	0

DISCLAIMER : This Report is **PRIVATE & CONFIDENTIAL** and it is prepared at the request of and for its use by the Subscriber only. The Subscriber shall use the contents of the Report merely as an aid to its business. Mira Inform Private Limited ("MIPL") has collated information/data in the Report, which have not been verified unless otherwise specifically mentioned in the Report. The Subscriber shall independently verify the accuracy and correctness of the information/data before in any way acting upon the same. MIPL shall not be liable for any harm, injury, loss or damage caused to the Subscriber due to default by the Subscriber's debtors/beneficiaries in fulfilling their obligations of any nature whatsoever. This Report or any of its portion shall not be used as a documentary evidence or otherwise before any investigative agencies or forum of law. This Report is confidential and proprietary to MIPL. The Subscriber and/or any other person(s) may not reproduce, publish or disclose any of the contents of the Report to others without the express authorization of MIPL. This Report is prepared and issued to the Subscriber without any risk, responsibility or liability on the part of MIPL or its officials.

Active Persons With Significant Control

Name	Utopia Holdings (Chesterfield) Limited	Kind	Corporate Entity With Significant Control	
Address	Glassworks Park Road Holmewood Industrial Park, Holmewood, Chesterfield	Notified On	06/04/2016	
Post Code	S42 5UY	Legal Form	Limited Company	
Authority	Companies Act 2006	Place Registered	United Kingdom Companies Registry	
Country Registered	England	Registration Number	09064537	
Nature Of Control	Ownership Of Shares 75 To 100 Percent, Voting Rights 75 To 100 Percent, Right To Appoint And Remove Directors			

Ceased Persons With Significant Control

No Ceased Persons With Significant Control To Display

Active Statements

No Active Statements To Display

Ceased Statements

No Ceased Statements To Display

FOREIGN EXCHANGE RATES

Currency	Unit	Indian Rupees
US Dollar	1	INR 68.65
UK Pound	1	INR 88.82
Euro	1	INR 79.72
GBP	1	INR 88.53

Note : Above are approximate rates obtained from sources believed to be correct

INFORMATION DETAILS

Analysis Done by :	DIV
Report Prepared by :	SYL

DISCLAIMER : This Report is **PRIVATE & CONFIDENTIAL** and it is prepared at the request of and for its use by the Subscriber only. The Subscriber shall use the contents of the Report merely as an aid to its business. Mira Inform Private Limited ("MIPL") has collated information/data in the Report, which have not been verified unless otherwise specifically mentioned in the Report. The Subscriber shall independently verify the accuracy and correctness of the information/data before in any way acting upon the same. MIPL shall not be liable for any harm, injury, loss or damage caused to the Subscriber due to default by the Subscriber's debtors/beneficiaries in fulfilling their obligations of any nature whatsoever. This Report or any of its portion shall not be used as a documentary evidence or otherwise before any investigative agencies or forum of law. This Report is confidential and proprietary to MIPL. The Subscriber and/or any other person(s) may not reproduce, publish or disclose any of the contents of the Report to others without the express authorization of MIPL. This Report is prepared and issued to the Subscriber without any risk, responsibility or liability on the part of MIPL or its officials.

RATING EXPLANATIONS

Credit Rating	Explanation	Rating Comments
A++	Minimum Risk	Business dealings permissible with minimum risk of default
A+	Low Risk	Business dealings permissible with low risk of default
A	Acceptable Risk	Business dealings permissible with moderate risk of default
B	Medium Risk	Business dealings permissible on a regular monitoring basis
C	Medium High Risk	Business dealings permissible preferably on secured basis
D	High Risk	Business dealing not recommended or on secured terms only
NB	New Business	No recommendation can be done due to business in infancy stage
NT	No Trace	No recommendation can be done as the business is not traceable

NB is stated where there is insufficient information to facilitate rating. However, it is not to be considered as unfavourable.

This score serves as a reference to assess SC's credit risk and to set the amount of credit to be extended. It is calculated from a composite of weighted scores obtained from each of the major sections of this report. The assessed factors are as follows:

- Financial condition covering various ratios
- Company background and operations size
- Promoters / Management background
- Payment record
- Litigation against the subject
- Industry scenario / competitor analysis
- Supplier / Customer / Banker review (wherever available)