

MIRA INFORM REPORT

| | |
|----------------------|------------|
| Report No. : | 524313 |
| Report Date : | 10.08.2018 |

IDENTIFICATION DETAILS

| | |
|---|--|
| Name : | HIMALAYA MACHINERY PRIVATE LIMITED |
| Registered Office : | Plot No.601, GIDC Makarpura Industrial Area, Makarpura, Vadodara - 390010, Gujarat |
| Tel. No.: | 91-265-2643224 / 2643289 / 3043224 |
| Country : | India |
| Financials (as on) : | 31.03.2017 |
| Date of Incorporation : | 19.02.1980 |
| CIN No.: [Company Identification No.] | U29259GJ1980PTC003668 |
| Capital Investment / Paid-up Capital : | INR 7.248 Million |
| IEC No.: [Import-Export Code No.] | 0888000456 |
| PAN No.: [Permanent Account No.] | AABCH0034K |
| GSTN : [Goods & Service Tax Registration No.] | 24AABCH0034K1Z1 |
| Legal Form : | Private Limited Liability Company |
| Line of Business : | Manufacturer of Metal forming Machine. (Registered Activity) |
| No. of Employees : | Not Divulged |

RATING & COMMENTS

(Mira Inform has adopted New Rating mechanism w.e.f. 23rd January 2017)

MIRA's Rating :

A

DISCLAIMER : This Report is **PRIVATE & CONFIDENTIAL** and it is prepared at the request of and for its use by the Subscriber only. The Subscriber shall use the contents of the Report merely as an aid to its business. Mira Inform Private Limited ("MIPL") has collated information/data in the Report, which have not been verified unless otherwise specifically mentioned in the Report. The Subscriber shall independently verify the accuracy and correctness of the information/data before in any way acting upon the same. MIPL shall not be liable for any harm, injury, loss or damage caused to the Subscriber due to default by the Subscriber's debtors/beneficiaries in fulfilling their obligations of any nature whatsoever. This Report or any of its portion shall not be used as a documentary evidence or otherwise before any investigative agencies or forum of law. This Report is confidential and proprietary to MIPL. The Subscriber and/or any other person(s) may not reproduce, publish or disclose any of the contents of the Report to others without the express authorization of MIPL. This Report is prepared and issued to the Subscriber without any risk, responsibility or liability on the part of MIPL or its officials.

| Credit Rating | Explanation | Rating Comments |
|---------------|-----------------|---|
| A | Acceptable Risk | Business dealings permissible with moderate risk of default |

| | |
|----------------------------|--|
| Status : | Good |
| Payment Behaviour : | Regular |
| Litigation : | Clear |
| Comments : | <p>Subject was incorporated in the year 1980 and it is a manufacturer of metal forming machines.</p> <p>As per financials of March 2017, the company has registered a growth of 34.05% in its revenue as compared to its previous year's revenue and has reported good profit margin of 36.05%.</p> <p>Rating takes into consideration the company's established track record of business operations marked by healthy net worth base along with low solvency indicators and good liquidity position.</p> <p>Further, the company has reported a good earnings per share of INR 85.04 against its face value of INR 10.</p> <p>Payments seems to be regular.</p> <p>in view of aforesaid, the company can be considered for business dealings at usual trade terms and conditions.</p> |

NOTES:

Any query related to this report can be made on e-mail: infodept@mirainform.com while quoting report number, name and date.

ECGC Country Risk Classification List

| Country Name | Previous Rating (31.12.2017) | Current Rating (01.04.2018) |
|--------------|---------------------------------|--------------------------------|
| India | A1 | A1 |

| Risk Category | ECGC Classification |
|----------------------|---------------------|
| Insignificant | A1 |
| Low Risk | A2 |
| Moderately Low Risk | B1 |
| Moderate Risk | B2 |
| Moderately High Risk | C1 |
| High Risk | C2 |
| Very High Risk | D |

DISCLAIMER : This Report is **PRIVATE & CONFIDENTIAL** and it is prepared at the request of and for its use by the Subscriber only. The Subscriber shall use the contents of the Report merely as an aid to its business. Mira Inform Private Limited ("MIPL") has collated information/data in the Report, which have not been verified unless otherwise specifically mentioned in the Report. The Subscriber shall independently verify the accuracy and correctness of the information/data before in any way acting upon the same. MIPL shall not be liable for any harm, injury, loss or damage caused to the Subscriber due to default by the Subscriber's debtors/beneficiaries in fulfilling their obligations of any nature whatsoever. This Report or any of its portion shall not be used as a documentary evidence or otherwise before any investigative agencies or forum of law. This Report is confidential and proprietary to MIPL. The Subscriber and/or any other person(s) may not reproduce, publish or disclose any of the contents of the Report to others without the express authorization of MIPL. This Report is prepared and issued to the Subscriber without any risk, responsibility or liability on the part of MIPL or its officials.

EXTERNAL AGENCY RATING

| | |
|---------------------------|---------------|
| Rating Agency Name | Not Available |
| Rating | Not Available |
| Rating Explanation | Not Available |
| Date | Not Available |

RBI DEFAULTERS' LIST STATUS

Subject's name is not enlisted as a defaulter in the publicly available RBI Defaulters' list.

EPF (Employee Provident Fund) DEFAULTERS' LIST STATUS

Subject's name is not enlisted as a defaulter in the publicly available EPF (Employee Provident Fund) Defaulters' list as of 31-03-2018.

BIFR (Board for Industrial & Financial Reconstruction) LISTING STATUS

Subject's name is not listed as a Sick Unit in the publicly available BIFR (Board for Industrial & Financial Reconstruction) list as of 10.08.2018

IBBI (Insolvency and Bankruptcy Board of India) LISTING STATUS

Subject's name is not listed in the publicly available IBBI (Insolvency and Bankruptcy Board of India) list as of report date.

INFORMATION DENIED BY

| | |
|----------------------|----------------|
| Name : | Mr. Rohan Shah |
| Designation : | Director |
| Contact No.: | 91- 9913173250 |
| Date : | 08.08.2018 |

Management non-cooperative (Tel No.: 91-265-2643224/ 2643289/ 3043224)

LOCATIONS

| | |
|-------------------------------------|---|
| Registered Office / Factory: | Plot No.601, GIDC Makarpura Industrial Area, Makarpura, Vadodara - 390010, Gujarat, India |
| Tel. No.: | 91-265-2643224 / 2643289 / 3043224 |
| Mobile No.: | 91-9913173250 (Mr. Rohan Shah) |

DISCLAIMER : This Report is **PRIVATE & CONFIDENTIAL** and it is prepared at the request of and for its use by the Subscriber only. The Subscriber shall use the contents of the Report merely as an aid to its business. Mira Inform Private Limited ("MIPL") has collated information/data in the Report, which have not been verified unless otherwise specifically mentioned in the Report. The Subscriber shall independently verify the accuracy and correctness of the information/data before in any way acting upon the same. MIPL shall not be liable for any harm, injury, loss or damage caused to the Subscriber due to default by the Subscriber's debtors/beneficiaries in fulfilling their obligations of any nature whatsoever. This Report or any of its portion shall not be used as a documentary evidence or otherwise before any investigative agencies or forum of law. This Report is confidential and proprietary to MIPL. The Subscriber and/or any other person(s) may not reproduce, publish or disclose any of the contents of the Report to others without the express authorization of MIPL. This Report is prepared and issued to the Subscriber without any risk, responsibility or liability on the part of MIPL or its officials.

| | |
|------------------|--|
| Fax No.: | 91-265-2638778 |
| E-Mail : | info@himalayamachine.com em@himalayamachine.com |
| Website : | http://www.himalayamachine.com |

DIRECTORS

As on 31.03.2018

| | | | |
|------------------------------|--|-------------------|-----------------|
| Name : | Mr. Rashmikant Chimanlal Shah | | |
| Designation : | Managing Director | | |
| Address : | Plot No.192, Behind Tirupati Society, Manjalpur, Vadodara - 390011, Gujarat, India | | |
| Date of Birth/Age : | 15.10.1947 | | |
| Date of Appointment : | 01.01.2014 | | |
| DIN No.: | 00251962 | | |
| Other Directorship: | | | |
| CIN/FCRN | Company Name | Begin Date | End Date |
| U29199GJ1993PTC019338 | RASHRON ENERGY AND AUTO PRIVATE LIMITED | 23/04/1993 | - |
| Name : | Mr. Rohan Rashmikant Shah | | |
| Designation : | Whole-Time Director | | |
| Address : | Plot No.192, Behind Tirupati Society, Manjalpur, Vadodara - 390011, Gujarat, India | | |
| Date of Birth/Age : | 02.01.1983 | | |
| Date of Appointment : | 23.02.2011 | | |
| DIN No.: | 03440020 | | |
| Name : | Mrs. Jabiz Rohintan Sabawalla | | |
| Designation : | Whole-Time Director | | |
| Address : | Plot 192, Behind Tirupati Nagar Society, Opposite Vrajdarshan Duplex, Manjalpur, Vadodara - 390011, Gujarat, India | | |
| Date of Birth/Age : | 13.01.1956 | | |
| Date of Appointment : | 23.02.2011 | | |
| DIN No.: | 03440067 | | |
| Name : | Mr. Babuprasad Shankerlal Dave | | |
| Designation : | Director | | |
| Address : | C - 168, Dipika Society No. 2, Harni Road, Vadodara - 390022, Gujarat, India | | |
| Date of Appointment : | 20.11.2014 | | |
| DIN No.: | 07017435 | | |

DISCLAIMER : This Report is **PRIVATE & CONFIDENTIAL** and it is prepared at the request of and for its use by the Subscriber only. The Subscriber shall use the contents of the Report merely as an aid to its business. Mira Inform Private Limited ("MIPL") has collated information/data in the Report, which have not been verified unless otherwise specifically mentioned in the Report. The Subscriber shall independently verify the accuracy and correctness of the information/data before in any way acting upon the same. MIPL shall not be liable for any harm, injury, loss or damage caused to the Subscriber due to default by the Subscriber's debtors/beneficiaries in fulfilling their obligations of any nature whatsoever. This Report or any of its portion shall not be used as a documentary evidence or otherwise before any investigative agencies or forum of law. This Report is confidential and proprietary to MIPL. The Subscriber and/or any other person(s) may not reproduce, publish or disclose any of the contents of the Report to others without the express authorization of MIPL. This Report is prepared and issued to the Subscriber without any risk, responsibility or liability on the part of MIPL or its officials.

MAJOR SHAREHOLDERS

As on 31.03.2017

| Names of Shareholders | No. of Shares | %age holding |
|---------------------------|---------------|---------------|
| Rashmikant Chimanlal Shah | 200142 | 27.62 |
| Jabiz Rohintan Sabawalla | 362347 | 50.00 |
| Rohan Rashmikant Shah | 78416 | 10.82 |
| Rashmikant Chimanlal Shah | 12417 | 1.71 |
| Asmita Rashmikant Shah | | |
| Jabiz Rohintan Sabawalla | 28 | 0.00 |
| Jehnaz Rohintan Sabawalla | | |
| Ratan Rohintan Sabawalla | | |
| Vatsala Rashmikant Shah | 71400 | 9.85 |
| Total | 724750 | 100.00 |

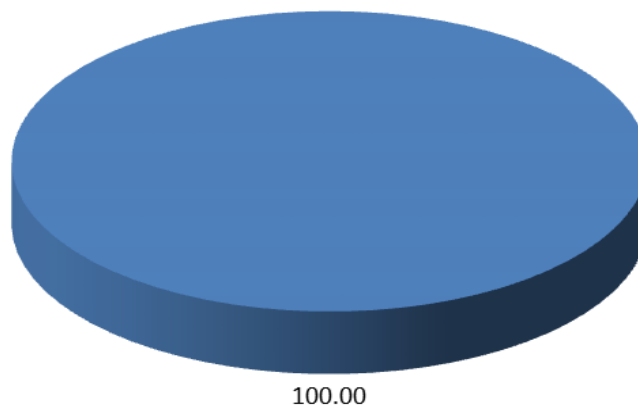
Equity Share Break up (Percentage of Total Equity)

As on: 08.09.2017

| Category | Percentage |
|--|---------------|
| Promoters (Individual/Hindu Undivided Family – Indian) | 100.00 |
| Total | 100.00 |

Share holding pattern

■ Promoters (Individual/Hindu Undivided Family – Indian)



BUSINESS DETAILS

| | | |
|------------------------------|--|--------------------------------------|
| Line of Business : | Manufacturer of Metal forming Machine. (Registered Activity) | |
| Products / Services : | Item Code No. | Products/Services Description |
| | 85151190 | Metal Forming Machines |
| Brand Names : | Not Available | |
| Agencies Held : | Not Available | |
| Exports : | Not Divulged | |
| Imports : | Not Divulged | |
| Terms : | Not Divulged | |

GENERAL INFORMATION

| | | |
|--------------------|--|--------------|
| Suppliers : | Reference : | Not Divulged |
| | Name of the Person : | -- |
| | Contact No.: | -- |
| | Since How Long Known : | -- |
| | Maximum Limit Dealt : | -- |
| | Experience : | -- |
| | Remark: | -- |
| Customers : | <ul style="list-style-type: none"> • Tata Group • Birla Group • BARC • Coach Workshops • Larsen & Toubro • BHEL • Rail Coach Factory • Godrej & Boyce • BEML • Integral Coach Factory • Walchandnagar Group • NTPC • COFMOW • Kirloskar Group • Tungabhadra Steel • CLW • Alfa-Laval • Brahmos Aerospace | |

DISCLAIMER : This Report is **PRIVATE & CONFIDENTIAL** and it is prepared at the request of and for its use by the Subscriber only. The Subscriber shall use the contents of the Report merely as an aid to its business. Mira Inform Private Limited ("MIPL") has collated information/data in the Report, which have not been verified unless otherwise specifically mentioned in the Report. The Subscriber shall independently verify the accuracy and correctness of the information/data before in any way acting upon the same. MIPL shall not be liable for any harm, injury, loss or damage caused to the Subscriber due to default by the Subscriber's debtors/beneficiaries in fulfilling their obligations of any nature whatsoever. This Report or any of its portion shall not be used as a documentary evidence or otherwise before any investigative agencies or forum of law. This Report is confidential and proprietary to MIPL. The Subscriber and/or any other person(s) may not reproduce, publish or disclose any of the contents of the Report to others without the express authorization of MIPL. This Report is prepared and issued to the Subscriber without any risk, responsibility or liability on the part of MIPL or its officials.

| | | |
|---------------------------|---|-----------------------------------|
| | <ul style="list-style-type: none"> • Krupp India • HMT Limited • Elecon • Midhani • GSFC • Thermax • GNFC • Voltas • Indo-Gulf Fertilizer • Crompton Group • Bhilai Steel Plant • R.C.F. Thal Project • E.C.C • Alloy Steel Plant • Toshiba-Jindal • Visakhapatnam Steel Plant • GR Engineering • TISCO • Hindustan Aeronautics Ltd. • L&T E.C.C. • Mukund Iron • ISRO-VSSC • Pipavav Shipyard • Mazagon Dock Ltd. • Reliance Group • Ordnance Factory Project • Inox Group • Anand Engineering • Ship Building Centre-Vizag • GB Engineering • Tool Fab Industries • More than 50 Plate Bending • Machines in Operation in • one Industrial Estate | |
| | Reference : | Not Divulged |
| | Name of the Person : | -- |
| | Contact No.: | -- |
| | Since How Long Known : | -- |
| | Maximum Limit Dealt : | -- |
| | Experience : | -- |
| | Remark: | -- |
| No. of Employees : | Not Divulged | |
| Bankers : | Bank Name | Bank of Baroda |
| | Branch | GIDC, Makarpura Branch, Vadodara, |

DISCLAIMER : This Report is **PRIVATE & CONFIDENTIAL** and it is prepared at the request of and for its use by the Subscriber only. The Subscriber shall use the contents of the Report merely as an aid to its business. Mira Inform Private Limited ("MIPL") has collated information/data in the Report, which have not been verified unless otherwise specifically mentioned in the Report. The Subscriber shall independently verify the accuracy and correctness of the information/data before in any way acting upon the same. MIPL shall not be liable for any harm, injury, loss or damage caused to the Subscriber due to default by the Subscriber's debtors/beneficiaries in fulfilling their obligations of any nature whatsoever. This Report or any of its portion shall not be used as a documentary evidence or otherwise before any investigative agencies or forum of law. This Report is confidential and proprietary to MIPL. The Subscriber and/or any other person(s) may not reproduce, publish or disclose any of the contents of the Report to others without the express authorization of MIPL. This Report is prepared and issued to the Subscriber without any risk, responsibility or liability on the part of MIPL or its officials.

| | | | |
|---------------------|---|--|--|
| | | Gujarat, India | |
| | Person Name (With Designation) | - | |
| | Contact Number | - | |
| | Name of Account Holder | - | |
| | Account Number | - | |
| | Account Since (Date/Year of Account Opening) | - | |
| | Average Balance Maintained (If Possible) | - | |
| | Credit Facilities Enjoyed (If any) | - | |
| | Account Operation | - | |
| | Remarks (If any) | - | |
| Facilities : | SECURED LOAN | 31.03.2017 (INR in Million) | 31.03.2016 (INR in Million) |
| | SHORT TERM BORROWING | | |
| | Cash Credit | 0.000 | 2.496 |
| | Total | 0.000 | 2.496 |

| | |
|--|---|
| Auditors : | |
| Name : | J. R. S. Patel and Company Chartered Accountants |
| Address : | 3rd Floor, TNW Business Center, Above Mcdonald, Old Padra Road, Vadodara - 390007, Gujarat India |
| Tel. No.: | 91-265-2333698/ 2304800 |
| E-Mail : | contact@jrspatel.com |
| Income-tax PAN of auditor or auditor's firm : | AABFJ9954F |
| Memberships : | Not Available |
| Collaborators : | Not Available |
| Associates/Subsidiaries : | Not Available |

CAPITAL STRUCTURE

AS ON: 31.03.2017

Authorised Capital :

| No. of Shares | Type | Value | Amount |
|---------------|------|-------|--------|
| | | | |

DISCLAIMER : This Report is **PRIVATE & CONFIDENTIAL** and it is prepared at the request of and for its use by the Subscriber only. The Subscriber shall use the contents of the Report merely as an aid to its business. Mira Inform Private Limited ("MIPL") has collated information/data in the Report, which have not been verified unless otherwise specifically mentioned in the Report. The Subscriber shall independently verify the accuracy and correctness of the information/data before in any way acting upon the same. MIPL shall not be liable for any harm, injury, loss or damage caused to the Subscriber due to default by the Subscriber's debtors/beneficiaries in fulfilling their obligations of any nature whatsoever. This Report or any of its portion shall not be used as a documentary evidence or otherwise before any investigative agencies or forum of law. This Report is confidential and proprietary to MIPL. The Subscriber and/or any other person(s) may not reproduce, publish or disclose any of the contents of the Report to others without the express authorization of MIPL. This Report is prepared and issued to the Subscriber without any risk, responsibility or liability on the part of MIPL or its officials.

| | | | |
|-----------|---------------|---------------|--------------------|
| 6,500,000 | Equity Shares | INR 10/- each | INR 65.000 Million |
| | | | |

Issued, Subscribed & Paid-up Capital :

| No. of Shares | Type | Value | Amount |
|---------------|---------------|---------------|-------------------|
| 724,750 | Equity Shares | INR 10/- each | INR 7.248 Million |
| | | | |

FINANCIAL DATA
[all figures are INR Million]

ABRIDGED BALANCE SHEET

| SOURCES OF FUNDS | 31.03.2017 | 31.03.2016 | 31.03.2015 |
|---|----------------|----------------|----------------|
| I. EQUITY AND LIABILITIES | | | |
| (1) Shareholders' Funds | | | |
| (a) Share Capital | 7.248 | 7.248 | 7.248 |
| (b) Reserves & Surplus | 513.678 | 460.769 | 491.528 |
| (c) Money received against share warrants | 0.000 | 0.000 | 0.000 |
| (2) Share Application money pending allotment | 0.000 | 0.000 | 0.000 |
| Total Shareholders' Funds (1) + (2) | 520.926 | 468.017 | 498.776 |
| (3) Non-Current Liabilities | | | |
| (a) long-term borrowings | 0.000 | 0.000 | 0.000 |
| (b) Deferred tax liabilities (Net) | 4.612 | 5.144 | 4.601 |
| (c) Other long term liabilities | 20.000 | 20.000 | 20.000 |
| (d) long-term provisions | 0.000 | 0.000 | 0.000 |
| Total Non-current Liabilities (3) | 24.612 | 25.144 | 24.601 |
| (4) Current Liabilities | | | |
| (a) Short term borrowings | 24.000 | 24.796 | 48.383 |
| (b) Trade payables | 1.672 | 2.532 | 1.597 |
| (c) Other current liabilities | 25.631 | 62.576 | 13.203 |
| (d) Short-term provisions | 5.675 | 5.247 | 5.065 |
| Total Current Liabilities (4) | 56.978 | 95.151 | 68.248 |
| TOTAL | 602.516 | 588.312 | 591.625 |
| II. ASSETS | | | |
| (1) Non-current assets | | | |
| (a) Fixed Assets | | | |
| (i) Tangible assets | 51.009 | 57.357 | 52.888 |
| (ii) Intangible Assets | 1.065 | 1.255 | 1.008 |
| (iii) Capital work-in-progress | 0.000 | 0.000 | 5.055 |
| (iv) Intangible assets under development | 0.000 | 0.000 | 0.000 |
| (b) Non-current Investments | 234.356 | 63.150 | 63.150 |
| (c) Deferred tax assets (net) | 0.000 | 0.000 | 0.000 |
| (d) Long-term Loan and Advances | 20.647 | 76.847 | 46.647 |
| (e) Other Non-current assets | 0.000 | 0.000 | 0.000 |
| Total Non-Current Assets | 307.077 | 198.609 | 168.748 |

DISCLAIMER : This Report is **PRIVATE & CONFIDENTIAL** and it is prepared at the request of and for its use by the Subscriber only. The Subscriber shall use the contents of the Report merely as an aid to its business. Mira Inform Private Limited ("MIPL") has collated information/data in the Report, which have not been verified unless otherwise specifically mentioned in the Report. The Subscriber shall independently verify the accuracy and correctness of the information/data before in any way acting upon the same. MIPL shall not be liable for any harm, injury, loss or damage caused to the Subscriber due to default by the Subscriber's debtors/beneficiaries in fulfilling their obligations of any nature whatsoever. This Report or any of its portion shall not be used as a documentary evidence or otherwise before any investigative agencies or forum of law. This Report is confidential and proprietary to MIPL. The Subscriber and/or any other person(s) may not reproduce, publish or disclose any of the contents of the Report to others without the express authorization of MIPL. This Report is prepared and issued to the Subscriber without any risk, responsibility or liability on the part of MIPL or its officials.

| | | | |
|-----------------------------------|----------------|----------------|----------------|
| (2) Current assets | | | |
| (a) Current investments | 0.000 | 0.000 | 0.000 |
| (b) Inventories | 134.201 | 169.386 | 162.745 |
| (c) Trade receivables | 10.972 | 2.917 | 6.389 |
| (d) Cash and cash equivalents | 58.847 | 146.535 | 190.744 |
| (e) Short-term loans and advances | 87.259 | 66.845 | 59.724 |
| (f) Other current assets | 4.160 | 4.020 | 3.275 |
| Total Current Assets | 295.439 | 389.703 | 422.877 |
| | | | |
| TOTAL | 602.516 | 588.312 | 591.625 |

PROFIT & LOSS ACCOUNT

| | PARTICULARS | 31.03.2017 | 31.03.2016 | 31.03.2015 |
|-------------|---|-------------------|-------------------|-------------------|
| | SALES | | | |
| | Income | 170.984 | 127.551 | 179.379 |
| | Other Income | 34.082 | 27.510 | 30.167 |
| | TOTAL | 205.066 | 155.061 | 209.546 |
| | | | | |
| Less | EXPENSES | | | |
| | Cost of Materials Consumed | 29.779 | 44.149 | 70.770 |
| | Manufacturing and operating Expenses | 6.416 | 10.090 | 9.967 |
| | Changes in inventories of finished goods, work-in-progress and Stock-in-Trade | 34.485 | (10.330) | (11.176) |
| | Employees benefits expense | 31.725 | 34.543 | 32.519 |
| | Other expenses | 10.722 | 11.112 | 13.844 |
| | TOTAL | 113.127 | 89.564 | 115.924 |
| | | | | |
| | PROFIT/ (LOSS) BEFORE INTEREST, TAX, DEPRECIATION AND AMORTISATION | 91.939 | 65.497 | 93.622 |
| | | | | |
| Less | FINANCIAL EXPENSES | 2.076 | 2.938 | 3.013 |
| | | | | |
| | PROFIT / (LOSS) BEFORE TAX, DEPRECIATION AND AMORTISATION | 89.863 | 62.559 | 90.609 |
| | | | | |
| Less | DEPRECIATION/ AMORTISATION | 4.651 | 5.135 | 5.450 |
| | | | | |
| | PROFIT/ (LOSS) BEFORE TAX | 85.212 | 57.424 | 85.159 |
| | | | | |
| Less | TAX | 23.580 | 18.400 | 26.917 |
| | | | | |
| | PROFIT/ (LOSS) AFTER TAX | 61.632 | 39.024 | 58.242 |
| | | | | |
| Add | PREVIOUS YEARS' BALANCE BROUGHT FORWARD | 345.155 | 375.914 | 352.418 |

DISCLAIMER : This Report is **PRIVATE & CONFIDENTIAL** and it is prepared at the request of and for its use by the Subscriber only. The Subscriber shall use the contents of the Report merely as an aid to its business. Mira Inform Private Limited ("MIPL") has collated information/data in the Report, which have not been verified unless otherwise specifically mentioned in the Report. The Subscriber shall independently verify the accuracy and correctness of the information/data before in any way acting upon the same. MIPL shall not be liable for any harm, injury, loss or damage caused to the Subscriber due to default by the Subscriber's debtors/beneficiaries in fulfilling their obligations of any nature whatsoever. This Report or any of its portion shall not be used as a documentary evidence or otherwise before any investigative agencies or forum of law. This Report is confidential and proprietary to MIPL. The Subscriber and/or any other person(s) may not reproduce, publish or disclose any of the contents of the Report to others without the express authorization of MIPL. This Report is prepared and issued to the Subscriber without any risk, responsibility or liability on the part of MIPL or its officials.

| | | | | |
|-------------|--|----------------|----------------|----------------|
| Add | Earlier year excess proposed dividend and dividend distribution tax (L) | 0.000 | 0.000 | (0.829) |
| Less | APPROPRIATIONS | | | |
| | Dividend | 7.248 | 57.980 | 28.990 |
| | Tax on Dividend | 1.475 | 11.803 | 4.927 |
| | Total (M) | 8.723 | 69.783 | 33.917 |
| | Balance Carried to the B/S | 398.064 | 345.155 | 375.914 |
| | EARNINGS IN FOREIGN CURRENCY | | | |
| | F.O.B. Value of Exports | 21.786 | 25.683 | 28.583 |
| | Services | 0.000 | 0.000 | 0.090 |
| | TOTAL EARNINGS | 21.786 | 25.683 | 28.673 |
| | Earnings / (Loss) Per Share (INR) | 85.04 | 53.85 | 80.36 |

CURRENT MATURITIES OF LONG TERM DEBT DETAILS

| Particulars | 31.03.2017 | 31.03.2016 | 31.03.2015 |
|--|------------|------------|------------|
| Current Maturities of Long term debt | NA | NA | NA |
| Cash generated from operations | 46.481 | 86.365 | 54.328 |
| Net cash flows from (used in) operations | NA | NA | NA |
| Net cash flows from (used in) operating activity | 23.906 | 68.052 | 26.116 |

KEY RATIOS

EFFICIENCY RATIOS

| PARTICULARS | 31.03.2017 | 31.03.2016 | 31.03.2015 |
|---|------------|------------|------------|
| Average Collection Days (Sundry Debtors / Income * 365 Days) | 23.42 | 8.35 | 13.00 |
| Account Receivables Turnover (Income / Sundry Debtors) | 15.58 | 43.73 | 28.08 |
| Average Payment Days (Sundry Creditors / Purchases * 365 Days) | 20.49 | 20.93 | 8.24 |
| Inventory Turnover (Operating Income / Inventories) | 0.69 | 0.39 | 0.58 |

DISCLAIMER : This Report is **PRIVATE & CONFIDENTIAL** and it is prepared at the request of and for its use by the Subscriber only. The Subscriber shall use the contents of the Report merely as an aid to its business. Mira Inform Private Limited ("MIPL") has collated information/data in the Report, which have not been verified unless otherwise specifically mentioned in the Report. The Subscriber shall independently verify the accuracy and correctness of the information/data before in any way acting upon the same. MIPL shall not be liable for any harm, injury, loss or damage caused to the Subscriber due to default by the Subscriber's debtors/beneficiaries in fulfilling their obligations of any nature whatsoever. This Report or any of its portion shall not be used as a documentary evidence or otherwise before any investigative agencies or forum of law. This Report is confidential and proprietary to MIPL. The Subscriber and/or any other person(s) may not reproduce, publish or disclose any of the contents of the Report to others without the express authorization of MIPL. This Report is prepared and issued to the Subscriber without any risk, responsibility or liability on the part of MIPL or its officials.

| | | | |
|---|------|------|------|
| Asset Turnover (Operating Income / Net Fixed Assets) | 1.77 | 1.12 | 1.59 |
|---|------|------|------|

LEVERAGE RATIOS

| PARTICULARS | 31.03.2017 | 31.03.2016 | 31.03.2015 |
|--|------------|------------|------------|
| Debt Ratio ((Borrowing + Current Liabilities) / Total Assets) | 0.09 | 0.16 | 0.12 |
| Debt Equity Ratio (Total Liability / Networth) | 0.05 | 0.05 | 0.10 |
| Current Liabilities to Networth (Current Liabilities / Net Worth) | 0.11 | 0.20 | 0.14 |
| Fixed Assets to Networth (Net Fixed Assets / Networth) | 0.10 | 0.13 | 0.12 |
| Interest Coverage Ratio (PBIT / Financial Charges) | 44.29 | 22.29 | 31.07 |

PROFITABILITY RATIOS

| PARTICULARS | | 31.03.2017 | 31.03.2016 | 31.03.2015 |
|--|---|------------|------------|------------|
| Net Profit Margin ((PAT / Sales) * 100) | % | 36.05 | 30.59 | 32.47 |
| Return on Total Assets ((PAT / Total Assets) * 100) | % | 10.23 | 6.63 | 9.84 |
| Return on Investment (ROI) ((PAT / Networth) * 100) | % | 11.83 | 8.34 | 11.68 |

SOLVENCY RATIOS

| PARTICULARS | 31.03.2017 | 31.03.2016 | 31.03.2015 |
|---|------------|------------|------------|
| Current Ratio (Current Assets / Current Liabilities) | 5.19 | 4.10 | 6.20 |
| Quick Ratio ((Current Assets – Inventories) / Current Liabilities) | 2.83 | 2.32 | 3.81 |
| G-Score Ratio Financial (Networth / Total Assets) | 0.86 | 0.80 | 0.84 |

DISCLAIMER : This Report is **PRIVATE & CONFIDENTIAL** and it is prepared at the request of and for its use by the Subscriber only. The Subscriber shall use the contents of the Report merely as an aid to its business. Mira Inform Private Limited ("MIPL") has collated information/data in the Report, which have not been verified unless otherwise specifically mentioned in the Report. The Subscriber shall independently verify the accuracy and correctness of the information/data before in any way acting upon the same. MIPL shall not be liable for any harm, injury, loss or damage caused to the Subscriber due to default by the Subscriber's debtors/beneficiaries in fulfilling their obligations of any nature whatsoever. This Report or any of its portion shall not be used as a documentary evidence or otherwise before any investigative agencies or forum of law. This Report is confidential and proprietary to MIPL. The Subscriber and/or any other person(s) may not reproduce, publish or disclose any of the contents of the Report to others without the express authorization of MIPL. This Report is prepared and issued to the Subscriber without any risk, responsibility or liability on the part of MIPL or its officials.

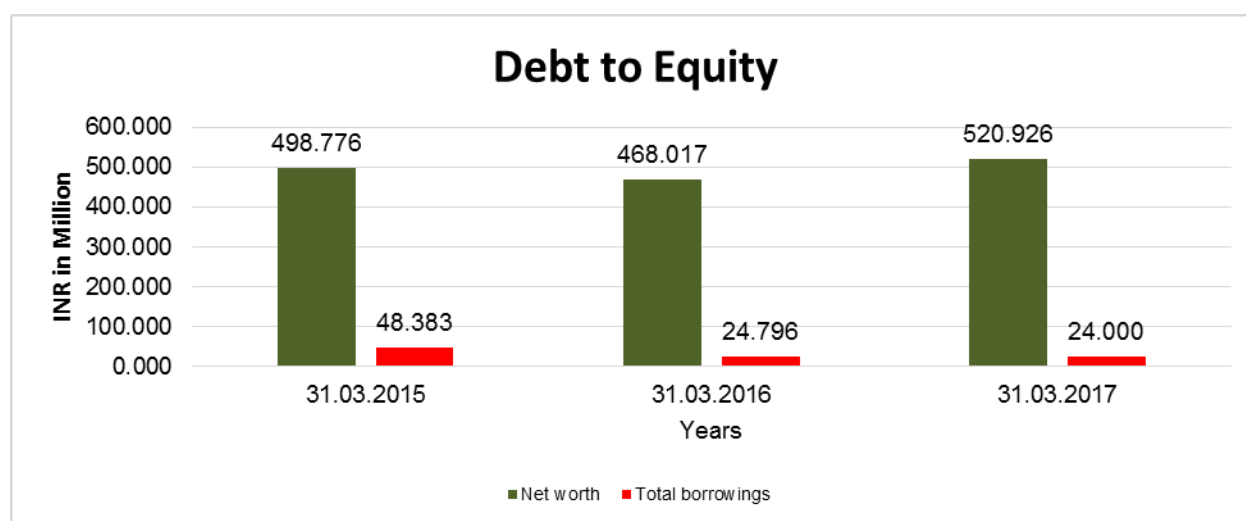
| | | | |
|---|------|------|------|
| G-Score Ratio Debt (Debts / Equity Capital) | 3.31 | 3.42 | 6.68 |
| G-Score Ratio Liquidity (Total Current Assets / Total Current Liabilities) | 5.19 | 4.10 | 6.20 |

Total Liability = Short-term Debt + Long-term Debt + Current Maturities of Long-term debts

FINANCIAL ANALYSIS
[all figures are in INR Million]

DEBT EQUITY RATIO

| Particular | 31.03.2015 | 31.03.2016 | 31.03.2017 |
|--------------------------|----------------|----------------|----------------|
| | INR In Million | INR In Million | INR In Million |
| Share Capital | 7.248 | 7.248 | 7.248 |
| Reserves & Surplus | 491.528 | 460.769 | 513.678 |
| Net worth | 498.776 | 468.017 | 520.926 |
| long-term borrowings | 0.000 | 0.000 | 0.000 |
| Short term borrowings | 48.383 | 24.796 | 24.000 |
| Total borrowings | 48.383 | 24.796 | 24.000 |
| Debt/Equity ratio | 0.097 | 0.053 | 0.046 |

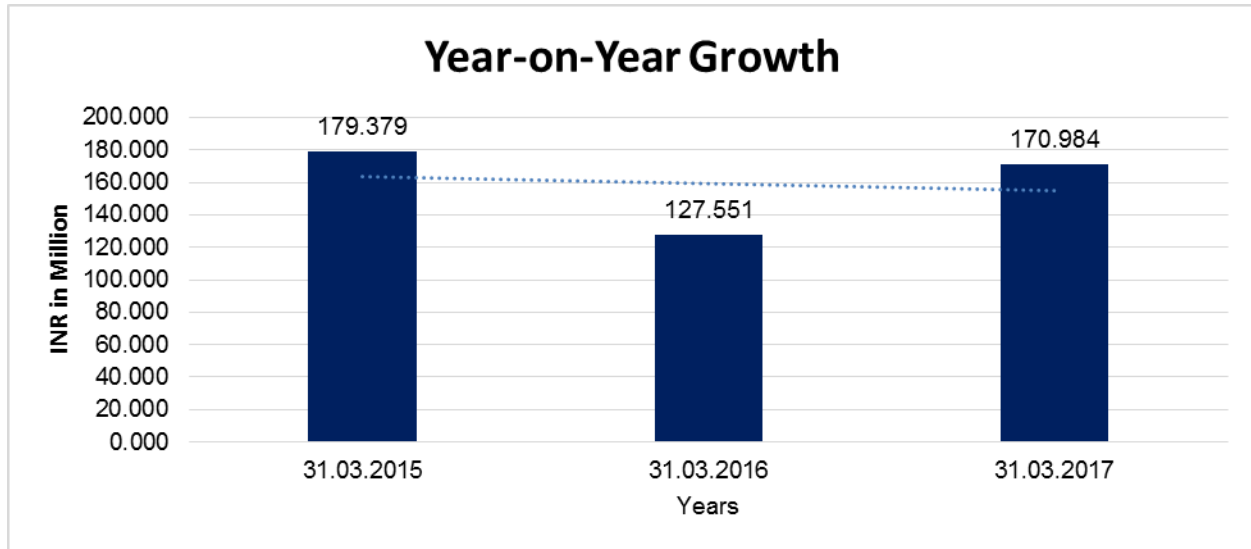


YEAR-ON-YEAR GROWTH

| Year on Year Growth | 31.03.2015 | 31.03.2016 | 31.03.2017 |
|---------------------|----------------|----------------|----------------|
| | INR In Million | INR In Million | INR In Million |

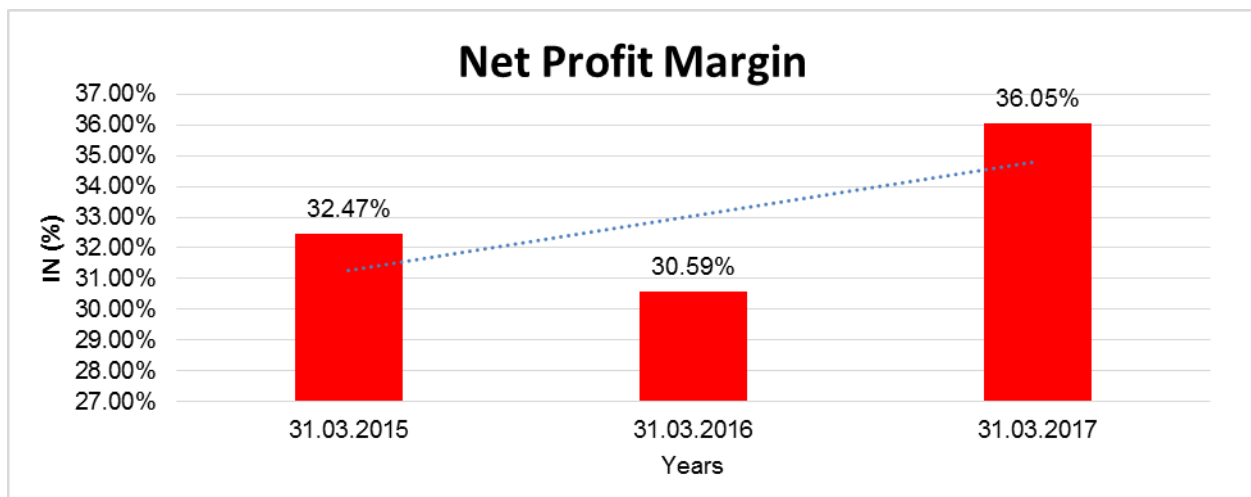
DISCLAIMER : This Report is **PRIVATE & CONFIDENTIAL** and it is prepared at the request of and for its use by the Subscriber only. The Subscriber shall use the contents of the Report merely as an aid to its business. Mira Inform Private Limited ("MIPL") has collated information/data in the Report, which have not been verified unless otherwise specifically mentioned in the Report. The Subscriber shall independently verify the accuracy and correctness of the information/data before in any way acting upon the same. MIPL shall not be liable for any harm, injury, loss or damage caused to the Subscriber due to default by the Subscriber's debtors/beneficiaries in fulfilling their obligations of any nature whatsoever. This Report or any of its portion shall not be used as a documentary evidence or otherwise before any investigative agencies or forum of law. This Report is confidential and proprietary to MIPL. The Subscriber and/or any other person(s) may not reproduce, publish or disclose any of the contents of the Report to others without the express authorization of MIPL. This Report is prepared and issued to the Subscriber without any risk, responsibility or liability on the part of MIPL or its officials.

| | | | |
|-------|---------|-----------------|---------------|
| Sales | 179.379 | 127.551 | 170.984 |
| | | (28.893) | 34.051 |



NET PROFIT MARGIN

| Net Profit Margin | 31.03.2015 | 31.03.2016 | 31.03.2017 |
|-------------------|----------------|----------------|----------------|
| | INR In Million | INR In Million | INR In Million |
| Sales | 179.379 | 127.551 | 170.984 |
| Profit /(Loss) | 58.242 | 39.024 | 61.632 |
| | 32.47% | 30.59% | 36.05% |



LOCAL AGENCY FURTHER INFORMATION

| Sr. No. | Check list by info agents | Available in Report (Yes/No) |
|---------|---|------------------------------|
| 1 | Year of establishment | Yes |
| 2 | Constitution of the entity -Incorporation details | Yes |
| 3 | Locality of the entity | Yes |
| 4 | Premises details | No |
| 5 | Buyer visit details | -- |
| 6 | Contact numbers | Yes |
| 7 | Name of the person contacted | Yes |
| 8 | Designation of contact person | Yes |
| 9 | Promoter's background | Yes |
| 10 | Date of Birth of Proprietor / Partners / Directors | Yes |
| 11 | Pan Card No. of Proprietor / Partners | No |
| 12 | Voter Id Card No. of Proprietor / Partners | No |
| 13 | Type of business | Yes |
| 14 | Line of Business | Yes |
| 15 | Export/import details (if applicable) | No |
| 16 | No. of employees | No |
| 17 | Details of sister concerns | No |
| 18 | Major suppliers | No |
| 19 | Major customers | No |
| 20 | Banking Details | Yes |
| 21 | Banking facility details | Yes |
| 22 | Conduct of the banking account | -- |
| 23 | Financials, if provided | Yes |
| 24 | Capital in the business | Yes |
| 25 | Last accounts filed at ROC, if applicable | Yes |
| 26 | Turnover of firm for last three years | Yes |
| 27 | Reasons for variation <> 20% | -- |
| 28 | Estimation for coming financial year | No |
| 29 | Profitability for last three years | Yes |
| 30 | Major shareholders, if available | Yes |
| 31 | External Agency Rating, if available | No |
| 32 | Litigations that the firm/promoter involved in | -- |
| 33 | Market information | -- |
| 34 | Payments terms | No |
| 35 | Negative Reporting by Auditors in the Annual Report | No |

NOTE: Registered office of the company has been shifted from 908, GIDC Makarpura, Industrial Estate, Baroda – 390010, Gujarat, India to the present address w.e.f. 14.08.2008.

DISCLAIMER : This Report is **PRIVATE & CONFIDENTIAL** and it is prepared at the request of and for its use by the Subscriber only. The Subscriber shall use the contents of the Report merely as an aid to its business. Mira Inform Private Limited ("MIPL") has collated information/data in the Report, which have not been verified unless otherwise specifically mentioned in the Report. The Subscriber shall independently verify the accuracy and correctness of the information/data before in any way acting upon the same. MIPL shall not be liable for any harm, injury, loss or damage caused to the Subscriber due to default by the Subscriber's debtors/beneficiaries in fulfilling their obligations of any nature whatsoever. This Report or any of its portion shall not be used as a documentary evidence or otherwise before any investigative agencies or forum of law. This Report is confidential and proprietary to MIPL. The Subscriber and/or any other person(s) may not reproduce, publish or disclose any of the contents of the Report to others without the express authorization of MIPL. This Report is prepared and issued to the Subscriber without any risk, responsibility or liability on the part of MIPL or its officials.

STATE OF THE COMPANY'S AFFAIRS:

The turnover and other income of the Company during the year increased to INR 205.066 million as compared to INR 155.061 million in the previous year. The Profit Before Tax for the year stood at INR 85.213 million as against INR 57.424 million in the previous year. The net profit for the year stood at INR 61.632 million as against INR 39.024 million reported in the previous year. Net worth is INR 520.926 million as at the end of the year as compared to INR 468.017 million at the end of the last year.

CONTINGENT LIABILITIES:

| PARTICULARS | 31.03.2017 (INR in Million) | 31.03.2016 (INR in Million) |
|-----------------------------|--------------------------------|--------------------------------|
| Guarantee given by the Bank | 14.608 | 12.392 |
| Direct Tax Demand Disputed | 3.603 | 3.825 |

UNSECURED LOANS

| Particulars | 31.03.2017 (INR in Million) | 31.03.2016 (INR in Million) |
|--|--------------------------------|--------------------------------|
| SHORT TERM BORROWING | | |
| Loans and advances from shareholders and directors | 24.000 | 22.300 |
| Total | 24.000 | 22.300 |

INDEX OF CHARGES

| SN o | SRN | Charge Id | Charge Holder Name | Date of Creation | Date of Modification | Date of Satisfaction | Amount | Address |
|------|---------------|--------------|--------------------|------------------|----------------------|----------------------|------------|--|
| 1 | Y101891 64 | 900994 72 | BANK OF BARODA | 01/02/200 2 | - | - | 4300000.0 | PADMAVA TI CHUGUN BRANCHB ARODAGJI N |
| 2 | Y101809 34 | 900943 34 | BANK OF BAROA | 10/10/199 5 | - | - | 27000000.0 | PADMAVA TIDEVI CHAUGAN BRANCHB ARODAGJI N |
| 3 | Y101814 06 | 900948 06 | BANK OF BAROA | 28/09/199 4 | 28/09/19 94 | - | 16000000.0 | PADMAVA TIDEVI CHAUGAN BRANCHB ARODAGJI |

DISCLAIMER : This Report is **PRIVATE & CONFIDENTIAL** and it is prepared at the request of and for its use by the Subscriber only. The Subscriber shall use the contents of the Report merely as an aid to its business. Mira Inform Private Limited ("MIPL") has collated information/data in the Report, which have not been verified unless otherwise specifically mentioned in the Report. The Subscriber shall independently verify the accuracy and correctness of the information/data before in any way acting upon the same. MIPL shall not be liable for any harm, injury, loss or damage caused to the Subscriber due to default by the Subscriber's debtors/beneficiaries in fulfilling their obligations of any nature whatsoever. This Report or any of its portion shall not be used as a documentary evidence or otherwise before any investigative agencies or forum of law. This Report is confidential and proprietary to MIPL. The Subscriber and/or any other person(s) may not reproduce, publish or disclose any of the contents of the Report to others without the express authorization of MIPL. This Report is prepared and issued to the Subscriber without any risk, responsibility or liability on the part of MIPL or its officials.

| | | | | | | | | |
|----|---------------|--------------|-------------------|----------------|----------------|----------------|------------|--|
| | | | | | | | | N |
| 4 | Y101812 13 | 900946 13 | BANK OF BAROA | 07/03/199 0 | 28/09/19 94 | - | 5000000.0 | PADMAVA TIDEVI CHAUGAN BRANCHB ARODAGJI N |
| 5 | Y101811 35 | 900945 35 | BANK OF BAROA | 03/02/198 4 | 14/03/19 87 | - | 31720000.0 | PADMAVA TIDEVI CHAUGAN BRANCHB ARODAGJI N |
| 6 | Y101811 27 | 900945 27 | BANK OF BAROA | 02/08/198 2 | 01/06/19 85 | - | 17040000.0 | PADMAVA TIDEVI CHAUGAN BRANCHB ARODAGJI N |
| 7 | Y101811 68 | 900945 68 | BANK OF BARODA | 26/08/198 7 | 24/11/19 88 | 10/10/1 995 | 1025000.0 | PADMAVA TIDEVI CHAUGAN BRANCHB ARODAGJ 390001IN |
| 8 | Y101811 26 | 900945 26 | BANK OF BARODA | 15/07/198 2 | 24/11/19 88 | 10/10/1 995 | 1050000.0 | PADMAVA TIDEVI CHAUGAN BRANCHB ARODAGJ 390001IN |
| 9 | Y101812 47 | 900946 47 | BANK OF BAROA | 16/05/199 1 | - | 27/08/1 991 | 1250000.0 | PADMAVA TIDEVI CHAUGAN BRANCHB ARODAGJ 395001IN |
| 10 | Y101811 56 | 900945 56 | BANK OF BAROA | 07/06/198 6 | 07/03/19 90 | 09/05/1 990 | 495000.0 | PADMAVA TIDEVI CHAUGAN BRANCHB ARODAGJ 390001IN |

FIXED ASSETS

- Leasehold Land
- Freehold Land

DISCLAIMER : This Report is **PRIVATE & CONFIDENTIAL** and it is prepared at the request of and for its use by the Subscriber only. The Subscriber shall use the contents of the Report merely as an aid to its business. Mira Inform Private Limited ("MIPL") has collated information/data in the Report, which have not been verified unless otherwise specifically mentioned in the Report. The Subscriber shall independently verify the accuracy and correctness of the information/data before in any way acting upon the same. MIPL shall not be liable for any harm, injury, loss or damage caused to the Subscriber due to default by the Subscriber's debtors/beneficiaries in fulfilling their obligations of any nature whatsoever. This Report or any of its portion shall not be used as a documentary evidence or otherwise before any investigative agencies or forum of law. This Report is confidential and proprietary to MIPL. The Subscriber and/or any other person(s) may not reproduce, publish or disclose any of the contents of the Report to others without the express authorization of MIPL. This Report is prepared and issued to the Subscriber without any risk, responsibility or liability on the part of MIPL or its officials.

- Factory Building
- R and D Building
- Flats Makarpura
- Plant and Machinery
- Electrical Installation
- Vehicles
- Office Equipments
- Furniture

Intangible Assets

- Computer Software
- Goodwill

CMT REPORT (Corruption, Money Laundering & Terrorism)

The Public Notice information has been collected from various sources including but not limited to: **The Courts, India Prisons Service, Interpol, etc.**

1] INFORMATION ON DESIGNATED PARTY

No records exist designating subject or any of its beneficial owners, controlling shareholders or senior officers as terrorist or terrorist organization or whom notice had been received that all financial transactions involving their assets have been blocked or convicted, found guilty or against whom a judgement or order had been entered in a proceedings for violating money-laundering, anti-corruption or bribery or international economic or anti-terrorism sanction laws or whose assets were seized, blocked, frozen or ordered forfeited for violation of money laundering or international anti-terrorism laws.

2] Court Declaration :

No records exist to suggest that subject is or was the subject of any formal or informal allegations, prosecutions or other official proceeding for making any prohibited payments or other improper payments to government officials for engaging in prohibited transactions or with designated parties.

3] Asset Declaration :

No records exist to suggest that the property or assets of the subject are derived from criminal conduct or a prohibited transaction.

4] Record on Financial Crime :

Charges or conviction registered against subject: **None**

5] Records on Violation of Anti-Corruption Laws :

Charges or investigation registered against subject: **None**

6] Records on Int'l Anti-Money Laundering Laws/Standards :

Charges or investigation registered against subject: **None**

7] Criminal Records

No available information exist that suggest that subject or any of its principals have been formally charged or convicted by a competent governmental authority for any financial crime or under any formal investigation by a competent government authority for any violation of anti-corruption laws or international anti-money laundering laws or standard.

8] Affiliation with Government :

No record exists to suggest that any director or indirect owners, controlling shareholders, director, officer or employee of the company is a government official or a family member or close business associate of a Government official.

9] Compensation Package :

Our market survey revealed that the amount of compensation sought by the subject is fair and reasonable and comparable to compensation paid to others for similar services.

10] Press Report :

No press reports / filings exists on the subject.

CORPORATE GOVERNANCE

MIRA INFORM as part of its Due Diligence do provide comments on Corporate Governance to identify management and governance. These factors often have been predictive and in some cases have created vulnerabilities to credit deterioration.

Our Governance Assessment focuses principally on the interactions between a company's management, its Board of Directors, Shareholders and other financial stakeholders.

CONTRAVENTION

Subject is not known to have contravened any existing local laws, regulations or policies that prohibit, restrict or otherwise affect the terms and conditions that could be included in the agreement with the subject.

FOREIGN EXCHANGE RATES

| Currency | Unit | INR |
|-----------|------|-----------|
| US Dollar | 1 | INR 68.05 |
| UK Pound | 1 | INR 90.30 |
| Euro | 1 | INR 80.54 |

INFORMATION DETAILS

| | |
|----------------------------------|-----|
| Information Gathered by : | TJL |
| Analysis Done by : | VVK |
| Report Prepared by : | MTN |

SCORE FACTORS

| | | |
|-----------------------------|--------|-----|
| DEMERIT POINTS | | |
| --BANK CHARGES | YES/NO | YES |
| --LITIGATION | YES/NO | NO |
| --OTHER ADVERSE INFORMATION | YES/NO | NO |
| MERIT POINTS | | |
| --SOLE DISTRIBUTORSHIP | YES/NO | NO |
| --EXPORT ACTIVITIES | YES/NO | NO |
| --AFFILIATION | YES/NO | NO |
| --LISTED | YES/NO | NO |
| --OTHER MERIT FACTORS | YES/NO | YES |

RATING EXPLANATIONS

| Credit Rating | Explanation | Rating Comments |
|---------------|------------------|--|
| A++ | Minimum Risk | Business dealings permissible with minimum risk of default |
| A+ | Low Risk | Business dealings permissible with low risk of default |
| A | Acceptable Risk | Business dealings permissible with moderate risk of default |
| B | Medium Risk | Business dealings permissible on a regular monitoring basis |
| C | Medium High Risk | Business dealings permissible preferably on secured basis |
| D | High Risk | Business dealing not recommended or on secured terms only |
| NB | New Business | No recommendation can be done due to business in infancy stage |
| NT | No Trace | No recommendation can be done as the business is not traceable |

NB is stated where there is insufficient information to facilitate rating. However, it is not to be considered as unfavourable.

This score serves as a reference to assess SC's credit risk and to set the amount of credit to be extended. It is calculated from a composite of weighted scores obtained from each of the major sections of this report. The assessed factors are as follows:

- Financial condition covering various ratios
- Company background and operations size
- Promoters / Management background
- Payment record
- Litigation against the subject
- Industry scenario / competitor analysis
- Supplier / Customer / Banker review (wherever available)

DISCLAIMER : This Report is **PRIVATE & CONFIDENTIAL** and it is prepared at the request of and for its use by the Subscriber only. The Subscriber shall use the contents of the Report merely as an aid to its business. Mira Inform Private Limited ("MIPL") has collated information/data in the Report, which have not been verified unless otherwise specifically mentioned in the Report. The Subscriber shall independently verify the accuracy and correctness of the information/data before in any way acting upon the same. MIPL shall not be liable for any harm, injury, loss or damage caused to the Subscriber due to default by the Subscriber's debtors/beneficiaries in fulfilling their obligations of any nature whatsoever. This Report or any of its portion shall not be used as a documentary evidence or otherwise before any investigative agencies or forum of law. This Report is confidential and proprietary to MIPL. The Subscriber and/or any other person(s) may not reproduce, publish or disclose any of the contents of the Report to others without the express authorization of MIPL. This Report is prepared and issued to the Subscriber without any risk, responsibility or liability on the part of MIPL or its officials.