

MIRA INFORM REPORT

| | |
|----------------------|------------|
| Report No. : | 524178 |
| Report Date : | 10.08.2018 |

IDENTIFICATION DETAILS

| | |
|---|---|
| Name : | MEHTA FLEX LLP |
| Formerly known as: | MEHTA FLAX PRIVATE LIMITED (w.e.f. December 2000) MEHTA FLEX PRIVATE LIMITED |
| Registered Office : | B-48, New Empire Industrial Estate, Kondivita Road, Andheri (East), Mumbai – 400059, Maharashtra |
| Tel. No.: | 91-22-28366208 |
| Country : | India |
| Financials (as on) : | 31.03.2017 (MEHTA FLEX LLP) 31.03.2016 (MEHTA FLEX PRIVATE LIMITED) |
| Date of Establishment : | 17.08.2016 |
| Obligation of contribution: | INR 4.740 Million |
| LLPIN : | AAH-1643 |
| IEC No.: [Import-Export Code No.] | 0300009500 |
| GSTN : [Goods & Service Tax Registration No.] | 27AABCM8800G1ZL (MEHTA FLEX PRIVATE LIMITED) 25ABDFM5196P1ZL (MEHTA FLEX LLP) |
| PAN No.: [Permanent Account No.] | ABDFM5196P (MEHTA FLEX LLP) AABCM8800G (MEHTA FLEX PRIVATE LIMITED) |
| Legal Form : | Limited Liability Partnership |
| Line of Business : | <ul style="list-style-type: none"> • Manufacture of furniture items. • Manufacturing of Co-Extruded Flexible films. (Registered Activity) |
| No. of Employees : | Information denied by the management |

RATING & COMMENTS

(Mira Inform has adopted New Rating mechanism w.e.f. 23rd January 2017)

| | |
|------------------------|----------|
| MIRA's Rating : | A |
|------------------------|----------|

| Credit Rating | Explanation | Rating Comments |
|----------------------|--------------------|---|
| A | Acceptable Risk | Business dealings permissible with moderate risk of default |

| | |
|-------------------------------|---|
| Maximum Credit Limit : | USD 2200000 |
| Status : | Good |
| Payment Behaviour : | Regular |
| Litigation : | Clear |
| Comments : | <p>Subject was incorporated in the year 1999 as a private limited with the name of "Mehta Flax Private Limited" and in December 2000 its name changed to "Mehta Flex Private Limited". Later in August 2016 it has been converted in to LLP with the name of "Mehta Flex LLP".</p> <p>It is a manufacture of furniture items and co-extruded flexible films.</p> <p>As per the financials of March 2017, the firm has achieved healthy revenue from its operations and reported fair profit margin of 7.31%.</p> <p>Rating takes into consideration the firm's established track record of business operations marked by sound capital base along with low solvency indicators and good liquidity position.</p> <p>Payments seems to be regular.</p> <p>In view of aforesaid, the firm can be considered for business dealings at usual trade terms and conditions.</p> |

NOTES :

Any query related to this report can be made on e-mail : infodept@mirainform.com while quoting report number, name and date.

ECGC Country Risk Classification List

| Country Name | Previous Rating (31.12.2017) | Current Rating (01.04.2018) |
|---------------------|---|--|
| India | A1 | A1 |

| Risk Category | ECGC Classification |
|----------------------|----------------------------|
| Insignificant | A1 |

DISCLAIMER : This Report is **PRIVATE & CONFIDENTIAL** and it is prepared at the request of and for its use by the Subscriber only. The Subscriber shall use the contents of the Report merely as an aid to its business. Mira Inform Private Limited ("MIPL") has collated information/data in the Report, which have not been verified unless otherwise specifically mentioned in the Report. The Subscriber shall independently verify the accuracy and correctness of the information/data before in any way acting upon the same. MIPL shall not be liable for any harm, injury, loss or damage caused to the Subscriber due to default by the Subscriber's debtors/beneficiaries in fulfilling their obligations of any nature whatsoever. This Report or any of its portion shall not be used as a documentary evidence or otherwise before any investigative agencies or forum of law. This Report is confidential and proprietary to MIPL. The Subscriber and/or any other person(s) may not reproduce, publish or disclose any of the contents of the Report to others without the express authorization of MIPL. This Report is prepared and issued to the Subscriber without any risk, responsibility or liability on the part of MIPL or its officials.

MEHTA FLEX LLP - 524178

PAGE NO. : 3

| | |
|----------------------|----|
| Low Risk | A2 |
| Moderately Low Risk | B1 |
| Moderate Risk | B2 |
| Moderately High Risk | C1 |
| High Risk | C2 |
| Very High Risk | D |

EXTERNAL AGENCY RATING

| | |
|---------------------------|---------------|
| Rating Agency Name | Not Available |
| Rating | Not Available |
| Rating Explanation | Not Available |
| Date | Not Available |

RBI DEFAULTERS' LIST STATUS

Subject's name is not enlisted as a defaulter in the publicly available RBI Defaulters' list.

EPF (Employee Provident Fund) DEFAULTERS' LIST STATUS

Subject's name is not enlisted as a defaulter in the publicly available EPF (Employee Provident Fund) Defaulters' list as of 31-03-2018.

BIFR (Board for Industrial & Financial Reconstruction) LISTING STATUS

Subject's name is not listed as a Sick Unit in the publicly available BIFR (Board for Industrial & Financial Reconstruction) list as of 10.08.2018

IBBI (Insolvency and Bankruptcy Board of India) LISTING STATUS

Subject's name is not listed in the publicly available IBBI (Insolvency and Bankruptcy Board of India) list as of report date.

INFORMATION DENIED BY

| | |
|----------------------|-----------------------|
| Name : | Mr. Preamsingh Panwar |
| Designation : | General Manager |
| Contact No.: | 91-9099002703 |
| Date : | 07.08.2018 |

Management non-cooperative (Tel No.:91-22-28366208)

LOCATIONS

DISCLAIMER : This Report is **PRIVATE & CONFIDENTIAL** and it is prepared at the request of and for its use by the Subscriber only. The Subscriber shall use the contents of the Report merely as an aid to its business. Mira Inform Private Limited ("MIPL") has collated information/data in the Report, which have not been verified unless otherwise specifically mentioned in the Report. The Subscriber shall independently verify the accuracy and correctness of the information/data before in any way acting upon the same. MIPL shall not be liable for any harm, injury, loss or damage caused to the Subscriber due to default by the Subscriber's debtors/beneficiaries in fulfilling their obligations of any nature whatsoever. This Report or any of its portion shall not be used as a documentary evidence or otherwise before any investigative agencies or forum of law. This Report is confidential and proprietary to MIPL. The Subscriber and/or any other person(s) may not reproduce, publish or disclose any of the contents of the Report to others without the express authorization of MIPL. This Report is prepared and issued to the Subscriber without any risk, responsibility or liability on the part of MIPL or its officials.

| | |
|----------------------------|--|
| Registered Office : | B-48, New Empire Industrial Estate, Kondivita Road, Andheri (East), Mumbai – 400059, Maharashtra, India |
| Tel. No.: | 91-22-28366208 |
| Fax No.: | 91-22-28365901 |
| E-Mail : | flexfilm@vsnl.com customer@abcmfilms.com |
| Website : | www.abcmfilms.com |
| Factory : | Survey No. 65/3-D, Village Ringanwada, Daman – 396210, Daman and Diu, India |

PARTNERS

| | | | |
|------------------------------|---|-------------------|-----------------|
| Name : | Mr. Vijay Nagraj Mehta | | |
| Designation : | Designated Partner | | |
| Address : | 402, Bharat Apartment, C D Barfiwala Road, Andheri (West), Mumbai – 400058, Maharashtra, India | | |
| Date of Birth/Age : | 06.06.1964 | | |
| PAN No: | AACPM3735C | | |
| Date of Appointment : | 17.08.2016 | | |
| DPIN No.: | 00898178 | | |
| Other Directorship: | | | |
| CIN/FCRN | Company Name | Begin Date | End Date |
| U24294MH1986PTC039433 | BARRIER FILMS PRIVATE LTD | 06/04/1990 | - |
| U25202MH1999PTC121864 | MEHTA FLEX PRIVATE LIMITED | 21/09/1999 | - |
| U25209MH1984NPL032701 | ORGANIZATION OF PLASTICS PROCESSORS OF INDIA | 17/07/2012 | - |
| LLPIN/FLLPIN | LLP Name | Begin Date | End Date |
| AAH-0809 | BARRIER FILMS LLP | 03/08/2016 | - |
| Name : | Mr. Ranjit Nagraj Mehta | | |
| Designation : | Designated Partner | | |
| Address : | 205/B, Natasha Garden, 2nd Floor, N. Dutta Marg, Four Bungalow, Andheri (West), Mumbai-400058, Maharashtra, India | | |
| Date of Birth/Age : | 01.07.1958 | | |
| Date of Appointment : | 17.08.2016 | | |
| PAN No : | AACPM3739Q | | |
| DPIN No.: | 00898061 | | |
| Other Directorship: | | | |
| CIN/FCRN | Company Name | Begin Date | End Date |

MEHTA FLEX LLP - 524178

PAGE NO. : 5

| | | | |
|------------------------------|--|-------------------|-----------------|
| U24294MH1986PTC039433 | BARRIER FILMS PRIVATE LTD | 16/08/2007 | - |
| U25202MH1999PTC121864 | MEHTA FLEX PRIVATE LIMITED | 19/01/2001 | - |
| LLPIN/FLLPIN | LLP Name | Begin Date | End Date |
| AAH-0809 | BARRIER FILMS LLP | 03/08/2016 | - |
| Name : | Mr. Kantilal Nagraj Mehta | | |
| Designation : | Designated Partner | | |
| Address : | B-502, Shree Gagandeeep Co-operative Housing Society Limited, Gulmohar X, RD No. JVPD Scheme, Vile Parle (West), Mumbai-400049, Maharashtra, India | | |
| Date of Birth/Age : | 15.12.1979 | | |
| Date of Appointment : | 17.08.2016 | | |
| DPIN No.: | 07525269 | | |
| Other Directorship: | | | |
| LLPIN/FLLPIN | LLP Name | Begin Date | End Date |
| AAH-0809 | BARRIER FILMS LLP | 03/08/2016 | - |
| Name : | Mrs. Nirmala Ranjit Mehta | | |
| Designation : | Designated Partner | | |
| Address : | 301, Raheha Haven, off 10th Road, HJuhu Scheme, Mumbai - 400049, Maharashtra, India | | |
| Date of Birth/Age : | 08.04.1960 | | |
| Date of Appointment : | 17.08.2016 | | |
| PAN No.: | AALPM2684B | | |
| Name : | Mr. Pratik Ranjit Mehta | | |
| Designation : | Designated Partner | | |
| Address : | 205, B Natsha Garden, 2nd Floor, n Dutta Marg, 4 Bunglows, Andheri (West), Mumbai - 400058 Maharashtra, India | | |
| Date of Birth/Age : | 12.09.1987 | | |
| Date of Appointment : | 17.08.2016 | | |
| PAN No.: | AACPM3742M | | |
| Name : | Mr. Rahul Kantilal Mehta | | |
| Designation : | Designated Partner | | |
| Address : | B-502, Shree Gagandeeep Co-operative Housing Society Limited, Gulmohar X, RD No. JVPD Scheme, Vile Parle (West), Mumbai-400049, Maharashtra, India | | |
| Date of Birth/Age : | 15.12.1979 | | |
| Date of Appointment : | 17.08.2016 | | |
| PAN No.: | AACPM3740K | | |
| Name : | Sunita Mehta | | |
| Designation : | Designated Partner | | |
| Address : | 701, Shivling Apartment, N.S. Road No.10, JVPD Scheme, Opposite IDBI Bank, Juhu, , Mumbai-400049, Maharashtra, India | | |

DISCLAIMER : This Report is **PRIVATE & CONFIDENTIAL** and it is prepared at the request of and for its use by the Subscriber only. The Subscriber shall use the contents of the Report merely as an aid to its business. Mira Inform Private Limited ("MIPL") has collated information/data in the Report, which have not been verified unless otherwise specifically mentioned in the Report. The Subscriber shall independently verify the accuracy and correctness of the information/data before in any way acting upon the same. MIPL shall not be liable for any harm, injury, loss or damage caused to the Subscriber due to default by the Subscriber's debtors/beneficiaries in fulfilling their obligations of any nature whatsoever. This Report or any of its portion shall not be used as a documentary evidence or otherwise before any investigative agencies or forum of law. This Report is confidential and proprietary to MIPL. The Subscriber and/or any other person(s) may not reproduce, publish or disclose any of the contents of the Report to others without the express authorization of MIPL. This Report is prepared and issued to the Subscriber without any risk, responsibility or liability on the part of MIPL or its officials.

MEHTA FLEX LLP - 524178

PAGE NO. : 6

| | |
|------------------------------|--|
| Date of Birth/Age : | 07.11.1965 |
| Date of Appointment : | 17.08.2016 |
| PAN No.: | AACPM3737A |
| Name : | Ms. Usha Kantilal Mehta |
| Designation : | Designated Partner |
| Address : | B-502, Shree Gagandeeep Co-operative Housing Society Limited, Gulmohar X, RD No. JVPD Scheme, Vile Parle (West), Mumbai-400049, Maharashtra, India |
| Date of Birth/Age : | 24.06.1956 |
| Date of Appointment : | 17.08.2016 |
| PAN No.: | AACPM3736B |

CONTRIBUTION DETAILS

As on 31.03.2017

| Names of Persons | INR in Million |
|-------------------------|-----------------------|
| Rahul Kantilal Mehta | 0.470 |
| Nirmala Ranjit Mehta | 0.500 |
| Usha Kantilal Mehta | 0.390 |
| Sunita Mehta | 0.710 |
| Pratik Mehta | 0.425 |
| Kantilal Mehta | 0.720 |
| Vijay Mehta | 0.870 |
| Ranjit Mehta | 0.655 |
| Total | 4.740 |

BUSINESS DETAILS

| | |
|---------------------------|---|
| Line of Business : | <ul style="list-style-type: none"> • Manufacture of furniture items. • Manufacturing of Co-Extruded Flexible films. (Registered Activity) |
| Products : | Not Available |
| Brand Names : | Not Available |
| Agencies Held : | Not Available |
| Exports : | Not Divulged |
| Imports : | Not Divulged |
| Terms : | Not Divulged |

DISCLAIMER : This Report is **PRIVATE & CONFIDENTIAL** and it is prepared at the request of and for its use by the Subscriber only. The Subscriber shall use the contents of the Report merely as an aid to its business. Mira Inform Private Limited ("MIPL") has collated information/data in the Report, which have not been verified unless otherwise specifically mentioned in the Report. The Subscriber shall independently verify the accuracy and correctness of the information/data before in any way acting upon the same. MIPL shall not be liable for any harm, injury, loss or damage caused to the Subscriber due to default by the Subscriber's debtors/beneficiaries in fulfilling their obligations of any nature whatsoever. This Report or any of its portion shall not be used as a documentary evidence or otherwise before any investigative agencies or forum of law. This Report is confidential and proprietary to MIPL. The Subscriber and/or any other person(s) may not reproduce, publish or disclose any of the contents of the Report to others without the express authorization of MIPL. This Report is prepared and issued to the Subscriber without any risk, responsibility or liability on the part of MIPL or its officials.

GENERAL INFORMATION

| | | |
|---------------------------|--|-----------------------------|
| Suppliers : | Reference : | Not Divulged |
| | Name of the Person : | -- |
| | Contact No.: | -- |
| | Since How Long Known : | -- |
| | Maximum Limit Dealt : | -- |
| | Experience : | -- |
| | Remark: | -- |
| Customers : | Reference : | Not Divulged |
| | Name of the Person : | -- |
| | Contact No.: | -- |
| | Since How Long Known : | -- |
| | Maximum Limit Dealt : | -- |
| | Experience : | -- |
| | Remark: | -- |
| No. of Employees : | Information denied by the management | |
| Bankers : | Banker Name | HDFC Bank Limited |
| | Branch Address | Maharashtra, India |
| | Person Name (With Designation) | -- |
| | Contact Number | -- |
| | Name of Account Holder | -- |
| | Account Number | -- |
| | Account Since (Date/Year of Account Opening) | -- |
| | Average Balance Maintained (If Possible) | -- |
| | Credit Facilities Enjoyed (If any) | -- |
| | Account Operation | -- |
| Remarks (If any) | -- | |
| Facilities : | INR In Million) | |
| | SECURED LOAN | As on 31.03.2017 |
| | LONG TERM BORROWING | |
| | Loans repayable on demand (HDFC Bank Limited A/c Secured against hypothecation of stocks and book debtors) | 11.310 |
| Total | 11.310 | |
| Auditors : | | |

DISCLAIMER : This Report is **PRIVATE & CONFIDENTIAL** and it is prepared at the request of and for its use by the Subscriber only. The Subscriber shall use the contents of the Report merely as an aid to its business. Mira Inform Private Limited ("MIPL") has collated information/data in the Report, which have not been verified unless otherwise specifically mentioned in the Report. The Subscriber shall independently verify the accuracy and correctness of the information/data before in any way acting upon the same. MIPL shall not be liable for any harm, injury, loss or damage caused to the Subscriber due to default by the Subscriber's debtors/beneficiaries in fulfilling their obligations of any nature whatsoever. This Report or any of its portion shall not be used as a documentary evidence or otherwise before any investigative agencies or forum of law. This Report is confidential and proprietary to MIPL. The Subscriber and/or any other person(s) may not reproduce, publish or disclose any of the contents of the Report to others without the express authorization of MIPL. This Report is prepared and issued to the Subscriber without any risk, responsibility or liability on the part of MIPL or its officials.

MEHTA FLEX LLP - 524178

PAGE NO. : 8

| | |
|------------------------|--|
| Name : | R Trivedi and Associates Chartered Accountants |
| Address : | 119, Ranjit Studio, G-Block, Ground Floor, D.S.P Road, Dadar (East), Mumbai-400014, Maharashtra, India |
| PAN No.: | AABPT8670Q |
| Memberships : | Not Available |
| Collaborators : | Not Available |
| Associates: | <ul style="list-style-type: none"> • Barrier Films LLP • Metro Polythene Manufacturers |

CONTRIBUTION

MEHTA FLEX LLP

AS ON 31.03.2017

| | |
|---|--------------------------|
| Total Obligation of contribution | INR 4.740 Million |
|---|--------------------------|

MEHTA FLEX PRIVATE LIMITED

As on 01.07.2016

Authorised Capital :

| No. of Shares | Type | Value | Amount |
|---------------|---------------|---------------|--------------------|
| 1000000 | Equity Shares | INR 10/- each | INR 10.000 Million |

Issued, Subscribed & Paid-up Capital :

| No. of Shares | Type | Value | Amount |
|---------------|---------------|---------------|-------------------|
| 474000 | Equity Shares | INR 10/- each | INR 4.740 Million |

FINANCIAL DATA
[all figures are in INR Million]

ABRIDGED BALANCE SHEET

(MEHTA FLEX LLP)

| SOURCES OF FUNDS | | | 31.03.2017 |
|---|--|--|-------------------|
| I. EQUITY AND LIABILITIES | | | |
| (1) Shareholders' Funds | | | |
| (a) Share Capital | | | 4.740 |
| (b) Reserves & Surplus | | | 767.878 |
| (c) Money received against share warrants | | | 0.000 |
| (2) Share Application money pending allotment | | | 0.000 |
| Total Shareholders' Funds (1) + (2) | | | 772.618 |
| (3) Non-Current Liabilities | | | |
| (a) long-term borrowings | | | 0.000 |
| (b) Deferred tax liabilities (Net) | | | 0.000 |
| (c) Other long term liabilities | | | 0.000 |
| (d) long-term provisions | | | 0.000 |
| Total Non-current Liabilities (3) | | | 0.000 |
| (4) Current Liabilities | | | |
| (a) Short term borrowings | | | 254.784 |
| (b) Trade payables | | | 896.742 |
| (c) Other current liabilities | | | 3.747 |
| (d) Short-term provisions | | | 24.899 |
| Total Current Liabilities (4) | | | 1180.172 |
| TOTAL | | | 1952.790 |
| II. ASSETS | | | |
| (1) Non-current assets | | | |
| (a) Fixed Assets | | | |
| (i) Tangible assets | | | 633.846 |
| (ii) Intangible Assets | | | 0.000 |
| (iii) Capital work-in-progress | | | 0.000 |
| (iv) Intangible assets under development | | | 0.000 |
| (b) Non-current Investments | | | 0.000 |
| (c) Deferred tax assets (net) | | | 0.000 |
| (d) Long-term Loan and Advances | | | 1.055 |
| (e) Other Non-current assets | | | 0.000 |

DISCLAIMER : This Report is **PRIVATE & CONFIDENTIAL** and it is prepared at the request of and for its use by the Subscriber only. The Subscriber shall use the contents of the Report merely as an aid to its business. Mira Inform Private Limited ("MIPL") has collated information/data in the Report, which have not been verified unless otherwise specifically mentioned in the Report. The Subscriber shall independently verify the accuracy and correctness of the information/data before in any way acting upon the same. MIPL shall not be liable for any harm, injury, loss or damage caused to the Subscriber due to default by the Subscriber's debtors/beneficiaries in fulfilling their obligations of any nature whatsoever. This Report or any of its portion shall not be used as a documentary evidence or otherwise before any investigative agencies or forum of law. This Report is confidential and proprietary to MIPL. The Subscriber and/or any other person(s) may not reproduce, publish or disclose any of the contents of the Report to others without the express authorization of MIPL. This Report is prepared and issued to the Subscriber without any risk, responsibility or liability on the part of MIPL or its officials.

| | | | |
|-----------------------------------|--|--|-----------------|
| Total Non-Current Assets | | | 634.901 |
| (2) Current assets | | | |
| (a) Current investments | | | 0.000 |
| (b) Inventories | | | 163.830 |
| (c) Trade receivables | | | 152.094 |
| (d) Cash and cash equivalents | | | 209.089 |
| (e) Short-term loans and advances | | | 792.876 |
| (f) Other current assets | | | 0.000 |
| Total Current Assets | | | 1317.889 |
| TOTAL | | | 1952.790 |

PROFIT & LOSS ACCOUNT

| | | | |
|------------------|---|--|-------------------|
| | PARTICULARS | | 31.03.2017 |
| | SALES | | |
| | Income | | 742.344 |
| | Other Income | | 12.678 |
| | TOTAL | | 755.022 |
| Less | EXPENSES | | |
| | Cost of Materials Consumed | | 408.747 |
| | Changes in inventories of finished goods, work-in-progress and Stock-in-Trade | | (2.325) |
| | Employees benefits expense | | 18.709 |
| | Other expenses | | 180.559 |
| | TOTAL | | 605.690 |
| | PROFIT/ (LOSS) BEFORE INTEREST, TAX, DEPRECIATION AND AMORTISATION | | 149.332 |
| Less | FINANCIAL EXPENSES | | 8.882 |
| | PROFIT / (LOSS) BEFORE TAX, DEPRECIATION AND AMORTISATION | | 140.450 |
| Less/ Add | DEPRECIATION/ AMORTISATION | | 85.537 |
| | PROFIT/ (LOSS) BEFORE TAX | | 54.913 |
| Less | TAX | | 19.745 |
| | NET PROFIT | | 35.168 |

DISCLAIMER : This Report is **PRIVATE & CONFIDENTIAL** and it is prepared at the request of and for its use by the Subscriber only. The Subscriber shall use the contents of the Report merely as an aid to its business. Mira Inform Private Limited ("MIPL") has collated information/data in the Report, which have not been verified unless otherwise specifically mentioned in the Report. The Subscriber shall independently verify the accuracy and correctness of the information/data before in any way acting upon the same. MIPL shall not be liable for any harm, injury, loss or damage caused to the Subscriber due to default by the Subscriber's debtors/beneficiaries in fulfilling their obligations of any nature whatsoever. This Report or any of its portion shall not be used as a documentary evidence or otherwise before any investigative agencies or forum of law. This Report is confidential and proprietary to MIPL. The Subscriber and/or any other person(s) may not reproduce, publish or disclose any of the contents of the Report to others without the express authorization of MIPL. This Report is prepared and issued to the Subscriber without any risk, responsibility or liability on the part of MIPL or its officials.

CURRENT MATURITIES OF LONG TERM DEBT DETAILS

| Particulars | | | 31.03.2017 |
|--|--|--|------------|
| Current Maturities of Long term debt | | | 0.000 |
| Cash generated from operations | | | (55.042) |
| Net cash flows from (used in) operations | | | (55.042) |

KEY RATIOS

EFFICIENCY RATIOS

| PARTICULARS | | | 31.03.2017 |
|---|--|--|------------|
| Average Collection Days (Sundry Debtors / Income * 365 Days) | | | 74.78 |
| Account Receivables Turnover (Income / Sundry Debtors) | | | 4.88 |
| Average Payment Days (Sundry Creditors / Purchases * 365 Days) | | | 800.77 |
| Inventory Turnover (Operating Income / Inventories) | | | 0.91 |
| Asset Turnover (Operating Income / Net Fixed Assets) | | | 0.24 |

LEVERAGE RATIOS

| PARTICULARS | | | 31.03.2017 |
|--|--|--|------------|
| Debt Ratio ((Borrowing + Current Liabilities) / Total Assets) | | | 0.60 |
| Debt Equity Ratio (Total Liability / Networth) | | | 0.33 |
| Current Liabilities to Networth (Current Liabilities / Net Worth) | | | 1.53 |
| Fixed Assets to Networth (Net Fixed Assets / Networth) | | | 0.82 |
| Interest Coverage Ratio | | | 16.81 |

DISCLAIMER : This Report is **PRIVATE & CONFIDENTIAL** and it is prepared at the request of and for its use by the Subscriber only. The Subscriber shall use the contents of the Report merely as an aid to its business. Mira Inform Private Limited ("MIPL") has collated information/data in the Report, which have not been verified unless otherwise specifically mentioned in the Report. The Subscriber shall independently verify the accuracy and correctness of the information/data before in any way acting upon the same. MIPL shall not be liable for any harm, injury, loss or damage caused to the Subscriber due to default by the Subscriber's debtors/beneficiaries in fulfilling their obligations of any nature whatsoever. This Report or any of its portion shall not be used as a documentary evidence or otherwise before any investigative agencies or forum of law. This Report is confidential and proprietary to MIPL. The Subscriber and/or any other person(s) may not reproduce, publish or disclose any of the contents of the Report to others without the express authorization of MIPL. This Report is prepared and issued to the Subscriber without any risk, responsibility or liability on the part of MIPL or its officials.

| | | | |
|----------------------------|--|--|--|
| (PBIT / Financial Charges) | | | |
|----------------------------|--|--|--|

PROFITABILITY RATIOS

| PARTICULARS | | | | 31.03.2017 |
|--|---|--|--|------------|
| Net Profit Margin (PAT / Sales) * 100 | % | | | 4.74 |
| Return on Total Assets (PAT / Total Assets) * 100 | % | | | 1.80 |
| Return on Investment (ROI) (PAT / Networth) * 100 | % | | | 4.55 |

SOLVENCY RATIOS

| PARTICULARS | | | | 31.03.2017 |
|---|--|--|--|------------|
| Current Ratio (Current Assets / Current Liabilities) | | | | 1.12 |
| Quick Ratio (Current Assets – Inventories) / Current Liabilities) | | | | 0.98 |
| G-Score Ratio Financial (Networth / Total Assets) | | | | 0.40 |
| G-Score Ratio Debt (Debts / Equity Capital) | | | | 53.75 |
| G-Score Ratio Liquidity (Total Current Assets / Total Current Liabilities) | | | | 1.12 |

Total Liability = Short-term Debt + Long-term Debt + Current Maturities of Long-term debts

ABRIDGED BALANCE SHEET

(MEHTA FLEX PRIVATE LIMITED)

| SOURCES OF FUNDS | 30.06.2016 | 31.03.2016 | 31.03.2015 |
|---|----------------|----------------|----------------|
| I. EQUITY AND LIABILITIES | | | |
| (1) Shareholders' Funds | | | |
| (a) Share Capital | 4.740 | 4.740 | 4.740 |
| (b) Reserves & Surplus | 721.927 | 679.580 | 532.817 |
| (c) Money received against share warrants | 0.000 | 0.000 | 0.000 |
| (2) Share Application money pending allotment | 0.000 | 0.000 | 0.000 |
| Total Shareholders' Funds (1) + (2) | 726.667 | 684.320 | 537.557 |

DISCLAIMER : This Report is **PRIVATE & CONFIDENTIAL** and it is prepared at the request of and for its use by the Subscriber only. The Subscriber shall use the contents of the Report merely as an aid to its business. Mira Inform Private Limited ("MIPL") has collated information/data in the Report, which have not been verified unless otherwise specifically mentioned in the Report. The Subscriber shall independently verify the accuracy and correctness of the information/data before in any way acting upon the same. MIPL shall not be liable for any harm, injury, loss or damage caused to the Subscriber due to default by the Subscriber's debtors/beneficiaries in fulfilling their obligations of any nature whatsoever. This Report or any of its portion shall not be used as a documentary evidence or otherwise before any investigative agencies or forum of law. This Report is confidential and proprietary to MIPL. The Subscriber and/or any other person(s) may not reproduce, publish or disclose any of the contents of the Report to others without the express authorization of MIPL. This Report is prepared and issued to the Subscriber without any risk, responsibility or liability on the part of MIPL or its officials.

| | | | |
|--|----------------|----------------|----------------|
| (3) Non-Current Liabilities | | | |
| (a) long-term borrowings | 0.000 | 3.837 | 1.853 |
| (b) Deferred tax liabilities (Net) | 0.000 | 0.000 | 0.000 |
| (c) Other long term liabilities | 0.000 | 0.000 | 0.000 |
| (d) long-term provisions | 0.000 | 0.000 | 0.000 |
| Total Non-current Liabilities (3) | 0.000 | 3.837 | 1.853 |
| (4) Current Liabilities | | | |
| (a) Short term borrowings | 0.000 | 0.000 | 0.000 |
| (b) Trade payables | 64.681 | 57.233 | 28.363 |
| (c) Other current liabilities | 7.489 | 18.549 | 4.784 |
| (d) Short-term provisions | 35.092 | 32.971 | 18.440 |
| Total Current Liabilities (4) | 107.262 | 108.753 | 51.587 |
| TOTAL | 833.929 | 796.910 | 590.997 |
| II. ASSETS | | | |
| (1) Non-current assets | | | |
| (a) Fixed Assets | | | |
| (i) Tangible assets | 217.698 | 225.801 | 161.312 |
| (ii) Intangible Assets | 0.000 | 0.000 | 0.000 |
| (iii) Capital work-in-progress | 74.550 | 46.990 | 0.000 |
| (iv) Intangible assets under development | 0.000 | 0.000 | 0.000 |
| (b) Non-current Investments | 0.000 | 0.000 | 0.000 |
| (c) Deferred tax assets (net) | 6.311 | 5.628 | 1.029 |
| (d) Long-term Loan and Advances | 3.356 | 0.855 | 1.355 |
| (e) Other Non-current assets | 0.000 | 0.000 | 0.000 |
| Total Non-Current Assets | 301.915 | 279.274 | 163.696 |
| (2) Current assets | | | |
| (a) Current investments | 0.000 | 0.000 | 0.000 |
| (b) Inventories | 99.793 | 107.398 | 166.657 |
| (c) Trade receivables | 214.223 | 204.693 | 145.857 |
| (d) Cash and cash equivalents | 159.749 | 157.767 | 95.222 |
| (e) Short-term loans and advances | 58.249 | 47.778 | 19.565 |
| (f) Other current assets | 0.000 | 0.000 | 0.000 |
| Total Current Assets | 532.014 | 517.636 | 427.301 |
| TOTAL | 833.929 | 796.910 | 590.997 |

PROFIT & LOSS ACCOUNT

| | PARTICULARS | 31.03.2016 | 31.03.2015 |
|--|--------------------|-------------------|-------------------|
| | SALES | | |
| | Income | 2008.725 | 1990.559 |

DISCLAIMER : This Report is **PRIVATE & CONFIDENTIAL** and it is prepared at the request of and for its use by the Subscriber only. The Subscriber shall use the contents of the Report merely as an aid to its business. Mira Inform Private Limited ("MIPL") has collated information/data in the Report, which have not been verified unless otherwise specifically mentioned in the Report. The Subscriber shall independently verify the accuracy and correctness of the information/data before in any way acting upon the same. MIPL shall not be liable for any harm, injury, loss or damage caused to the Subscriber due to default by the Subscriber's debtors/beneficiaries in fulfilling their obligations of any nature whatsoever. This Report or any of its portion shall not be used as a documentary evidence or otherwise before any investigative agencies or forum of law. This Report is confidential and proprietary to MIPL. The Subscriber and/or any other person(s) may not reproduce, publish or disclose any of the contents of the Report to others without the express authorization of MIPL. This Report is prepared and issued to the Subscriber without any risk, responsibility or liability on the part of MIPL or its officials.

MEHTA FLEX LLP - 524178

PAGE NO. : 14

| | | | | |
|------------------|---|--|-----------------|-----------------|
| | Other Income | | 12.689 | 2.061 |
| | TOTAL | | 2021.414 | 1992.620 |
| Less | EXPENSES | | | |
| | Cost of Materials Consumed | | 1159.790 | 1277.790 |
| | Changes in inventories of finished goods, work-in-progress and Stock-in-Trade | | 10.848 | (6.056) |
| | Employees benefits expense | | 186.922 | 177.998 |
| | Other expenses | | 394.328 | 363.894 |
| | TOTAL | | 1751.888 | 1813.626 |
| Less | PROFIT/ (LOSS) BEFORE INTEREST, TAX, DEPRECIATION AND AMORTISATION | | 269.526 | 178.994 |
| Less | FINANCIAL EXPENSES | | 0.625 | 3.460 |
| | PROFIT / (LOSS) BEFORE TAX, DEPRECIATION AND AMORTISATION | | 268.901 | 175.534 |
| Less/ Add | DEPRECIATION/ AMORTISATION | | 42.180 | 48.141 |
| | PROFIT/ (LOSS) BEFORE TAX | | 226.721 | 127.393 |
| Less | TAX | | 79.957 | 44.987 |
| | PROFIT/ (LOSS) AFTER TAX | | 146.764 | 82.406 |
| | Earnings / (Loss) Per Share (INR) | | 310.00 | 174.00 |

CURRENT MATURITIES OF LONG TERM DEBT DETAILS

| Particulars | 30.06.2016 | 31.03.2016 | 31.03.2015 |
|--|------------|------------|------------|
| Current Maturities of Long term debt | NA | 2.545 | 0.000 |
| Cash generated from operation | NA | NA | NA |
| Net cash flows from (used in) operations | NA | 273.897 | 282.511 |
| Net cash flows from (used in) operating activities | NA | 203.442 | 238.208 |

KEY RATIOS

EFFICIENCY RATIOS

| PARTICULARS | 30.06.2016 | 31.03.2016 | 31.03.2015 |
|-------------|------------|------------|------------|
|-------------|------------|------------|------------|

DISCLAIMER : This Report is **PRIVATE & CONFIDENTIAL** and it is prepared at the request of and for its use by the Subscriber only. The Subscriber shall use the contents of the Report merely as an aid to its business. Mira Inform Private Limited ("MIPL") has collated information/data in the Report, which have not been verified unless otherwise specifically mentioned in the Report. The Subscriber shall independently verify the accuracy and correctness of the information/data before in any way acting upon the same. MIPL shall not be liable for any harm, injury, loss or damage caused to the Subscriber due to default by the Subscriber's debtors/beneficiaries in fulfilling their obligations of any nature whatsoever. This Report or any of its portion shall not be used as a documentary evidence or otherwise before any investigative agencies or forum of law. This Report is confidential and proprietary to MIPL. The Subscriber and/or any other person(s) may not reproduce, publish or disclose any of the contents of the Report to others without the express authorization of MIPL. This Report is prepared and issued to the Subscriber without any risk, responsibility or liability on the part of MIPL or its officials.

| | | | |
|---|----|-------|-------|
| Average Collection Days (Sundry Debtors / Income * 365 Days) | NA | 37.19 | 26.75 |
| Account Receivables Turnover (Income / Sundry Debtors) | NA | 9.81 | 13.65 |
| Average Payment Days (Sundry Creditors / Purchases * 365 Days) | NA | 18.01 | 8.10 |
| Inventory Turnover (Operating Income / Inventories) | NA | 2.51 | 1.07 |
| Asset Turnover (Operating Income / Net Fixed Assets) | NA | 0.99 | 1.11 |

LEVERAGE RATIOS

| PARTICULARS | 30.06.2016 | 31.03.2016 | 31.03.2015 |
|--|------------|------------|------------|
| Debt Ratio ((Borrowing + Current Liabilities) / Total Assets) | 0.13 | 0.14 | 0.09 |
| Debt Equity Ratio (Total Liability / Networth) | 0.00 | 0.01 | 0.00 |
| Current Liabilities to Networth (Current Liabilities / Net Worth) | 0.15 | 0.16 | 0.10 |
| Fixed Assets to Networth (Net Fixed Assets / Networth) | 0.40 | 0.40 | 0.30 |
| Interest Coverage Ratio (PBIT / Financial Charges) | NA | 431.24 | 51.73 |

PROFITABILITY RATIOS

| PARTICULARS | | 30.06.2016 | 31.03.2016 | 31.03.2015 |
|--|---|------------|------------|------------|
| Net Profit Margin ((PAT / Sales) * 100) | % | NA | 7.31 | 4.14 |
| Return on Total Assets ((PAT / Total Assets) * 100) | % | NA | 18.42 | 13.94 |
| Return on Investment (ROI) ((PAT / Networth) * 100) | % | NA | 21.45 | 15.33 |

SOLVENCY RATIOS

DISCLAIMER : This Report is **PRIVATE & CONFIDENTIAL** and it is prepared at the request of and for its use by the Subscriber only. The Subscriber shall use the contents of the Report merely as an aid to its business. Mira Inform Private Limited ("MIPL") has collated information/data in the Report, which have not been verified unless otherwise specifically mentioned in the Report. The Subscriber shall independently verify the accuracy and correctness of the information/data before in any way acting upon the same. MIPL shall not be liable for any harm, injury, loss or damage caused to the Subscriber due to default by the Subscriber's debtors/beneficiaries in fulfilling their obligations of any nature whatsoever. This Report or any of its portion shall not be used as a documentary evidence or otherwise before any investigative agencies or forum of law. This Report is confidential and proprietary to MIPL. The Subscriber and/or any other person(s) may not reproduce, publish or disclose any of the contents of the Report to others without the express authorization of MIPL. This Report is prepared and issued to the Subscriber without any risk, responsibility or liability on the part of MIPL or its officials.

| PARTICULARS | 30.06.2016 | 31.03.2016 | 31.03.2015 |
|---|------------|------------|------------|
| Current Ratio (Current Assets / Current Liabilities) | 4.96 | 4.76 | 8.28 |
| Quick Ratio ((Current Assets – Inventories) / Current Liabilities) | 4.03 | 3.77 | 5.05 |
| G-Score Ratio Financial (Networth / Total Assets) | 0.87 | 0.86 | 0.91 |
| G-Score Ratio Debt (Debts / Equity Capital) | 0.00 | 1.35 | 0.39 |
| G-Score Ratio Liquidity (Total Current Assets / Total Current Liabilities) | 4.96 | 4.76 | 8.28 |

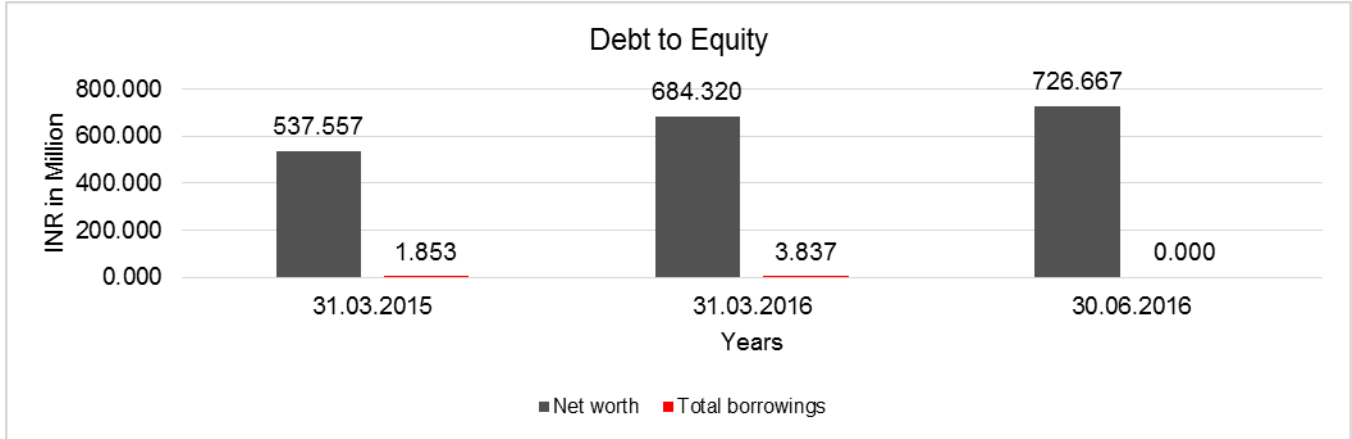
Total Liability = Short-term Debt + Long-term Debt + Current Maturities of Long-term debts

FINANCIAL ANALYSIS
[all figures are in INR Million]

DEBT EQUITY RATIO

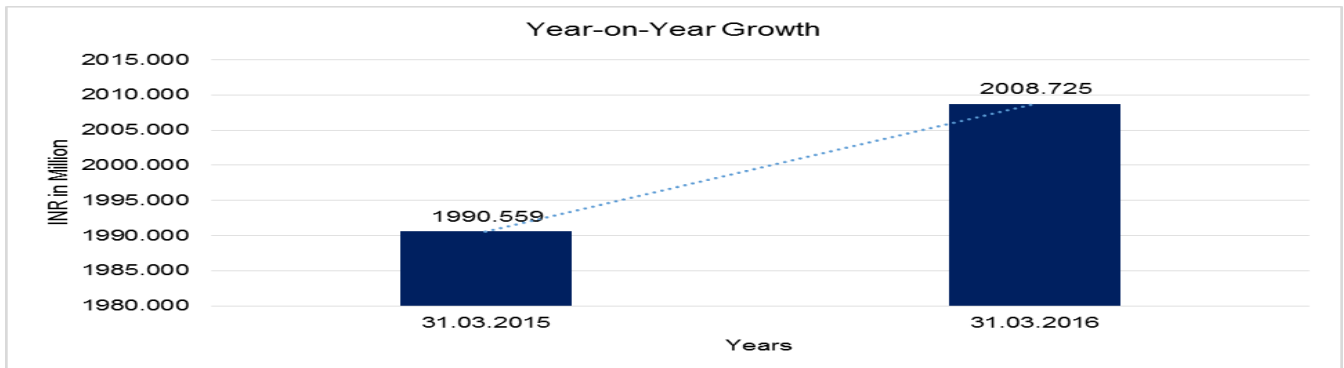
| Particular | 31.03.2015 (INR in Million) | 31.03.2016 (INR in Million) | 30.06.2016 (INR in Million) |
|---|--------------------------------|--------------------------------|--------------------------------|
| Share Capital | 4.740 | 4.740 | 4.740 |
| Reserves & Surplus | 532.817 | 679.580 | 721.927 |
| Money received against share warrants | 0.000 | 0.000 | 0.000 |
| Share Application money pending allotment | 0.000 | 0.000 | 0.000 |
| Net worth | 537.557 | 684.320 | 726.667 |
| long-term borrowings | 1.853 | 3.837 | 0.000 |
| Short term borrowings | 0.000 | 0.000 | 0.000 |
| Total borrowings | 1.853 | 3.837 | 0.000 |
| Debt/Equity ratio | 0.003 | 0.006 | 0.000 |

DISCLAIMER : This Report is **PRIVATE & CONFIDENTIAL** and it is prepared at the request of and for its use by the Subscriber only. The Subscriber shall use the contents of the Report merely as an aid to its business. Mira Inform Private Limited ("MIPL") has collated information/data in the Report, which have not been verified unless otherwise specifically mentioned in the Report. The Subscriber shall independently verify the accuracy and correctness of the information/data before in any way acting upon the same. MIPL shall not be liable for any harm, injury, loss or damage caused to the Subscriber due to default by the Subscriber's debtors/beneficiaries in fulfilling their obligations of any nature whatsoever. This Report or any of its portion shall not be used as a documentary evidence or otherwise before any investigative agencies or forum of law. This Report is confidential and proprietary to MIPL. The Subscriber and/or any other person(s) may not reproduce, publish or disclose any of the contents of the Report to others without the express authorization of MIPL. This Report is prepared and issued to the Subscriber without any risk, responsibility or liability on the part of MIPL or its officials.



YEAR ON YEAR GROWTH

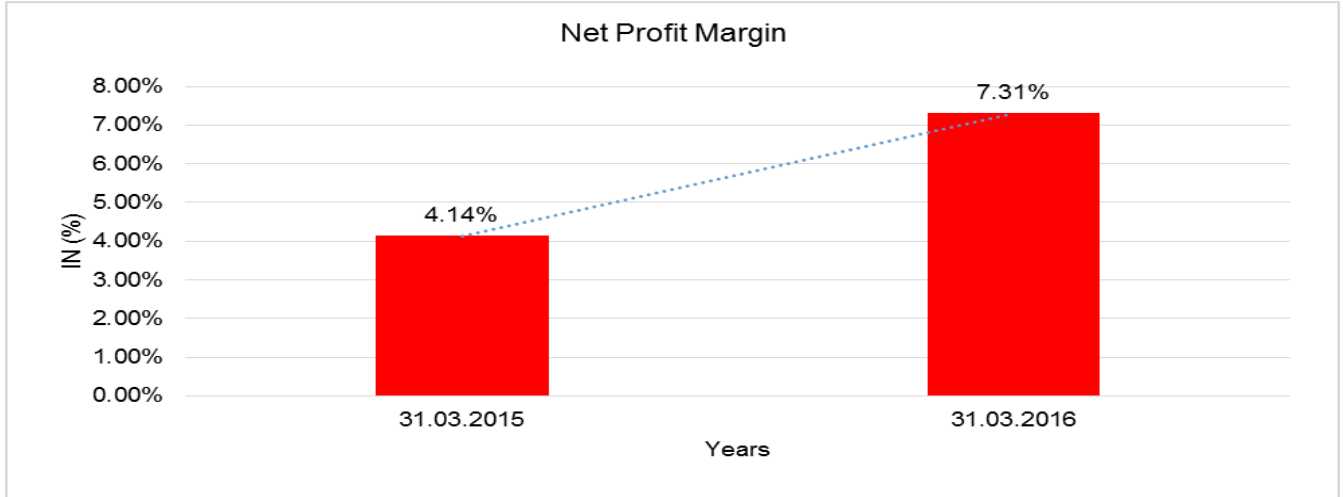
| Year on Year Growth | 31.03.2015 (INR in Million) | 31.03.2016 (INR in Million) |
|---------------------|--------------------------------|--------------------------------|
| Sales | 1990.559 | 2008.725 |
| | | 0.913 |



NET PROFIT MARGIN

| Net Profit Margin | 31.03.2015 (INR in Million) | 31.03.2016 (INR in Million) |
|-------------------|--------------------------------|--------------------------------|
| Sales | 1990.559 | 2008.725 |
| Profit | 82.406 | 146.764 |
| | 4.14% | 7.31% |

DISCLAIMER : This Report is **PRIVATE & CONFIDENTIAL** and it is prepared at the request of and for its use by the Subscriber only. The Subscriber shall use the contents of the Report merely as an aid to its business. Mira Inform Private Limited ("MIPL") has collated information/data in the Report, which have not been verified unless otherwise specifically mentioned in the Report. The Subscriber shall independently verify the accuracy and correctness of the information/data before in any way acting upon the same. MIPL shall not be liable for any harm, injury, loss or damage caused to the Subscriber due to default by the Subscriber's debtors/beneficiaries in fulfilling their obligations of any nature whatsoever. This Report or any of its portion shall not be used as a documentary evidence or otherwise before any investigative agencies or forum of law. This Report is confidential and proprietary to MIPL. The Subscriber and/or any other person(s) may not reproduce, publish or disclose any of the contents of the Report to others without the express authorization of MIPL. This Report is prepared and issued to the Subscriber without any risk, responsibility or liability on the part of MIPL or its officials.



LOCAL AGENCY FURTHER INFORMATION

| Sr. No. | Check list by info agents | Available in Report (Yes/No) |
|---------|--|------------------------------|
| 1 | Year of establishment | Yes |
| 2 | Constitution of the entity -Incorporation details | Yes |
| 3 | Locality of the entity | Yes |
| 4 | Premises details | No |
| 5 | Buyer visit details | -- |
| 6 | Contact numbers | Yes |
| 7 | Name of the person contacted | Yes |
| 8 | Designation of contact person | Yes |
| 9 | Promoter's background | Yes |
| 10 | Date of Birth of Proprietor / Partners / Directors | Yes |
| 11 | Pan Card No. of Proprietor / Partners | No |
| 12 | Voter Id Card No. of Proprietor / Partners | No |
| 13 | Type of business | Yes |
| 14 | Line of Business | Yes |
| 15 | Export/import details (if applicable) | No |
| 16 | No. of employees | No |
| 17 | Details of sister concerns | No |
| 18 | Major suppliers | No |
| 19 | Major customers | No |
| 20 | Banking Details | Yes |
| 21 | Banking facility details | No |
| 22 | Conduct of the banking account | -- |
| 23 | Financials, if provided | Yes |

DISCLAIMER : This Report is **PRIVATE & CONFIDENTIAL** and it is prepared at the request of and for its use by the Subscriber only. The Subscriber shall use the contents of the Report merely as an aid to its business. Mira Inform Private Limited ("MIPL") has collated information/data in the Report, which have not been verified unless otherwise specifically mentioned in the Report. The Subscriber shall independently verify the accuracy and correctness of the information/data before in any way acting upon the same. MIPL shall not be liable for any harm, injury, loss or damage caused to the Subscriber due to default by the Subscriber's debtors/beneficiaries in fulfilling their obligations of any nature whatsoever. This Report or any of its portion shall not be used as a documentary evidence or otherwise before any investigative agencies or forum of law. This Report is confidential and proprietary to MIPL. The Subscriber and/or any other person(s) may not reproduce, publish or disclose any of the contents of the Report to others without the express authorization of MIPL. This Report is prepared and issued to the Subscriber without any risk, responsibility or liability on the part of MIPL or its officials.

MEHTA FLEX LLP - 524178

PAGE NO. : 19

| | | |
|----|---|-----|
| 24 | Capital in the business | Yes |
| 25 | Last accounts filed at ROC, if applicable | No |
| 26 | Turnover of firm for last three year | Yes |
| 27 | Reasons for variation <> 20% | -- |
| 28 | Estimation for coming financial year | Yes |
| 29 | Profitability for last three year | Yes |
| 30 | Major shareholders, if available | No |
| 31 | External Agency Rating, if available | No |
| 32 | Litigations that the firm/promoter involved in | -- |
| 33 | Market information | -- |
| 34 | Payments terms | No |
| 35 | Negative Reporting by Auditors in the Annual Report | No |

UNSECURED LOANS:

| Particulars | 31.03.2017 INR In Million |
|---|------------------------------|
| LONG TERM BORROWINGS | |
| Loans and advances from related parties | 243.474 |
| Total | 243.474 |

INDEX OF CHARGE: NO CHARGES EXISTS FOR COMPANY

FIXED ASSETS

- Freehold Land
- Buildings
- Plant and Machinery
- Motor Vehicles
- Furniture and Fixtures
- Office Equipment's

DISCLAIMER : This Report is **PRIVATE & CONFIDENTIAL** and it is prepared at the request of and for its use by the Subscriber only. The Subscriber shall use the contents of the Report merely as an aid to its business. Mira Inform Private Limited ("MIPL") has collated information/data in the Report, which have not been verified unless otherwise specifically mentioned in the Report. The Subscriber shall independently verify the accuracy and correctness of the information/data before in any way acting upon the same. MIPL shall not be liable for any harm, injury, loss or damage caused to the Subscriber due to default by the Subscriber's debtors/beneficiaries in fulfilling their obligations of any nature whatsoever. This Report or any of its portion shall not be used as a documentary evidence or otherwise before any investigative agencies or forum of law. This Report is confidential and proprietary to MIPL. The Subscriber and/or any other person(s) may not reproduce, publish or disclose any of the contents of the Report to others without the express authorization of MIPL. This Report is prepared and issued to the Subscriber without any risk, responsibility or liability on the part of MIPL or its officials.

CMT REPORT (Corruption, Money Laundering & Terrorism]

The Public Notice information has been collected from various sources including but not limited to: **The Courts, India Prisons Service, Interpol, etc.**

1] INFORMATION ON DESIGNATED PARTY

No records exist designating subject or any of its beneficial owners, controlling shareholders or senior officers as terrorist or terrorist organization or whom notice had been received that all financial transactions involving their assets have been blocked or convicted, found guilty or against whom a judgement or order had been entered in a proceedings for violating money-laundering, anti-corruption or bribery or international economic or anti-terrorism sanction laws or whose assets were seized, blocked, frozen or ordered forfeited for violation of money laundering or international anti-terrorism laws.

2] Court Declaration :

No records exist to suggest that subject is or was the subject of any formal or informal allegations, prosecutions or other official proceeding for making any prohibited payments or other improper payments to government officials for engaging in prohibited transactions or with designated parties.

3] Asset Declaration :

No records exist to suggest that the property or assets of the subject are derived from criminal conduct or a prohibited transaction.

4] Record on Financial Crime :

Charges or conviction registered against subject: **None**

5] Records on Violation of Anti-Corruption Laws :

Charges or investigation registered against subject: **None**

6] Records on Int'l Anti-Money Laundering Laws/Standards :

Charges or investigation registered against subject: **None**

7] Criminal Records

No available information exist that suggest that subject or any of its principals have been formally charged or convicted by a competent governmental authority for any financial crime or under any formal investigation by a competent government authority for any violation of anti-corruption laws or international anti-money laundering laws or standard.

8] Affiliation with Government :

No record exists to suggest that any director or indirect owners, controlling shareholders, director, officer or employee of the company is a government official or a family member or close business associate of a Government official.

9] Compensation Package :

Our market survey revealed that the amount of compensation sought by the subject is fair and reasonable and comparable to compensation paid to others for similar services.

10] Press Report :

No press reports / filings exists on the subject.

CORPORATE GOVERNANCE

MIRA INFORM as part of its Due Diligence do provide comments on Corporate Governance to identify management and governance. These factors often have been predictive and in some cases have created vulnerabilities to credit deterioration.

Our Governance Assessment focuses principally on the interactions between a company's management, its Board of Directors, Shareholders and other financial stakeholders.

CONTRAVENTION

Subject is not known to have contravened any existing local laws, regulations or policies that prohibit, restrict or otherwise affect the terms and conditions that could be included in the agreement with the subject.

FOREIGN EXCHANGE RATES

| Currency | Unit | INR |
|-----------|------|-----------|
| US Dollar | 1 | INR 68.68 |
| UK Pound | 1 | INR 89.26 |
| Euro | 1 | INR 79.38 |

INFORMATION DETAILS

| | |
|---------------------------|-----|
| Information Gathered by : | SHW |
| Analysis Done by : | VIV |
| Report Prepared by : | RKI |

SCORE FACTORS

| DEMERIT POINTS | | |
|-----------------------------|--------|-----|
| --BANK CHARGES | YES/NO | YES |
| --LITIGATION | YES/NO | NO |
| --OTHER ADVERSE INFORMATION | YES/NO | NO |
| MERIT POINTS | | |
| --SOLE DISTRIBUTORSHIP | YES/NO | NO |
| --EXPORT ACTIVITIES | YES/NO | NO |
| --AFFILIATION | YES/NO | NO |
| --LISTED | YES/NO | NO |
| --OTHER MERIT FACTORS | YES/NO | YES |

RATING EXPLANATIONS

| Credit Rating | Explanation | Rating Comments |
|---------------|------------------|--|
| A++ | Minimum Risk | Business dealings permissible with minimum risk of default |
| A+ | Low Risk | Business dealings permissible with low risk of default |
| A | Acceptable Risk | Business dealings permissible with moderate risk of default |
| B | Medium Risk | Business dealings permissible on a regular monitoring basis |
| C | Medium High Risk | Business dealings permissible preferably on secured basis |
| D | High Risk | Business dealing not recommended or on secured terms only |
| NB | New Business | No recommendation can be done due to business in infancy stage |
| NT | No Trace | No recommendation can be done as the business is not traceable |

NB is stated where there is insufficient information to facilitate rating. However, it is not to be considered as unfavourable.

This score serves as a reference to assess SC's credit risk and to set the amount of credit to be extended. It is calculated from a composite of weighted scores obtained from each of the major sections of this report. The assessed factors are as follows:

- Financial condition covering various ratios
- Company background and operations size
- Promoters / Management background
- Payment record
- Litigation against the subject
- Industry scenario / competitor analysis
- Supplier / Customer / Banker review (wherever available)

DISCLAIMER : This Report is **PRIVATE & CONFIDENTIAL** and it is prepared at the request of and for its use by the Subscriber only. The Subscriber shall use the contents of the Report merely as an aid to its business. Mira Inform Private Limited ("MIPL") has collated information/data in the Report, which have not been verified unless otherwise specifically mentioned in the Report. The Subscriber shall independently verify the accuracy and correctness of the information/data before in any way acting upon the same. MIPL shall not be liable for any harm, injury, loss or damage caused to the Subscriber due to default by the Subscriber's debtors/beneficiaries in fulfilling their obligations of any nature whatsoever. This Report or any of its portion shall not be used as a documentary evidence or otherwise before any investigative agencies or forum of law. This Report is confidential and proprietary to MIPL. The Subscriber and/or any other person(s) may not reproduce, publish or disclose any of the contents of the Report to others without the express authorization of MIPL. This Report is prepared and issued to the Subscriber without any risk, responsibility or liability on the part of MIPL or its officials.