

## MIRA INFORM REPORT

<b>Report No. :</b>	524012
<b>Report Date :</b>	10.08.2018

### IDENTIFICATION DETAILS

<b>Name :</b>	RAMON SCIENCE AND TECHNOLOGY CO., LTD. HUNAN
<b>Registered Office :</b>	349, Fengshu Road, Quantang Sub-district, Changsha Economic and Technical Development Zone
<b>Country :</b>	China
<b>Financials (as on) :</b>	31.12.2017
<b>Date of Incorporation :</b>	02.09.2008
<b>Unified Social Credit Code :</b>	91430100678040209A
<b>Legal Form :</b>	Limited Liabilities Company
<b>Line of Business :</b>	Subject is mainly engaged in R&D, production and sales of metallurgical automation system hardware and software. The company concentrates on research and development and application of automatic inspection, on-line process monitoring, robot control and processing, quality tracking and determination and other 30 technologies. The company also provides advanced intelligent solutions for metallurgy, nuclear power, chemical industry, etc. Subject's main products are vibration slag measurement technology, surface quality detection system, spraying machine, marking machine, breakout prediction system, dynamic soft reduction technology
<b>No. of Employees :</b>	268

### RATING & COMMENTS

(Mira Inform has adopted New Rating mechanism w.e.f. 23<sup>rd</sup> January 2017)

<b>MIRA's Rating :</b>	A
------------------------	---

Credit Rating	Explanation	Rating Comments
A	Acceptable Risk	Business dealings permissible with moderate risk of default

<b>Status :</b>	Satisfactory
<b>Payment Behaviour :</b>	No Complaints

**DISCLAIMER :** This Report is **PRIVATE & CONFIDENTIAL** and it is prepared at the request of and for its use by the Subscriber only. The Subscriber shall use the contents of the Report merely as an aid to its business. Mira Inform Private Limited ("MIPL") has collated information/data in the Report, which have not been verified unless otherwise specifically mentioned in the Report. The Subscriber shall independently verify the accuracy and correctness of the information/data before in any way acting upon the same. MIPL shall not be liable for any harm, injury, loss or damage caused to the Subscriber due to default by the Subscriber's debtors/beneficiaries in fulfilling their obligations of any nature whatsoever. This Report or any of its portion shall not be used as a documentary evidence or otherwise before any investigative agencies or forum of law. This Report is confidential and proprietary to MIPL. The Subscriber and/or any other person(s) may not reproduce, publish or disclose any of the contents of the Report to others without the express authorization of MIPL. This Report is prepared and issued to the Subscriber without any risk, responsibility or liability on the part of MIPL or its officials.

<b>Litigation :</b>	--
---------------------	----

**NOTES :**

Any query related to this report can be made on e-mail : [infodept@mirainform.com](mailto:infodept@mirainform.com) while quoting report number, name and date.

**ECGC Country Risk Classification List**

<b>Country Name</b>	<b>Previous Rating (31.12.2017)</b>	<b>Current Rating (01.04.2018)</b>
China	A2	A1

<b>Risk Category</b>	<b>ECGC Classification</b>
Insignificant	A1
Low Risk	A2
Moderately Low Risk	B1
Moderate Risk	B2
Moderately High Risk	C1
High Risk	C2
Very High Risk	D

**DISCLAIMER :** This Report is **PRIVATE & CONFIDENTIAL** and it is prepared at the request of and for its use by the Subscriber only. The Subscriber shall use the contents of the Report merely as an aid to its business. Mira Inform Private Limited ("MIPL") has collated information/data in the Report, which have not been verified unless otherwise specifically mentioned in the Report. The Subscriber shall independently verify the accuracy and correctness of the information/data before in any way acting upon the same. MIPL shall not be liable for any harm, injury, loss or damage caused to the Subscriber due to default by the Subscriber's debtors/beneficiaries in fulfilling their obligations of any nature whatsoever. This Report or any of its portion shall not be used as a documentary evidence or otherwise before any investigative agencies or forum of law. This Report is confidential and proprietary to MIPL. The Subscriber and/or any other person(s) may not reproduce, publish or disclose any of the contents of the Report to others without the express authorization of MIPL. This Report is prepared and issued to the Subscriber without any risk, responsibility or liability on the part of MIPL or its officials.

## CHINA - ECONOMIC OVERVIEW

Since the late 1970s, China has moved from a closed, centrally planned system to a more market-oriented one that plays a major global role. China has implemented reforms in a gradualist fashion, resulting in efficiency gains that have contributed to a more than tenfold increase in GDP since 1978. Reforms began with the phaseout of collectivized agriculture, and expanded to include the gradual liberalization of prices, fiscal decentralization, increased autonomy for state enterprises, growth of the private sector, development of stock markets and a modern banking system, and opening to foreign trade and investment. China continues to pursue an industrial policy, state support of key sectors, and a restrictive investment regime. Measured on a purchasing power parity (PPP) basis that adjusts for price differences, China in 2016 stood as the largest economy in the world, surpassing the US in 2014 for the first time in modern history. China became the world's largest exporter in 2010, and the largest trading nation in 2013. Still, China's per capita income is below the world average.

After keeping its currency tightly linked to the US dollar for years, China in July 2005 moved to an exchange rate system that references a basket of currencies. From mid-2005 to late 2008, the renminbi appreciated more than 20% against the US dollar, but the exchange rate remained virtually pegged to the dollar from the onset of the global financial crisis until June 2010, when Beijing announced it would allow a resumption of gradual liberalization. From 2013 until early 2015, the renminbi (RMB) appreciated roughly 2% against the dollar, but the exchange rate fell 13% from mid-2015 until end-2016 amid strong capital outflows in part stemming from the August 2015 official devaluation; in 2017 the RMB resumed appreciating against the dollar – roughly 7% from end-of-2016 to end-of-2017. From 2013 to 2017, China had one of the fastest growing economies in the world, averaging slightly more than 7% real growth per year. In 2015, the People's Bank of China announced it would continue to carefully push for full convertibility of the renminbi, after the currency was accepted as part of the IMF's special drawing rights basket. However, since late 2015 the Chinese Government has strengthened capital controls and oversight of overseas investments to better manage the exchange rate and maintain financial stability.

The Chinese Government faces numerous economic challenges including: (a) reducing its high domestic savings rate and correspondingly low domestic household consumption; (b) managing its high corporate debt burden to maintain financial stability; (c) controlling off-balance sheet local government debt used to finance infrastructure stimulus; (d) facilitating higher-wage job opportunities for the aspiring middle class, including rural migrants and college graduates, while maintaining competitiveness; (e) dampening speculative investment in the real estate sector without sharply slowing the economy; (f) reducing industrial overcapacity; and (g) raising productivity growth rates through the more efficient allocation of capital and state-support for innovation. Economic development has progressed further in coastal provinces than in the interior, and by 2016 more than 169.3 million migrant workers and their dependents had relocated to urban areas to find work. One consequence of China's population control policy known as the "one-child policy" - which was relaxed in 2016 to permit all families to have two children - is that China is now one of the most rapidly aging countries in the world. Deterioration in the environment - notably air pollution, soil erosion, and the steady fall of the water table, especially in the North - is another long-term problem. China continues to lose arable land because of erosion and urbanization. The Chinese Government is seeking to add energy production capacity from sources other than coal and oil, focusing on natural gas, nuclear, and clean energy development. In 2016, China ratified the Paris Agreement, a multilateral agreement to combat climate change, and committed to peak its carbon dioxide emissions between 2025 and 2030.

The government's 13th Five-Year Plan, unveiled in March 2016, emphasizes the need to increase innovation and boost domestic consumption to make the economy less dependent on government investment, exports, and heavy industry. However, China has made more progress on subsidizing innovation than rebalancing the economy. Beijing has committed to giving the market a more decisive role in allocating resources, but the Chinese Government's policies continue to favor state-owned enterprises and emphasize stability. Chinese leaders in 2010 pledged to double China's GDP by 2020, and the 13th Five Year Plan includes annual economic

**DISCLAIMER** : This Report is **PRIVATE & CONFIDENTIAL** and it is prepared at the request of and for its use by the Subscriber only. The Subscriber shall use the contents of the Report merely as an aid to its business. Mira Inform Private Limited ("MIPL") has collated information/data in the Report, which have not been verified unless otherwise specifically mentioned in the Report. The Subscriber shall independently verify the accuracy and correctness of the information/data before in any way acting upon the same. MIPL shall not be liable for any harm, injury, loss or damage caused to the Subscriber due to default by the Subscriber's debtors/beneficiaries in fulfilling their obligations of any nature whatsoever. This Report or any of its portion shall not be used as a documentary evidence or otherwise before any investigative agencies or forum of law. This Report is confidential and proprietary to MIPL. The Subscriber and/or any other person(s) may not reproduce, publish or disclose any of the contents of the Report to others without the express authorization of MIPL. This Report is prepared and issued to the Subscriber without any risk, responsibility or liability on the part of MIPL or its officials.



**MIRA INFORM PRIVATE LIMITED**  
605, Palmspring, Near D'Mart, Link Road,  
Malad (West), Mumbai - 400 064. INDIA  
Tel : 91-22-40448000 (44 lines)  
Fax : 91-22-40448045 / 40448046  
E-mail : mira@mirainform.com  
info@mirainform.com  
Website : <http://www.mirainform.com>  
<http://www.miraglobalcheck.com>  
<http://www.miraglobalcollections.com>

growth targets of at least 6.5% through 2020 to achieve that goal. In recent years, China has renewed its support for state-owned enterprises in sectors considered important to "economic security," explicitly looking to foster globally competitive industries. Chinese leaders also have undermined some market-oriented reforms by reaffirming the "dominant" role of the state in the economy, a stance that threatens to discourage private initiative and make the economy less efficient over time. The slight acceleration in economic growth in 2017—the first such uptick since 2010—gives Beijing more latitude to pursue its economic reforms, focusing on financial sector deleveraging and its Supply-Side Structural Reform agenda, first announced in late 2015.

Source : CIA

**DISCLAIMER** : This Report is **PRIVATE & CONFIDENTIAL** and it is prepared at the request of and for its use by the Subscriber only. The Subscriber shall use the contents of the Report merely as an aid to its business. Mira Inform Private Limited ("MIPL") has collated information/data in the Report, which have not been verified unless otherwise specifically mentioned in the Report. The Subscriber shall independently verify the accuracy and correctness of the information/data before in any way acting upon the same. MIPL shall not be liable for any harm, injury, loss or damage caused to the Subscriber due to default by the Subscriber's debtors/beneficiaries in fulfilling their obligations of any nature whatsoever. This Report or any of its portion shall not be used as a documentary evidence or otherwise before any investigative agencies or forum of law. This Report is confidential and proprietary to MIPL. The Subscriber and/or any other person(s) may not reproduce, publish or disclose any of the contents of the Report to others without the express authorization of MIPL. This Report is prepared and issued to the Subscriber without any risk, responsibility or liability on the part of MIPL or its officials.

## **INVESTIGATION RECORD**

Name of Interviewee Gentleman (whose name was refused to be disclosed)  
Tel (86 731) 88702189  
Investigation Way Telephone

## **ORDER DETAILS & INVESTIGATION RESULTS**

-	Order Information	Verification
Name(English)	RAMON SCIENCE AND TECHNOLOGY CO.,LTD.HUNAN	Correct
Address (English)	HUNAN NO. 349, FENGSHU ROAD, QUANTANG STREET, ECONOMIC AND TECHNOLOGICAL DEVELOPMENT ZONE, CHANGSHA HUNAN PR CHINA	Correct

## **ABSTRACT**

### **BASIC INFORMATION**

Name (English) RAMON SCIENCE AND TECHNOLOGY CO., LTD. HUNAN (Given by Official Sources)  
Unified Social Credit Code 91430100678040209A  
AIC registration No. 430194000003549  
National Organization Code 678040209  
Company Status Operational  
Executive Tian Zhiheng  
Registered Capital CNY 30,000,000.00  
Date of Establishment 2008-09-02  
Employee 268  
Website [www.ramon.com.cn](http://www.ramon.com.cn)  
Company Size Medium  
SIC (China) 6500,Software and Information Technology Service Industry  
Import and Export Enterprise Code 4300678040209  
Import/Export Permit Yes  
Judicial Records 12

**DISCLAIMER** : This Report is **PRIVATE & CONFIDENTIAL** and it is prepared at the request of and for its use by the Subscriber only. The Subscriber shall use the contents of the Report merely as an aid to its business. Mira Inform Private Limited ("MIPL") has collated information/data in the Report, which have not been verified unless otherwise specifically mentioned in the Report. The Subscriber shall independently verify the accuracy and correctness of the information/data before in any way acting upon the same. MIPL shall not be liable for any harm, injury, loss or damage caused to the Subscriber due to default by the Subscriber's debtors/beneficiaries in fulfilling their obligations of any nature whatsoever. This Report or any of its portion shall not be used as a documentary evidence or otherwise before any investigative agencies or forum of law. This Report is confidential and proprietary to MIPL. The Subscriber and/or any other person(s) may not reproduce, publish or disclose any of the contents of the Report to others without the express authorization of MIPL. This Report is prepared and issued to the Subscriber without any risk, responsibility or liability on the part of MIPL or its officials.

## CONTACTS

Tel	(86 731)88702189; 88702051
E-mail	overseasales@ramon.com.cn
Address	No. 349, Fengshu Road, Quantang Sub-district, Economic and Technical Development Zone, Changsha City, Hunan Province (Office / Plant)
Address Post code	410100
Ownership	Owned

## GENERAL COMMENTS

### RISK ANALYSIS

Established in September of 2008 with the registered capital of CNY 30,000,000.00, SC is mainly engaged in R&D, production and sales of metallurgical automation system hardware and software. With years of operation, the company has medium business scale and certain industry popularity.

According to its current financial information, SC's operating income of 2017 increased slightly over that of 2016, indicating its business was developed acceptably in 2017. Subject's profit indices of 2017 decreased from those of 2016, indicating its profitability was weaker. As a whole, with high liabilities to assets ratio of 2017, subject's long-term solvency is weak.

## REGISTRATION INFORMATION

### REGISTRATION INFORMATION

Unified Social Credit Code	91430100678040209A
AIC registration No.	430194000003549
Date of Establishment	2008-09-02
Registered Address	349, Fengshu Road, Quantang Sub-district, Changsha Economic and Technical Development Zone
Post code	410100
Registry	Administration Bureau for Industry and Commerce – Economic and Technical Development Zone, Changsha City
Legal Representative	Tian Zhiheng
Legal Form	Limited Liabilities Company
Registered Capital	CNY 30,000,000.00
Paid-in Capital	CNY 30,000,000.00
Latest Year of Annual Report	2017
Operation duration	2008-09-02 to 2028-09-01

**DISCLAIMER** : This Report is **PRIVATE & CONFIDENTIAL** and it is prepared at the request of and for its use by the Subscriber only. The Subscriber shall use the contents of the Report merely as an aid to its business. Mira Inform Private Limited ("MIPL") has collated information/data in the Report, which have not been verified unless otherwise specifically mentioned in the Report. The Subscriber shall independently verify the accuracy and correctness of the information/data before in any way acting upon the same. MIPL shall not be liable for any harm, injury, loss or damage caused to the Subscriber due to default by the Subscriber's debtors/beneficiaries in fulfilling their obligations of any nature whatsoever. This Report or any of its portion shall not be used as a documentary evidence or otherwise before any investigative agencies or forum of law. This Report is confidential and proprietary to MIPL. The Subscriber and/or any other person(s) may not reproduce, publish or disclose any of the contents of the Report to others without the express authorization of MIPL. This Report is prepared and issued to the Subscriber without any risk, responsibility or liability on the part of MIPL or its officials.

**Business Scope**

New material technology extension service; energy saving technology extension service; information electronic technology service; engineering and technology research and test development; material science research and technology development; energy technology research, technology development service; computer technology development, technology service; computer science and technology research service; intelligent technical service Robot development; Software development; Software technology transfer; Software technology service; Information system integration service; Integrated circuit design;  
Self-run and agents of import and export of goods and technologies (except items limited or prohibited by the state government);  
Research on computer detection and control system;  
Site lease business;  
Private building lease business;  
Sales of radioisotopes and radiographic devices, computer software, semiconductor equipment, computer detection and control systems, general machinery, electrical machinery, computer applied electronic equipment, universal instruments, and water-based coatings;  
Technology R&D of electronics, communications and automatic control technology, chemical products, coatings, electronic products, intelligent technology, numerical control technology, optical fiber sensors;  
Manufacture of electrical machinery and equipment, electronic industry special equipment, universal instrument and instrument, electronic measuring instrument, optical instrument, universal and special instrument, components, devices, optoelectronic devices and other electronic devices, integrated circuits, water-based coatings;  
Wholesale of instruments and electronic components  
(Of the above business projects where a permit is required, permit shall be obtained)

**REGISTRATION CHANGES**

-	Date	Item Changed	From	To
1	2017-07-03	Shareholders	Tian Zhiheng ; Tian Lu ; Tian Li ; Zhou Yonghui	Ningbo Meishan Bonded Port Area Jincheng Shazhou Equity Investment Co., Ltd.; Tian Zhiheng ; Tian Lu ; Tian Li ; Zhou Yonghui

**SHAREHOLDER INFORMATION**

-	Name	% Ownership	Capital Contributed	Currency	Investment Way	Paid-in %	Country
1	Tian Zhiheng	40.00	12,000,000.00	CNY	Capital	100	China
2	Tian Lu	30.66	9,198,000.00	CNY	Capital	100	China
3	Tian Li	25.67	7,701,000.00	CNY	Capital	100	China

**DISCLAIMER** : This Report is **PRIVATE & CONFIDENTIAL** and it is prepared at the request of and for its use by the Subscriber only. The Subscriber shall use the contents of the Report merely as an aid to its business. Mira Inform Private Limited ("MIPL") has collated information/data in the Report, which have not been verified unless otherwise specifically mentioned in the Report. The Subscriber shall independently verify the accuracy and correctness of the information/data before in any way acting upon the same. MIPL shall not be liable for any harm, injury, loss or damage caused to the Subscriber due to default by the Subscriber's debtors/beneficiaries in fulfilling their obligations of any nature whatsoever. This Report or any of its portion shall not be used as a documentary evidence or otherwise before any investigative agencies or forum of law. This Report is confidential and proprietary to MIPL. The Subscriber and/or any other person(s) may not reproduce, publish or disclose any of the contents of the Report to others without the express authorization of MIPL. This Report is prepared and issued to the Subscriber without any risk, responsibility or liability on the part of MIPL or its officials.

**RAMON SCIENCE AND TECHNOLOGY CO., LTD. HUNAN - 524012** **PAGE NO. : 8**

4	Zhou Yonghui	2.67	801,000.00	CNY	Capital	100	China
5	Ningbo Meishan Bonded Port Area Jincheng Shazhou Equity Investment Co., Ltd.	1.00	300,000.00	CNY	Capital	100	China
Total		100.0	30,000,000				

**ENTITY SHAREHOLDER**

Name (English)	Ningbo Meishan Bonded Port Area Jincheng Shazhou Equity Investment Co., Ltd.
Country	China
Legal Representative	Qian Zheng
Registration No.	330206000329810
Unified Social Credit Code	91330206MA281XGL7P
Date of Establishment	2016-04-29
Legal Form	Limited Liabilities Company
Registered Capital	CNY 190,000,000.00
Status	Operational
Registered Address	Room 787, No. 11, No. 1 Office Building, Meishan Salt Yard, Beilun Dist

**ULTIMATE HOLDING**

-	Ultimate Shareholder	Investment Way
1	Tian Zhiheng	Capital

English Name	Tian Zhiheng
Country	China
Type	Natural person shareholder
Investment Way	Capital
Note	Tian Zhiheng --40.00% RAMON SCIENCE AND TECHNOLOGY CO., LTD. HUNAN

**BRANCHES**

No branch information of subject is searched out from database.

**INVESTMENT IN OTHER COMPANIES**

**DISCLAIMER** : This Report is **PRIVATE & CONFIDENTIAL** and it is prepared at the request of and for its use by the Subscriber only. The Subscriber shall use the contents of the Report merely as an aid to its business. Mira Inform Private Limited ("MIPL") has collated information/data in the Report, which have not been verified unless otherwise specifically mentioned in the Report. The Subscriber shall independently verify the accuracy and correctness of the information/data before in any way acting upon the same. MIPL shall not be liable for any harm, injury, loss or damage caused to the Subscriber due to default by the Subscriber's debtors/beneficiaries in fulfilling their obligations of any nature whatsoever. This Report or any of its portion shall not be used as a documentary evidence or otherwise before any investigative agencies or forum of law. This Report is confidential and proprietary to MIPL. The Subscriber and/or any other person(s) may not reproduce, publish or disclose any of the contents of the Report to others without the express authorization of MIPL. This Report is prepared and issued to the Subscriber without any risk, responsibility or liability on the part of MIPL or its officials.

**RAMON SCIENCE AND TECHNOLOGY CO., LTD. HUNAN - 524012**

**PAGE NO. : 9**

-	Name	License Status	Share Holding	Currency	% Ownership
1	Jiangsu Shasteel Ramon Intelligent Equipment Manufacturing Co., Ltd.	Operational	5,000,000.00	CNY	50

Name (English)	Jiangsu Shasteel Ramon Intelligent Equipment Manufacturing Co., Ltd.
Unified Social Credit Code	91320582MA1NBRHQ44
License Status	Operational
Registration No.	320582000442696
Name Of Legal Representative	Chen Zhaopeng
Legal Form	Limited Liabilities Company
Country	China
Registered Capital	CNY 10,000,000.00
Type	Subsidiary
Date of Establishment	2017-01-20
Share Holding	5,000,000.00
Currency	CNY
% Ownership	50

## **MANAGEMENT**

### **LEGAL REPRESENTATIVE**

Name	Tian Zhiheng
Position	Chairman

### **INVOLVEMENT IN OTHER COMPANIES**

-	Name (English)	License Status	Legal Representative	Position	Type of Engagement
1	RAMON SCIENCE AND TECHNOLOGY CO.,LTD.	Operational	YES	Chairman	Directorship; Investment(52.75%)
2	RAMON SCIENCE AND TECHNOLOGY CO.,LTD. BEIJING RESEARCH INSTITUTE	Operational	YES	Chief	Directorship
3	Sanhe Ramon Electro-	Operational	YES	Executive	Directorship

**DISCLAIMER** : This Report is **PRIVATE & CONFIDENTIAL** and it is prepared at the request of and for its use by the Subscriber only. The Subscriber shall use the contents of the Report merely as an aid to its business. Mira Inform Private Limited ("MIPL") has collated information/data in the Report, which have not been verified unless otherwise specifically mentioned in the Report. The Subscriber shall independently verify the accuracy and correctness of the information/data before in any way acting upon the same. MIPL shall not be liable for any harm, injury, loss or damage caused to the Subscriber due to default by the Subscriber's debtors/beneficiaries in fulfilling their obligations of any nature whatsoever. This Report or any of its portion shall not be used as a documentary evidence or otherwise before any investigative agencies or forum of law. This Report is confidential and proprietary to MIPL. The Subscriber and/or any other person(s) may not reproduce, publish or disclose any of the contents of the Report to others without the express authorization of MIPL. This Report is prepared and issued to the Subscriber without any risk, responsibility or liability on the part of MIPL or its officials.

Mechanical Technology  
Co., Ltd.

director

Name (English) RAMON SCIENCE AND TECHNOLOGY CO.,LTD.  
License Status Operational  
Name Of Legal Representative Tian Zhiheng  
Registered Capital CNY 30,000,000.00  
Country China  
Registration No. 430400400001675  
Unified Social Credit Code 91430400185026783E  
Legal Form Limited Liabilities Company (Sino-Foreign Joint Venture)  
Share Holding 15,825,000.00  
Currency Of Share Holding CNY  
% Ownership 52.75  
Position Chairman  
Date of Establishment 1993-01-03

Name (English) RAMON SCIENCE AND TECHNOLOGY CO.,LTD. BEIJING RESEARCH  
INSTITUTE  
License Status Operational  
Name Of Legal Representative Tian Zhiheng  
Country China  
Registration No. 110000450100957  
Unified Social Credit Code 91110108690001720Y  
Legal Form Branch Company  
Position Chief  
Date of Establishment 2009-06-01

Name (English) Sanhe Ramon Electro-Mechanical Technology Co., Ltd.  
License Status Operational  
Name Of Legal Representative Tian Zhiheng  
Registered Capital CNY 100,000.00  
Country China  
Registration No. 131082000067886

Unified Social Credit Code 91131082347836894U  
Legal Form Limited Liabilities Company  
Position Executive director  
Date of Establishment 2015-08-12

#### MANAGEMENT

-	Name	Position	Gender
1	Tian Zhiheng	Chairman	-

#### DIRECTORS AND SUPERVISORS

-	Name	Position	Gender
1	Tian Zhiheng	Chairman	-
2	Zhou Yonghui	Director	-
3	Tian Lu	Director	-
4	Jiang Furong	Director	-
5	Tian Li	Director	-
6	Tan Shihong	Supervisor	-

## JUDICIAL INFORMATION

There are totally 12 judicial records related to subject checked.

#### DEFAULT EXECUTED PARTY

As of the reporting date, no related record about subject is found through below sources:

- A. Website of China Court Organization;
- B. Websites of local courts of subject's location;
- C. Websites of major domestic courts;
- D. Judicial information of database.

#### SUBJECT AS EXECUTED PARTY

As of the reporting date, no related record about subject is found through below sources:

- A. Website of China Court Organization;
- B. Websites of local courts of subject's location;
- C. Websites of major domestic courts;
- D. Judicial information of database.

#### CIVIL & COMMERCIAL TRIAL PROCESS

Name RAMON SCIENCE AND TECHNOLOGY CO., LTD. HUNAN

**DISCLAIMER** : This Report is **PRIVATE & CONFIDENTIAL** and it is prepared at the request of and for its use by the Subscriber only. The Subscriber shall use the contents of the Report merely as an aid to its business. Mira Inform Private Limited ("MIPL") has collated information/data in the Report, which have not been verified unless otherwise specifically mentioned in the Report. The Subscriber shall independently verify the accuracy and correctness of the information/data before in any way acting upon the same. MIPL shall not be liable for any harm, injury, loss or damage caused to the Subscriber due to default by the Subscriber's debtors/beneficiaries in fulfilling their obligations of any nature whatsoever. This Report or any of its portion shall not be used as a documentary evidence or otherwise before any investigative agencies or forum of law. This Report is confidential and proprietary to MIPL. The Subscriber and/or any other person(s) may not reproduce, publish or disclose any of the contents of the Report to others without the express authorization of MIPL. This Report is prepared and issued to the Subscriber without any risk, responsibility or liability on the part of MIPL or its officials.

Government ID. / AIC 91430100678040209a  
Registration No.  
Position Applicant  
Hearing Court People's Court of Duanzhou Dist, Zhaoqing City, Guangdong Province  
Date Type Delivery time  
Date 2017-07-27

Name RAMON SCIENCE AND TECHNOLOGY CO., LTD. HUNAN  
Government ID. / AIC 91430100678040209a  
Registration No.  
File No. (2017) E 0191 Min Cui 4  
Position Applicant  
Hearing Court People's Court of Wuhan Economic and Technical Development Zone, Hubei Province  
Date Type Delivery time  
Date 2017-07-18

Name RAMON SCIENCE AND TECHNOLOGY CO., LTD. HUNAN  
Government ID. / AIC 91430100678040209a  
Registration No.  
File No. (2017) YUE 1202 Min Cui 1  
Position Applicant  
Hearing Court People's Court of Duanzhou Dist, Zhaoqing City, Guangdong Province  
Date Type Trial Date  
Date 2017-06-01

Name RAMON SCIENCE AND TECHNOLOGY CO., LTD. HUNAN  
Government ID. / AIC 91430100678040209a  
Registration No.  
Position Party Involved  
Hearing Court People's Court of Wuhan Economic and Technical Development Zone, Hubei Province  
Date Type Delivery time  
Date 2017-05-04

Name RAMON SCIENCE AND TECHNOLOGY CO., LTD. HUNAN  
Government ID. / AIC 91430100678040209a  
Registration No.  
File No. (2017) YUE 1202 Min Cui 1

Position	Applicant
Hearing Court	People's Court of Duanzhou Dist, Zhaoqing City, Guangdong Province
Date Type	Filing Date
Date	2017-04-21
Name	RAMON SCIENCE AND TECHNOLOGY CO., LTD. HUNAN
Government ID. / AIC	91430100678040209a
Registration No.	
File No.	(2017) E 0191 Min Cui 4
Position	Applicant
Hearing Court	People's Court of Wuhan Economic and Technical Development Zone, Hubei Province
Date Type	Filing Date
Date	2017-04-17

**CIVIL & COMMERCIAL JUDGMENT DOCUMENT**

Name	RAMON SCIENCE AND TECHNOLOGY CO., LTD. HUNAN
Government ID. / AIC	91430100678040209a
Registration No.	
File No.	(2017) SU 0102 Min Cui 15
Hearing Court	People's Court of Xuanwu District, Nanjing City, Jiangsu Province
Court Type	Grassroots People's Court
Cause of Action	Motion of public summons
Value	0
Position	Plaintiff
Date of trial	2017-08-23
Date of Closing	2017-08-23

Name	RAMON SCIENCE AND TECHNOLOGY CO., LTD. HUNAN
Government ID. / AIC	91430100678040209a
Registration No.	
File No.	(2017) E 0191 Min Cui 4
Hearing Court	People's Court of Wuhan Economic and Technical Development Zone, Hubei Province
Court Type	Grassroots People's Court
Cause of Action	Dissension of invalid bill
Value	122,741

**RAMON SCIENCE AND TECHNOLOGY CO., LTD. HUNAN - 524012**

**PAGE NO. : 14**

Position	Plaintiff
Date of trial	2017-07-10
Date of Closing	2017-07-10
Name	RAMON SCIENCE AND TECHNOLOGY CO., LTD. HUNAN
Government ID. / AIC Registration No.	91430100678040209a
File No.	(2017) YUE 1202 Min Cui 1
Hearing Court	People's Court of Duanzhou Dist, Zhaoqing City, Guangdong Province
Court Type	Grassroots People's Court
Cause of Action	Motion of public summons
Value	0
Position	Plaintiff
Date of trial	2017-07-07
Date of Closing	2017-07-07
Name	RAMON SCIENCE AND TECHNOLOGY CO., LTD. HUNAN
Government ID. / AIC Registration No.	91430100678040209a
File No.	(2017) SU 0102 Min Cui 10
Hearing Court	People's Court of Xuanwu District, Nanjing City
Court Type	Grassroots People's Court
Cause of Action	Motion of public summons
Value	10,000
Position	Plaintiff
Date of trial	2017-04-14
Date of Closing	2017-04-14
Name	RAMON SCIENCE AND TECHNOLOGY CO., LTD. HUNAN
Government ID. / AIC Registration No.	91430100678040209a
File No.	(2015) BEI Min Chu Zi 4293
Category	Purchase and sale contract
Hearing Court	People's Court of Lubei Dist, Tangshan City, Hebei Province
Court Type	Grassroots People's Court
Cause of Action	Sales contract dispute

Value 0  
Position Plaintiff  
Date of trial 2016-01-06  
Date of Closing 2016-01-06

Name RAMON SCIENCE AND TECHNOLOGY CO., LTD. HUNAN  
Government ID. / AIC 91430100678040209a  
Registration No.  
File No. (2015) ZHANG Xian Min Chu Zi 1076  
Hearing Court People's Court of Changsha County, Hunan Province  
Court Type Grassroots People's Court  
Cause of Action Labor dispute  
Value 1,200  
Position Plaintiff  
Date of trial 2015-06-30  
Date of Closing 2015-06-30

**ADMINISTRATIVE ILLEGAL RECORDS**

As of the reporting date, no related record about subject is found through below sources:

- A. Website of China Court Organization;
- B. Websites of local courts of subject's location;
- C. Websites of major domestic courts;
- D. Judicial information of database.

## **OPERATION INFORMATION**

### **MAIN BUSINESS**

Main Business R&D, production and sales of metallurgical automation system hardware and software  
Products & Service SC is mainly engaged in R&D, production and sales of metallurgical automation system hardware and software. The company concentrates on research and development and application of automatic inspection, on-line process monitoring, robot control and processing, quality tracking and determination and other 30 technologies. The company also provides advanced intelligent solutions for metallurgy, nuclear power, chemical industry, etc. Subject's main products are vibration slag measurement technology, surface quality detection system, spraying machine, marking machine, breakout prediction system, dynamic soft reduction technology, etc.

### **OPERATION FACILITIES**

**DISCLAIMER** : This Report is **PRIVATE & CONFIDENTIAL** and it is prepared at the request of and for its use by the Subscriber only. The Subscriber shall use the contents of the Report merely as an aid to its business. Mira Inform Private Limited ("MIPL") has collated information/data in the Report, which have not been verified unless otherwise specifically mentioned in the Report. The Subscriber shall independently verify the accuracy and correctness of the information/data before in any way acting upon the same. MIPL shall not be liable for any harm, injury, loss or damage caused to the Subscriber due to default by the Subscriber's debtors/beneficiaries in fulfilling their obligations of any nature whatsoever. This Report or any of its portion shall not be used as a documentary evidence or otherwise before any investigative agencies or forum of law. This Report is confidential and proprietary to MIPL. The Subscriber and/or any other person(s) may not reproduce, publish or disclose any of the contents of the Report to others without the express authorization of MIPL. This Report is prepared and issued to the Subscriber without any risk, responsibility or liability on the part of MIPL or its officials.

Business Address	No. 349, Fengshu Road, Quantang Sub-district, Economic and Technical Development Zone, Changsha City, Hunan Province (Office / Plant)
Tel	(86 731)88702189; 88702051
E-mail	overseasales@ramon.com.cn
Post code	410100
Environment	Main industrial area
Land Area	N/A -
Ownership	Owned
Traffic Condition	Convenient

**SALES INFORMATION**

Region	Products	Customer Type	Number of Customers	Payment Terms	Region	Percentage
Domestic	Leaky steel forecast system, surface quality inspection system, etc.	Companies from metallurgy, nuclear power, chemical industry, etc.	Above 10	Prompt payment; Credit payment	All over China	90
International	Leaky steel forecast system, surface quality inspection system, etc.	Metallurgical enterprises, etc.	Above 10	T/T; L/C	Taiwan, India, Russian Federation, Iran etc	10

**OTHER INFORMATION** SC's business is developed at home and abroad and the company's customers mainly are from metallurgy, nuclear power, chemical industry, etc. It has cooperation with domestic steel plants, including Sha-steel; Tangsteel; Bxsteel; Xianggang, etc.

**MAJOR CUSTOMERS**

-	Name	Legal Form	Country
1	JIANGSU SHAGANG GROUP CO.,LTD.	Limited Liabilities Company	China
2	Qingdao Special Iron and Steel Co., Ltd	Limited Liabilities Company	China

Name (English) JIANGSU SHAGANG GROUP CO.,LTD.  
Country China  
Legal Form Limited Liabilities Company

Name (English) Qingdao Special Iron and Steel Co., Ltd  
Country China  
Legal Form Limited Liabilities Company

**PURCHASE INFORMATION**

Region	Main Purchased	Products	Number of Suppliers	Payment Terms	Region	Percentage
Domestic	Computer hardware, testing equipment, etc.	software, production	Above 10	Prompt payment; Credit payment	All over China	99
International	Boron carbide etc		Above 5	T/T; L/C	Russia and so on	1

OTHER INFORMATION SC has mature procurement system and smooth purchase channels.

**NOTE TO CREDIT RECORD**

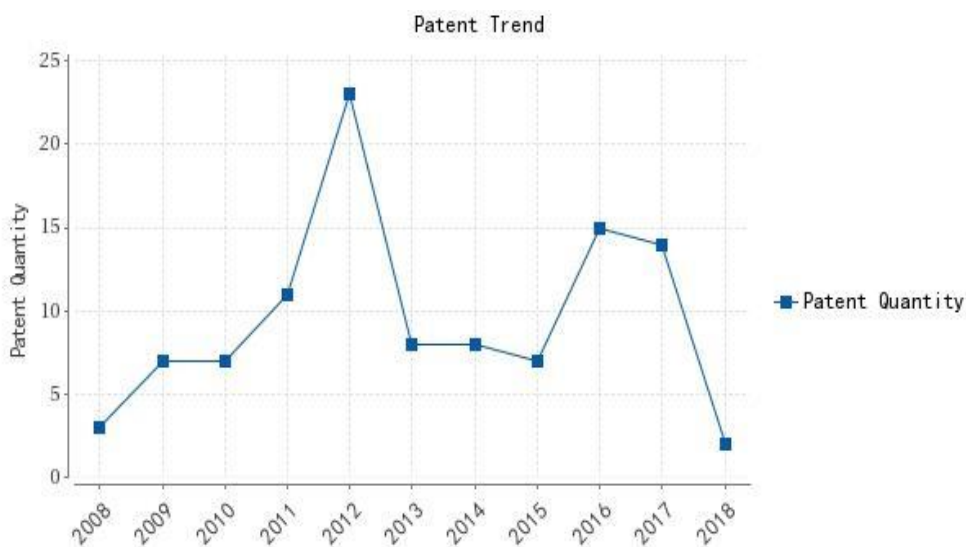
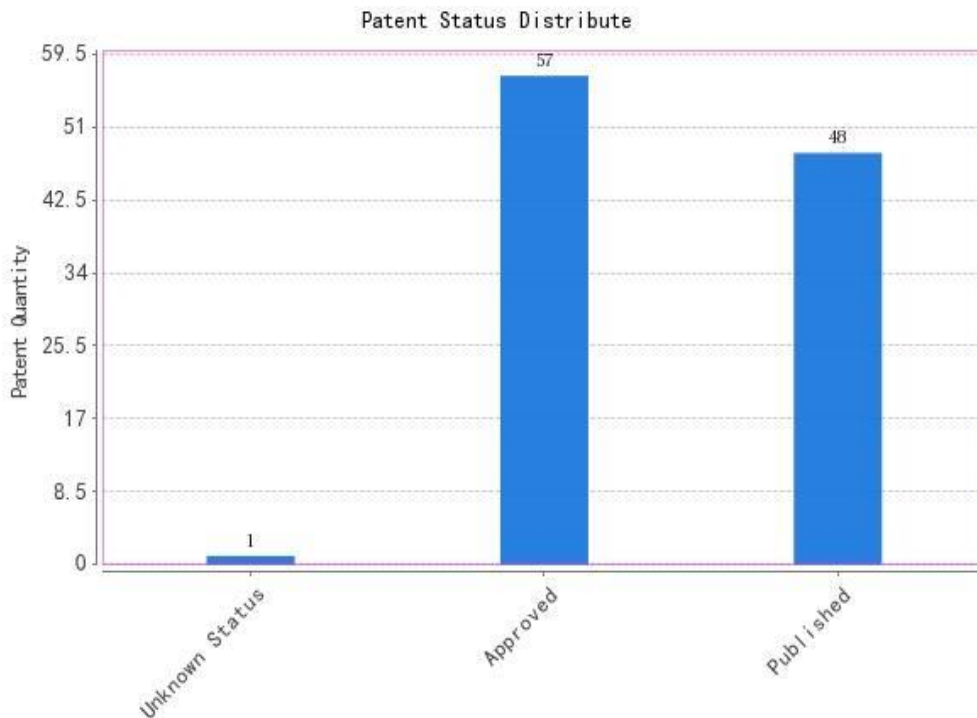
Note SC's staff declined to disclose any information of the suppliers due to company secrecy. No information of its suppliers is obtained through public sources. Hence, no payment records can be provided in the report.

**ELECTRICITY CONSUMPTION RECORD**

No electricity consumption record of subject can be obtained as the electricity consumer may not be filed with subject's name.

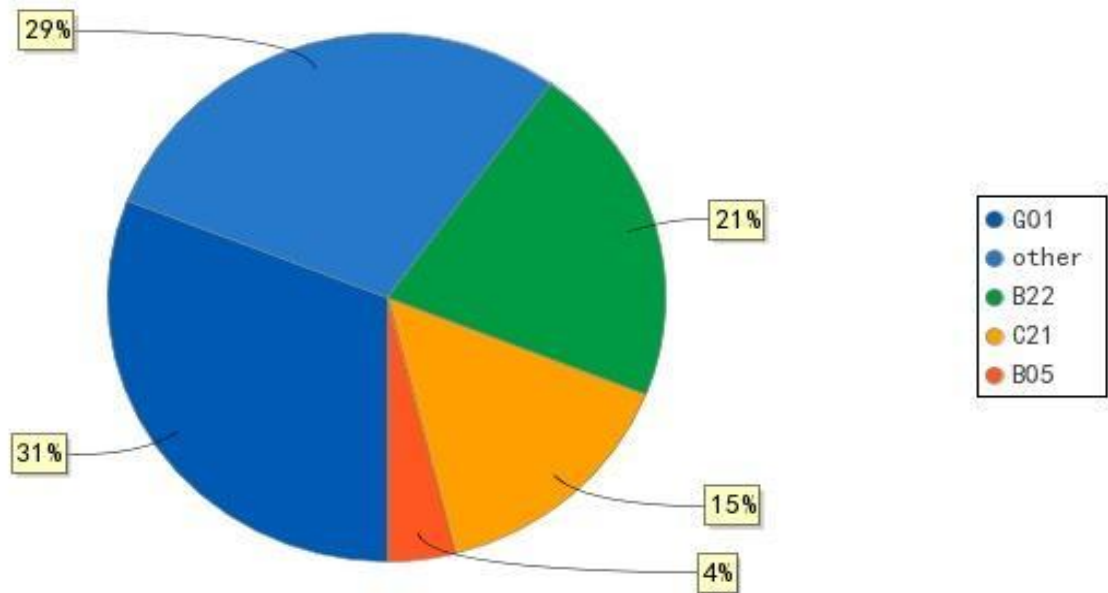
**QUALIFICATIONS & TRENDS**

**PATENT**



**DISCLAIMER :** This Report is **PRIVATE & CONFIDENTIAL** and it is prepared at the request of and for its use by the Subscriber only. The Subscriber shall use the contents of the Report merely as an aid to its business. Mira Inform Private Limited ("MIPL") has collated information/data in the Report, which have not been verified unless otherwise specifically mentioned in the Report. The Subscriber shall independently verify the accuracy and correctness of the information/data before in any way acting upon the same. MIPL shall not be liable for any harm, injury, loss or damage caused to the Subscriber due to default by the Subscriber's debtors/beneficiaries in fulfilling their obligations of any nature whatsoever. This Report or any of its portion shall not be used as a documentary evidence or otherwise before any investigative agencies or forum of law. This Report is confidential and proprietary to MIPL. The Subscriber and/or any other person(s) may not reproduce, publish or disclose any of the contents of the Report to others without the express authorization of MIPL. This Report is prepared and issued to the Subscriber without any risk, responsibility or liability on the part of MIPL or its officials.

Patent Type Distribute



Subject focuses on R&D of "G01 "

**COPYRIGHT**

-	Copyright Information	File No.	Classification
1	RAMON converter lining laser thickness measurement system	2016SR083940	30200-0000
2	RAMON receiver acquisition subsystem	2015SR016411	10100-0000
3	RAMON weighing and fixed length cutting control system	2015SR002703	10100-0000
4	RAMON level check and control system	2014SR197212	30200-0000
5	RAMON vibration subsystem	2014SR197208	30200-0000
6	Ramon signal acquisition subsystem	2014SR188467	10100-0000
7	On line hydrogen fixing system for RAMON steel	2014SR176792	30200-0000
8	RAMON automatic slag protection system	2014SR172750	10100-0000
9	Data acquisition subsystem of RAMON laser rangefinder	2014SR157549	30200-0000

**DISCLAIMER** : This Report is **PRIVATE & CONFIDENTIAL** and it is prepared at the request of and for its use by the Subscriber only. The Subscriber shall use the contents of the Report merely as an aid to its business. Mira Inform Private Limited ("MIPL") has collated information/data in the Report, which have not been verified unless otherwise specifically mentioned in the Report. The Subscriber shall independently verify the accuracy and correctness of the information/data before in any way acting upon the same. MIPL shall not be liable for any harm, injury, loss or damage caused to the Subscriber due to default by the Subscriber's debtors/beneficiaries in fulfilling their obligations of any nature whatsoever. This Report or any of its portion shall not be used as a documentary evidence or otherwise before any investigative agencies or forum of law. This Report is confidential and proprietary to MIPL. The Subscriber and/or any other person(s) may not reproduce, publish or disclose any of the contents of the Report to others without the express authorization of MIPL. This Report is prepared and issued to the Subscriber without any risk, responsibility or liability on the part of MIPL or its officials.

***RAMON SCIENCE AND TECHNOLOGY CO., LTD. HUNAN - 524012*** ***PAGE NO. : 20***

10	RAMON instrument acquisition subsystem	2014SR156359	30200-0000
11	RAMONPLC data acquisition subsystem	2014SR153857	30200-0000
12	RAMON slab laser length measurement system	2014SR097616	10100-0000
13	RAMON converter slag detection system	2014SR097577	10100-0000
14	RAMON infrared fixed ruler control system	2014SR097617	10100-0000
15	RAMON billet on-line width measurement system	2014SR097576	10100-0000
16	RAMON operating arm system	2014SR075391	30200-0000
17	RAMON middle package liquid level control system	2014SR075382	30208-0000
18	RAMON furnace detection system	2014SR075381	30200-0000
19	RAMON oxygen gun vibration detection system	2014SR075057	30200-0000
20	RAMON character recognition system	2014SR074829	30200-0000

Note: Maximum 20 records are showed for the client's reference.

**EXPORT/IMPORT PERMIT**

EXPORT/IMPORT PERMIT Yes

**IMPORT / EXPORT DETAILS**

2017 Import / Export Volume (USD 1,000)

Import Volume	Export Volume
183	2,220

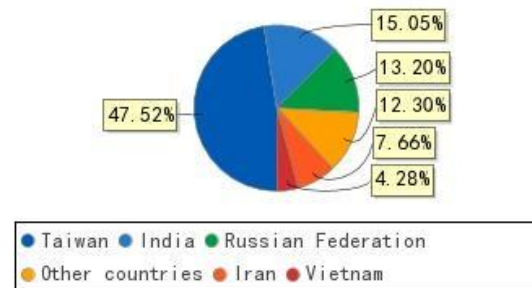
2017 Importing Regions (USD 1,000)

Importing Regions	Import Volume
Russian Federation	183

2017 Exporting Regions (USD 1,000)

Exporting Regions	Export Volume
Taiwan	1,055
India	334
Russian Federation	293
Iran	170
Vietnam	95
Other countries	273

2017 Exporting Countries Lay-out



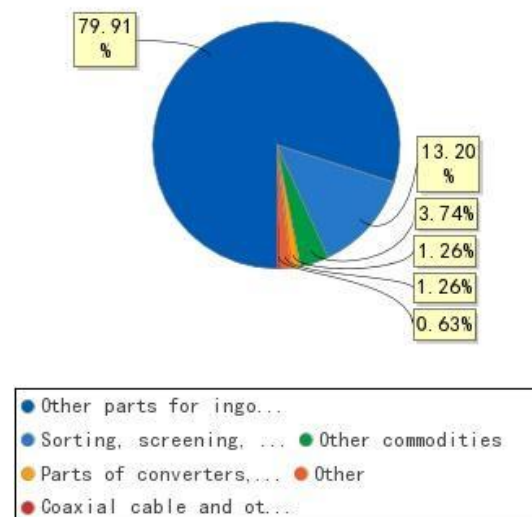
2017 Imported Products (USD 1,000)

Imported Products	Import Volume
Boron carbide	183

2017 Exported Products (USD 1,000)

Exported Products	Export Volume
Sorting, screening, separating or washing machines	293
Other parts for ingot continuous casting machines use	1,774
Other commodities	83
Parts of converters, ladles, ingot moulds and casting machines, of a kind used in metallurgy or in metal foundries	28
Coaxial cable and other coaxial electric conductors	14
Other	28

2017 Exported Products Lay-out



2016 Import / Export Volume (USD 1,000)

Import Volume

4

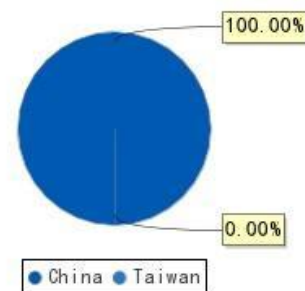
Export Volume

1,248

2016 Importing Regions (USD 1,000)

Importing Regions	Import Volume
China	4
Taiwan	0

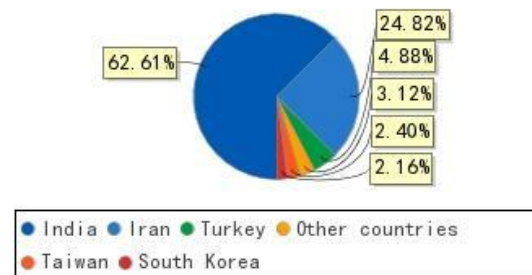
2016 Importing Countries Lay-out



2016 Exporting Regions (USD 1,000)

Exporting Regions	Export Volume
India	782
Iran	310
Turkey	61
Taiwan	30
South Korea	27
Other countries	39

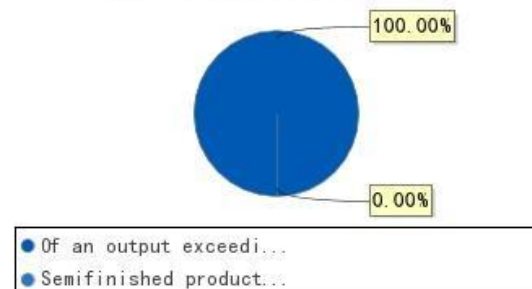
2016 Exporting Countries Lay-out



2016 Imported Products (USD 1,000)

Imported Products	Import Volume
Of an output exceeding 750 W but not exceeding 75 KW	4
Semifinished products of other alloysteel	0

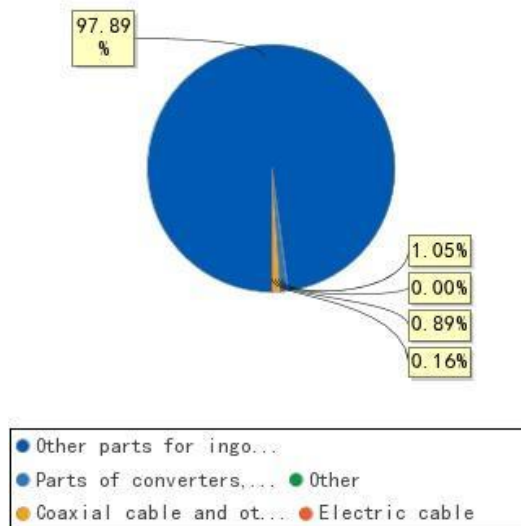
2016 Imported Products Lay-out



2016 Exported Products (USD 1,000)

Exported Products	Export Volume
Other parts for ingot continuous casting machines use	1,209
Parts of converters, ladles, ingot moulds and casting machines, of a kind used in metallurgy or in metal foundries	13
Other	13
Coaxial cable and other coaxial electric conductors	11
Electric cable	2
Other	0

2016 Exported Products Lay-out



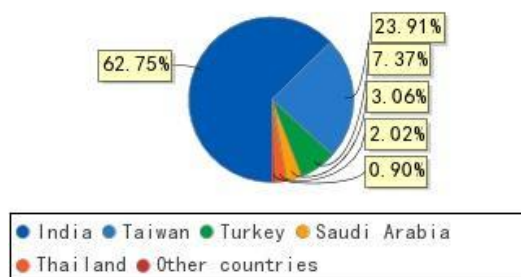
2015 Import / Export Volume (USD 1,000)

Import Volume	Export Volume
-	1,439

2015 Exporting Regions (USD 1,000)

Exporting Regions	Export Volume
India	903
Taiwan	344
Turkey	106
Saudi Arabia	44
Thailand	29
Other countries	13

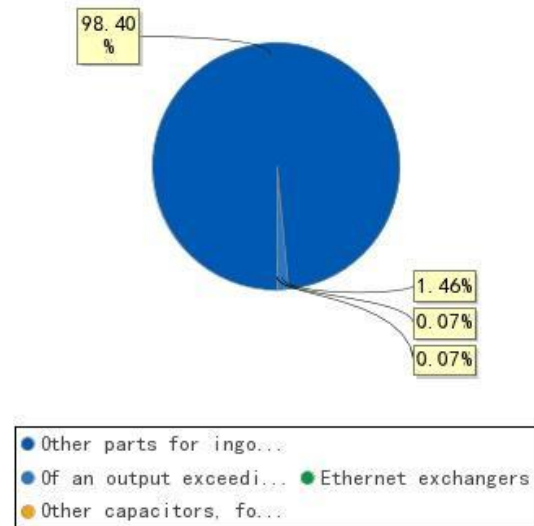
2015 Exporting Countries Lay-out



2015 Exported Products Lay-out

2015 Exported Products (USD 1,000)

Exported Products	Export Volume
Other parts for ingot continuous casting machines use	1,416
Of an output exceeding 750 W but not exceeding 75 KW	21
Ethernet exchangers	1
Other capacitors, for a power handling capacity exceeding 20 W	1



**EMPLOYEE**

Employee Number 268

OTHER INFORMATION The above information is obtained from official channel.

**WEBSITES**

-	Website	Name	File No	Registrant
1	<a href="http://www.ramon.com.cn">www.ramon.com.cn</a>	RAMON SCIENCE AND TECHNOLOGY	-	-

Website	<a href="http://www.ramon.com.cn">www.ramon.com.cn</a>
Country	China
Status	Operational
Name	RAMON SCIENCE AND TECHNOLOGY
Sponsor Name	RAMON SCIENCE AND TECHNOLOGY CO., LTD. HUNAN
Hosted By	Enterprise
Source	Public channel

**DISCLAIMER** : This Report is **PRIVATE & CONFIDENTIAL** and it is prepared at the request of and for its use by the Subscriber only. The Subscriber shall use the contents of the Report merely as an aid to its business. Mira Inform Private Limited ("MIPL") has collated information/data in the Report, which have not been verified unless otherwise specifically mentioned in the Report. The Subscriber shall independently verify the accuracy and correctness of the information/data before in any way acting upon the same. MIPL shall not be liable for any harm, injury, loss or damage caused to the Subscriber due to default by the Subscriber's debtors/beneficiaries in fulfilling their obligations of any nature whatsoever. This Report or any of its portion shall not be used as a documentary evidence or otherwise before any investigative agencies or forum of law. This Report is confidential and proprietary to MIPL. The Subscriber and/or any other person(s) may not reproduce, publish or disclose any of the contents of the Report to others without the express authorization of MIPL. This Report is prepared and issued to the Subscriber without any risk, responsibility or liability on the part of MIPL or its officials.

## **ADMINISTRATIVE INFORMATION**

### **ADMINISTRATIVE LICENSES & IDENTIFICATIONS**

-	License No.	License Name
1	Chang Xian Ren She Xu Jue Zi [2018] 04	Administrative license for special working hours
2	430112201712210201	Building construction permits
3	Jing Kai Jian 2[2017]0031	Planning permit for construction land in urban and town planning areas

License No.	Chang Xian Ren She Xu Jue Zi [2018] 04
License Name	Administrative license for special working hours
Issuing date	2018-03-02
Expire date	2019-03-01
Issuing party	Human Affairs Administrative - Changsha County
License Content	Consent to permit irregular work

License No.	430112201712210201
License Name	Building construction permits
Issuing date	2017-12-21
Issuing party	Housing and Urban and Rural Construction Bureau - Changsha County, Changsha City
License Content	Grant construction of Construction Project of On-line Measuring Sensor with Annual Production of 1 Million Molten Steel

License No.	Jing Kai Jian 2[2017]0031
License Name	Planning permit for construction land in urban and town planning areas
Issuing date	2017-07-19
Expire date	2018-07-19
Issuing party	Planning Bureau
License Content	Construction project planning license

### **ABNORMAL TAX PAYER**

As of the reporting date, no related record about subject is found through below sources:

- A. Website of Tax Bureau of China;
- B. Website of local Tax Bureau of subject's location;
- C. Taxpayer information of database.

### **TAX ARREARS LIST**

As of the reporting date, no related record about subject is found through below sources:

**DISCLAIMER** : This Report is **PRIVATE & CONFIDENTIAL** and it is prepared at the request of and for its use by the Subscriber only. The Subscriber shall use the contents of the Report merely as an aid to its business. Mira Inform Private Limited ("MIPL") has collated information/data in the Report, which have not been verified unless otherwise specifically mentioned in the Report. The Subscriber shall independently verify the accuracy and correctness of the information/data before in any way acting upon the same. MIPL shall not be liable for any harm, injury, loss or damage caused to the Subscriber due to default by the Subscriber's debtors/beneficiaries in fulfilling their obligations of any nature whatsoever. This Report or any of its portion shall not be used as a documentary evidence or otherwise before any investigative agencies or forum of law. This Report is confidential and proprietary to MIPL. The Subscriber and/or any other person(s) may not reproduce, publish or disclose any of the contents of the Report to others without the express authorization of MIPL. This Report is prepared and issued to the Subscriber without any risk, responsibility or liability on the part of MIPL or its officials.

- A. Website of Tax Bureau of China;
- B. Website of local Tax Bureau of subject's location;
- C. Taxpayer information of database.

**DEBT ARREARS LIST**

As of the reporting date, no related record about subject is found through below sources:

- A. Major telecommunication operators of China;
- B. Telecommunication information of database.

## **FINANCIAL INFORMATION**

**DETAILED FINANCIAL INFORMATION (UNIT: CNY 1,000)**

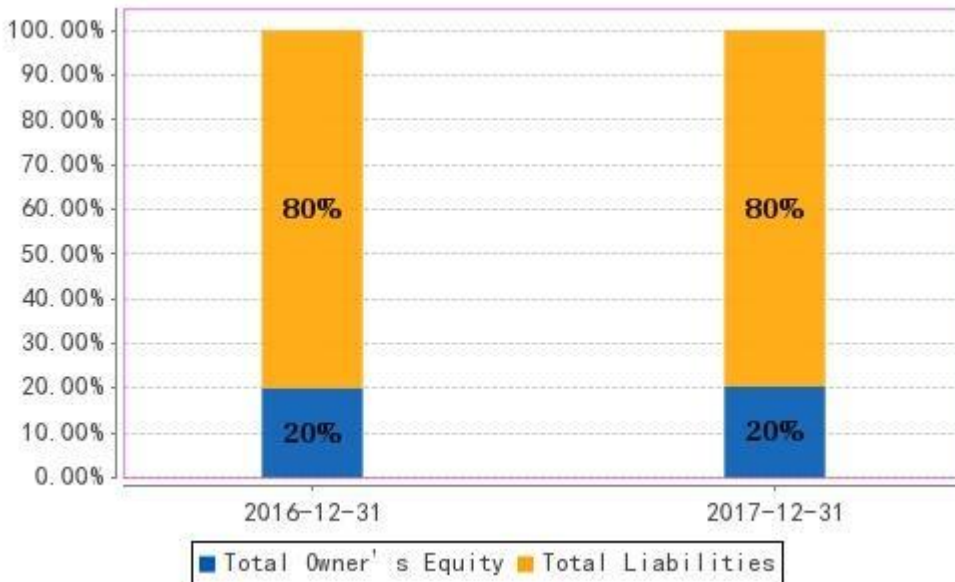
Financial Note: Due to the lack of a clear government policy regarding the transparency of enterprise financial information, some financial items might be missing in the financial statements, causing possible inequality between the sum of the provided items and the provided total numbers.

**Assets**

Year	2016-12-31	2017-12-31
Report Type	Annual Report	Annual Report
Statement Type	Individual	Individual
Source	AIC	AIC
Audited or Not	Unknown	Unknown
Total Assets	181,680	224,330

**Liabilities**

Year	2016-12-31	2017-12-31
Total Liabilities	145,380	178,760
Total Owner's Equity	36,300	45,570
Total Liabilities and Owner's Equity	181,680	224,330



**Income Statement**

Year	2016-12-31	2017-12-31
Operating Income	77,380	89,440
Total Profit	15,860	9,270
Income Tax	0	0
Net Profit	15,860	9,270

**GROWTH RATE OF MAJOR FINANCIAL**

	2016	Growth(%)	2017
Operating Income	77,380	15.59	89,440
Total Assets	181,680	23.48	224,330
Total Profit	15,860	-41.55	9,270
Net Profit	15,860	-41.55	9,270
Total Liabilities	145,380	22.96	178,760
Total Owner's Equity	36,300	25.54	45,570

**IMPORTANT RATIO**

**DISCLAIMER** : This Report is **PRIVATE & CONFIDENTIAL** and it is prepared at the request of and for its use by the Subscriber only. The Subscriber shall use the contents of the Report merely as an aid to its business. Mira Inform Private Limited ("MIPL") has collated information/data in the Report, which have not been verified unless otherwise specifically mentioned in the Report. The Subscriber shall independently verify the accuracy and correctness of the information/data before in any way acting upon the same. MIPL shall not be liable for any harm, injury, loss or damage caused to the Subscriber due to default by the Subscriber's debtors/beneficiaries in fulfilling their obligations of any nature whatsoever. This Report or any of its portion shall not be used as a documentary evidence or otherwise before any investigative agencies or forum of law. This Report is confidential and proprietary to MIPL. The Subscriber and/or any other person(s) may not reproduce, publish or disclose any of the contents of the Report to others without the express authorization of MIPL. This Report is prepared and issued to the Subscriber without any risk, responsibility or liability on the part of MIPL or its officials.

**RAMON SCIENCE AND TECHNOLOGY CO., LTD. HUNAN - 524012**

**PAGE NO. : 28**

<b>Profitability</b>	<b>2016</b>	<b>2017</b>
Return on net assets (%)	43.69	20.34
Return on total assets (%)	8.73	4.13
Net profit margin (%)	20.50	10.36
<b>Operation capacity</b>	<b>2016</b>	<b>2017</b>
Turnover of total assets	0.43	0.40
<b>Solvency</b>	<b>2016</b>	<b>2017</b>
Liabilities to assets ratio (%)	80.02	79.69
<b>Development capacity</b>	<b>2016</b>	<b>2017</b>
Yearly Growth of Operating Income (%)	-	15.59
Yearly growth of total assets (%)	-	23.48

**FINANCIALS & ANALYSIS**

Financial Note SC's detailed financial information of 2017 and 2016 is unavailable through all available channels. Subject's staff was contacted but declined to provide relevant financial information. Only subject's financial summaries of 2017 and 2016 obtained from AIC source are provided for client's reference.

**INDUSTRY INFORMATION**

**INDUSTRY CODE**

SIC (China) 6500, Software and Information Technology Service Industry **【Major】**  
ISIC 6200, Computer programming, consultancy and related activities  
NACE 62, Computer programming, consultancy and related activities

**INDUSTRY FINANCIAL AVERAGE**

-	2016	Subject	Best(10%)	Average	Worst(10%)
Solvency	Liabilities to Assets Ratio (%)	80.02	50.98	56.74	78.57
	Current ratio	-	1.87	1.20	0.65
	Quick ratio	-	1.71	1.09	0.59
Development Capacity	Yearly Growth of Operating	-	25.38	7.06	-13.01

**DISCLAIMER** : This Report is **PRIVATE & CONFIDENTIAL** and it is prepared at the request of and for its use by the Subscriber only. The Subscriber shall use the contents of the Report merely as an aid to its business. Mira Inform Private Limited ("MIPL") has collated information/data in the Report, which have not been verified unless otherwise specifically mentioned in the Report. The Subscriber shall independently verify the accuracy and correctness of the information/data before in any way acting upon the same. MIPL shall not be liable for any harm, injury, loss or damage caused to the Subscriber due to default by the Subscriber's debtors/beneficiaries in fulfilling their obligations of any nature whatsoever. This Report or any of its portion shall not be used as a documentary evidence or otherwise before any investigative agencies or forum of law. This Report is confidential and proprietary to MIPL. The Subscriber and/or any other person(s) may not reproduce, publish or disclose any of the contents of the Report to others without the express authorization of MIPL. This Report is prepared and issued to the Subscriber without any risk, responsibility or liability on the part of MIPL or its officials.

		Income (%)			
	Yearly Growth of Gross Profit (%)	-	24.11	7.06	-9.69
	Yearly Growth of Total Assets (%)	-	18.11	5.00	-14.14
Profitability	Return on net assets (%)	43.69	21.92	8.15	-2.88
	Return on total assets (%)	8.73	12.46	5.98	-1.92
	Gross profit margin (%)	-	33.69	13.58	1.52
Operation Capacity	Turnover of total assets	0.43	3.11	1.30	0.65
	Turnover of current assets	-	5.54	2.93	1.96
	Turnover days of account receivable	-	20.11	41.90	73.09

**FOREIGN EXCHANGE RATES**

Currency	Unit	Indian Rupees
US Dollar	1	INR 68.62
UK Pound	1	INR 88.35
Euro	1	INR 79.63
CNY	1	INR 10.06

**Note :** Above are approximate rates obtained from sources believed to be correct

**INFORMATION DETAILS**

<b>Analysis Done by :</b>	NIY
<b>Report Prepared by :</b>	SYL

**DISCLAIMER :** This Report is **PRIVATE & CONFIDENTIAL** and it is prepared at the request of and for its use by the Subscriber only. The Subscriber shall use the contents of the Report merely as an aid to its business. Mira Inform Private Limited ("MIPL") has collated information/data in the Report, which have not been verified unless otherwise specifically mentioned in the Report. The Subscriber shall independently verify the accuracy and correctness of the information/data before in any way acting upon the same. MIPL shall not be liable for any harm, injury, loss or damage caused to the Subscriber due to default by the Subscriber's debtors/beneficiaries in fulfilling their obligations of any nature whatsoever. This Report or any of its portion shall not be used as a documentary evidence or otherwise before any investigative agencies or forum of law. This Report is confidential and proprietary to MIPL. The Subscriber and/or any other person(s) may not reproduce, publish or disclose any of the contents of the Report to others without the express authorization of MIPL. This Report is prepared and issued to the Subscriber without any risk, responsibility or liability on the part of MIPL or its officials.

**RATING EXPLANATIONS**

Credit Rating	Explanation	Rating Comments
A++	Minimum Risk	Business dealings permissible with minimum risk of default
A+	Low Risk	Business dealings permissible with low risk of default
A	Acceptable Risk	Business dealings permissible with moderate risk of default
B	Medium Risk	Business dealings permissible on a regular monitoring basis
C	Medium High Risk	Business dealings permissible preferably on secured basis
D	High Risk	Business dealing not recommended or on secured terms only
NB	New Business	No recommendation can be done due to business in infancy stage
NT	No Trace	No recommendation can be done as the business is not traceable

NB is stated where there is insufficient information to facilitate rating. However, it is not to be considered as unfavourable.

This score serves as a reference to assess SC's credit risk and to set the amount of credit to be extended. It is calculated from a composite of weighted scores obtained from each of the major sections of this report. The assessed factors are as follows:

- Financial condition covering various ratios
- Company background and operations size
- Promoters / Management background
- Payment record
- Litigation against the subject
- Industry scenario / competitor analysis
- Supplier / Customer / Banker review (wherever available)