

## MIRA INFORM REPORT

Report No. :	524457
Report Date :	11.08.2018

### IDENTIFICATION DETAILS

Name :	ALLOY WIRE INTERNATIONAL LIMITED
Registered Office :	Unit 5A Narrowboat Way Hurst Business Park Brierley Hill DY5 1UF
Country :	United Kingdom
Financials (as on) :	31.03.2017
Date of Incorporation :	24.02.1999
Com. Reg. No.:	03722788
Legal Form :	Private limited with Share Capital
Line of Business :	<ul style="list-style-type: none"> <li>• Other manufacturing n.e.c.</li> <li>• Wire drawing.</li> </ul>
No. of Employees :	29 (2017)

### RATING & COMMENTS

(Mira Inform has adopted New Rating mechanism w.e.f. 23<sup>rd</sup> January 2017)

MIRA's Rating :	A
-----------------	---

Credit Rating	Explanation	Rating Comments
A	Acceptable Risk	Business dealings permissible with moderate risk of default

Status :	Good
Payment Behaviour :	Regular
Litigation :	Clear

#### NOTES :

Any query related to this report can be made on e-mail : [infodept@mirainform.com](mailto:infodept@mirainform.com) while quoting report number, name and date.

**DISCLAIMER :** This Report is **PRIVATE & CONFIDENTIAL** and it is prepared at the request of and for its use by the Subscriber only. The Subscriber shall use the contents of the Report merely as an aid to its business. Mira Inform Private Limited ("MIPL") has collated information/data in the Report, which have not been verified unless otherwise specifically mentioned in the Report. The Subscriber shall independently verify the accuracy and correctness of the information/data before in any way acting upon the same. MIPL shall not be liable for any harm, injury, loss or damage caused to the Subscriber due to default by the Subscriber's debtors/beneficiaries in fulfilling their obligations of any nature whatsoever. This Report or any of its portion shall not be used as a documentary evidence or otherwise before any investigative agencies or forum of law. This Report is confidential and proprietary to MIPL. The Subscriber and/or any other person(s) may not reproduce, publish or disclose any of the contents of the Report to others without the express authorization of MIPL. This Report is prepared and issued to the Subscriber without any risk, responsibility or liability on the part of MIPL or its officials.

**ECGC Country Risk Classification List**

Country Name	Previous Rating (31.12.2017)	Current Rating (01.04.2018)
United Kingdom	A1	A1

Risk Category	ECGC Classification
Insignificant	A1
Low Risk	A2
Moderately Low Risk	B1
Moderate Risk	B2
Moderately High Risk	C1
High Risk	C2
Very High Risk	D

**UNITED KINGDOM - ECONOMIC OVERVIEW**

The UK, a leading trading power and financial center, is the third largest economy in Europe after Germany and France. Agriculture is intensive, highly mechanized, and efficient by European standards, producing about 60% of food needs with less than 2% of the labor force. The UK has large coal, natural gas, and oil resources, but its oil and natural gas reserves are declining; the UK has been a net importer of energy since 2005. Services, particularly banking, insurance, and business services, are key drivers of British GDP growth. Manufacturing, meanwhile, has declined in importance but still accounts for about 10% of economic output.

In 2008, the global financial crisis hit the economy particularly hard, due to the importance of its financial sector. Falling home prices, high consumer debt, and the global economic slowdown compounded the UK's economic problems, pushing the economy into recession in the latter half of 2008 and prompting the then BROWN (Labour) government to implement a number of measures to stimulate the economy and stabilize the financial markets. Facing burgeoning public deficits and debt levels, in 2010 the then CAMERON-led coalition government (between Conservatives and Liberal Democrats) initiated an austerity program, which has continued under the Conservative government. However, the deficit still remains one of the highest in the G7, standing at 3.6% of GDP as of 2017, and the UK has pledged to lower its corporation tax from 20% to 17% by 2020. The UK had a debt burden of 90.4% GDP at the end of 2017.

The UK economy has begun to slow since the referendum vote to leave the EU in June 2016. A sustained depreciation of the British pound has increased consumer and producer prices, weighing on consumer spending without spurring a meaningful increase in exports. The UK has an extensive trade relationship with other EU members through its single market membership, and economic observers have warned the exit will jeopardize its position as the central location for European financial services. Prime Minister MAY is seeking a new "deep and special" trade relationship with the EU following the UK's exit. However, economists doubt that the UK will be able to preserve the benefits of EU membership without the obligations. The UK is expected to officially leave the EU by the end of March 2019.

Source : CIA

## **COMPANY NAME AND ADDRESS**

**ALLOY WIRE INTERNATIONAL LIMITED**

UNIT 5A NARROWBOAT WAY HURST BUSINESS PARK BRIERLEY HILL DY5 1UF

## **COMPANY NO.**

03722788

## **COMPANY STATUS**

Active - Accounts Filed

## **COMPANY SUMMARY**

Registered Address	UNIT 5A NARROWBOAT WAY HURST BUSINESS PARK BRIERLEY HILL DY5 1UF
Trading Address	Unit 5A Narrowboat Way Hurst Business Park Brierley Hill, West Midlands DY5 1UF
Website Address	<a href="http://www.alloywire.com">http://www.alloywire.com</a>
Telephone Number	01384262022
Fax Number	
TPS	Yes
FPS	Yes
Incorporation Date	24/02/1999
Previous Name	
Type	Private limited with Share Capital
FTSE Index	-
Date of Change	-
Filing Date of Accounts	10/08/2017
Currency	GBP
Share Capital	£274,549
SIC07	32990

**DISCLAIMER** : This Report is **PRIVATE & CONFIDENTIAL** and it is prepared at the request of and for its use by the Subscriber only. The Subscriber shall use the contents of the Report merely as an aid to its business. Mira Inform Private Limited ("MIPL") has collated information/data in the Report, which have not been verified unless otherwise specifically mentioned in the Report. The Subscriber shall independently verify the accuracy and correctness of the information/data before in any way acting upon the same. MIPL shall not be liable for any harm, injury, loss or damage caused to the Subscriber due to default by the Subscriber's debtors/beneficiaries in fulfilling their obligations of any nature whatsoever. This Report or any of its portion shall not be used as a documentary evidence or otherwise before any investigative agencies or forum of law. This Report is confidential and proprietary to MIPL. The Subscriber and/or any other person(s) may not reproduce, publish or disclose any of the contents of the Report to others without the express authorization of MIPL. This Report is prepared and issued to the Subscriber without any risk, responsibility or liability on the part of MIPL or its officials.

Charity Number -  
SIC07 Description OTHER MANUFACTURING N.E.C.  
Principal Activity Wire drawing.

## **ADDITIONAL INFORMATION**

CCJ's 0 (£0)  
No CCJ Information To Display  
Ultimate Holding Company ALLOY WIRE HOLDINGS LIMITED  
Accountant -  
Mortgages 4  
Group 4 companies  
Linkages 0 companies  
Countries In 0 countries

## **KEY FINANCIALS**

Year to Date	Turnover	Pre Tax Profit	Shareholder's Funds	Employees
31/03/2017	£8,674,181	£1,523,566	£7,224,946	29
31/03/2016	£8,191,022	£1,395,208	£6,377,659	27
31/03/2015	£8,280,947	£1,668,113	£4,957,759	28

## **MORTGAGE SUMMARY**

Total Mortgage 4  
Outstanding 2  
Satisfied 2

## **TRADE DEBTORS / BAD DEBT SUMMARY**

Total Number of Documented Trade 0  
Total Value of Documented Trade £0

## **COMMENTARY**

This company's ratio of total liabilities to total assets indicates the presence of strong equity funding.

This company's return on total assets employed ratio indicates a highly efficient use of assets.

This company has only made late payments on a low percentage of invoices.

**DISCLAIMER** : This Report is **PRIVATE & CONFIDENTIAL** and it is prepared at the request of and for its use by the Subscriber only. The Subscriber shall use the contents of the Report merely as an aid to its business. Mira Inform Private Limited ("MIPL") has collated information/data in the Report, which have not been verified unless otherwise specifically mentioned in the Report. The Subscriber shall independently verify the accuracy and correctness of the information/data before in any way acting upon the same. MIPL shall not be liable for any harm, injury, loss or damage caused to the Subscriber due to default by the Subscriber's debtors/beneficiaries in fulfilling their obligations of any nature whatsoever. This Report or any of its portion shall not be used as a documentary evidence or otherwise before any investigative agencies or forum of law. This Report is confidential and proprietary to MIPL. The Subscriber and/or any other person(s) may not reproduce, publish or disclose any of the contents of the Report to others without the express authorization of MIPL. This Report is prepared and issued to the Subscriber without any risk, responsibility or liability on the part of MIPL or its officials.

The company has more cash than short term bank borrowings.
This company trades in an industry with a lower level of corporate failures.

## CCJ

Total Number of Exact CCJs -	0	Total Value of Exact CCJs -	
Total Number of Possible CCJs -	0	Total Value of Possible CCJs -	
Total Number of Satisfied CCJs -	0	Total Value of Satisfied CCJs -	
Total Number of Writs -	-		

Total Current Directors	4	Total Current Secretaries	0
Total Previous Directors / Company Secretaries	6	Total Person's With Significant Control	1

## CURRENT DIRECTORS

<b>Title</b>	Mr	<b>Function</b>	Director
<b>Name</b>	Angus William Hogarth	<b>Nationality</b>	British
<b>Date of Birth</b>	02/1965	<b>Present Appointments</b>	4
<b>Latest Address</b>	Unit 5a Narrowboat Way, Hurst Business Park, Brierley Hill, West Midlands	<b>Appointment Date</b>	04/01/2010
<b>Post Code</b>	DY5 1UF		
<b>Title</b>	Mr	<b>Function</b>	Director
<b>Name</b>	Mark Venables	<b>Nationality</b>	British
<b>Date of Birth</b>	02/1964	<b>Present Appointments</b>	2
<b>Latest Address</b>	Unit 5a Narrowboat Way, Hurst Business Park, Brierley Hill, West Midlands	<b>Appointment Date</b>	01/02/2010
<b>Post Code</b>	DY5 1UF		

<b>Title</b>	Mr	<b>Function</b>	Director
<b>Name</b>	Peter Martin Lambe	<b>Nationality</b>	British
<b>Date of Birth</b>	02/1964	<b>Present Appointments</b>	2
<b>Latest Address</b>	Unit 5a Narrowboat Way, Hurst Business Park, Brierley Hill, West Midlands	<b>Appointment Date</b>	05/09/2012
<b>Post Code</b>	DY5 1UF		
<b>Title</b>	Mr	<b>Function</b>	Director
<b>Name</b>	Ian Fitzgerald	<b>Nationality</b>	British

**DISCLAIMER** : This Report is **PRIVATE & CONFIDENTIAL** and it is prepared at the request of and for its use by the Subscriber only. The Subscriber shall use the contents of the Report merely as an aid to its business. Mira Inform Private Limited ("MIPL") has collated information/data in the Report, which have not been verified unless otherwise specifically mentioned in the Report. The Subscriber shall independently verify the accuracy and correctness of the information/data before in any way acting upon the same. MIPL shall not be liable for any harm, injury, loss or damage caused to the Subscriber due to default by the Subscriber's debtors/beneficiaries in fulfilling their obligations of any nature whatsoever. This Report or any of its portion shall not be used as a documentary evidence or otherwise before any investigative agencies or forum of law. This Report is confidential and proprietary to MIPL. The Subscriber and/or any other person(s) may not reproduce, publish or disclose any of the contents of the Report to others without the express authorization of MIPL. This Report is prepared and issued to the Subscriber without any risk, responsibility or liability on the part of MIPL or its officials.









Date of Birth	05/1973	Present Appointments	2
Latest Address	Unit 5a Narrowboat Way, Hurst Business Park, Brierley Hill, West Midlands	Appointment Date	05/09/2012
Post Code	DY5 1UF		

Current Company Secretary

## TOP SHAREHOLDERS

Name	Currency	Share Count	Share Type	Nominal Value	% of Total Share Count
ALLOY WIRE HOLDINGS LTD	GBP	181,400	ORDINARY A	1	66.07
ALLOY WIRE HOLDINGS LTD	GBP	93,149	ORDINARY B	1	33.93








## PROFIT & LOSS

	Date Of Accounts	31/03/17	(%)	31/03/16	(%)	31/03/15	(%)	31/03/14	(%)	31/03/13
	Weeks	52	(%)	52	(%)	52	(%)	52	(%)	52
	Currency	GBP	(%)	GBP	(%)	GBP	(%)	GBP	(%)	GBP
	Consolidated A/cs	N	(%)	N	(%)	N	(%)	N	(%)	N
	<b>Turnover</b>	<b>£8,674,181</b>	<b>5.9%</b>	<b>£8,191,022</b>	<b>-1.1%</b>	<b>£8,280,947</b>	<b>-4.8%</b>	<b>£8,698,517</b>	<b>0.5%</b>	<b>£8,656,605</b>
	Export	£4,630,723	30.7%	£3,541,830	-9.6%	£3,917,500	9.6%	£4,333,091	-0.1%	£4,337,501
	Cost of Sales	£3,332,716	-13.1%	£3,836,445	-6.8%	£4,116,985	6.7%	£3,857,257	-14%	£4,486,617
	Gross Profit	£5,341,465	22.7%	£4,354,577	4.6%	£4,163,962	-14%	£4,841,260	16.1%	£4,169,988
	Wages & Salaries	£3,603,960	28.4%	£2,805,820	16.9%	£2,400,832	0.9%	£2,379,532	12.9%	£2,107,594
	Directors Emoluments	£1,668,624	51.8%	£1,099,580	43.7%	£765,287	0.9%	£758,132	-1.2%	£766,993
	<b>Operating Profit</b>	<b>£1,523,278</b>	<b>9.3%</b>	<b>£1,393,549</b>	<b>-16.4%</b>	<b>£1,667,433</b>	<b>-33%</b>	<b>£2,488,953</b>	<b>0.2%</b>	<b>£2,483,525</b>
	Depreciation	£104,170	8.4%	£96,106	5.4%	£91,172	33.3%	£68,392	-6.3%	£72,967









**DISCLAIMER** : This Report is **PRIVATE & CONFIDENTIAL** and it is prepared at the request of and for its use by the Subscriber only. The Subscriber shall use the contents of the Report merely as an aid to its business. Mira Inform Private Limited ("MIPL") has collated information/data in the Report, which have not been verified unless otherwise specifically mentioned in the Report. The Subscriber shall independently verify the accuracy and correctness of the information/data before in any way acting upon the same. MIPL shall not be liable for any harm, injury, loss or damage caused to the Subscriber due to default by the Subscriber's debtors/beneficiaries in fulfilling their obligations of any nature whatsoever. This Report or any of its portion shall not be used as a documentary evidence or otherwise before any investigative agencies or forum of law. This Report is confidential and proprietary to MIPL. The Subscriber and/or any other person(s) may not reproduce, publish or disclose any of the contents of the Report to others without the express authorization of MIPL. This Report is prepared and issued to the Subscriber without any risk, responsibility or liability on the part of MIPL or its officials.

**ALLOY WIRE INTERNATIONAL LIMITED - 524457**

**PAGE NO. : 8**

	Audit Fees	£5,500	-	£5,500	-	£5,500	- 21.6 %	£7,019	3.2%	£6,800
	Interest Payments	-	-	-	-	-	-	-	- 100 %	£4,588
	<b>Pre Tax Profit</b>	<b>£1,523,566</b>	<b>9.2%</b>	<b>£1,395,208</b>	<b>- 16.4%</b>	<b>£1,668,113</b>	<b>- 33.1 %</b>	<b>£2,491,954</b>	<b>0.5%</b>	<b>£2,478,976</b>
	Taxation	- £176,279	- 813.9 %	£24,692	110.1 %	- £245,489	56.5 %	- £564,442	- 6.4%	- £530,678
	Profit After Tax	£1,347,287	-5.1%	£1,419,900	-0.2%	£1,422,624	- 26.2 %	£1,927,512	- 1.1%	£1,948,298
	Dividends Payable	£500,000	-	-	-100%	£500,000	-50%	£1,000,000	82.1 %	£549,098
	<b>Retained Profit</b>	<b>£847,287</b>	<b>- 40.3%</b>	<b>£1,419,900</b>	<b>53.9%</b>	<b>£922,624</b>	<b>- 0.5%</b>	<b>£927,512</b>	<b>- 33.7 %</b>	<b>£1,399,200</b>










**BALANCE SHEET**

	Date Of Accounts	31/03/17	(%)	31/03/16	(%)	31/03/15	(%)	31/03/14	(%)	31/03/13
	Tangible Assets	£613,801	-9%	£674,766	- 2.6%	£692,527	21.8 %	£568,373	-5.4%	£600,686
	Intangible Assets	£30,000	- 33.3 %	£45,000	-25%	£60,000	-20%	£75,000	- 16.7%	£90,000
	<b>Total Fixed Assets</b>	<b>£643,801</b>	<b>- 10.6 %</b>	<b>£719,766</b>	<b>- 4.4%</b>	<b>£752,527</b>	<b>17%</b>	<b>£643,373</b>	<b>-6.9%</b>	<b>£690,686</b>
	Stock	£1,313,304	48.4 %	£884,948	- 6.8%	£949,246	- 33.5 %	£1,428,044	19.8%	£1,192,287
	Trade Debtors	£1,493,741	19.1 %	£1,254,297	20.1 %	£1,044,261	- 7.4%	£1,127,930	- 19.6%	£1,402,483
	Cash	£2,774,491	98%	£1,401,029	- 12.5 %	£1,600,967	24.5 %	£1,285,905	- 31.3%	£1,871,754
	Other Debtors	£3,708,225	-3%	£3,823,359	68.7 %	£2,265,911	82.4 %	£1,242,012	999.9 %	£51,337
	Miscellaneous Current Assets	0	-	0	-	0	-	0	-	0






**DISCLAIMER** : This Report is **PRIVATE & CONFIDENTIAL** and it is prepared at the request of and for its use by the Subscriber only. The Subscriber shall use the contents of the Report merely as an aid to its business. Mira Inform Private Limited ("MIPL") has collated information/data in the Report, which have not been verified unless otherwise specifically mentioned in the Report. The Subscriber shall independently verify the accuracy and correctness of the information/data before in any way acting upon the same. MIPL shall not be liable for any harm, injury, loss or damage caused to the Subscriber due to default by the Subscriber's debtors/beneficiaries in fulfilling their obligations of any nature whatsoever. This Report or any of its portion shall not be used as a documentary evidence or otherwise before any investigative agencies or forum of law. This Report is confidential and proprietary to MIPL. The Subscriber and/or any other person(s) may not reproduce, publish or disclose any of the contents of the Report to others without the express authorization of MIPL. This Report is prepared and issued to the Subscriber without any risk, responsibility or liability on the part of MIPL or its officials.

**ALLOY WIRE INTERNATIONAL LIMITED - 524457**

**PAGE NO. : 9**






	<b>Total Current Assets</b>	<b>£9,289,761</b>	<b>26.2 %</b>	<b>£7,363,633</b>	<b>25.7 %</b>	<b>£5,860,385</b>	<b>15.3 %</b>	<b>£5,083,891</b>	<b>12.5%</b>	<b>£4,517,861</b>
	Trade Creditors	£770,352	67.5 %	£460,042	- 29.5 %	£652,272	0.9%	£646,621	- 33.3%	£968,849
	Bank Loans & Overdrafts	0	-	0	-	0	-	0	-	0
	Other Short Term Finance	£14,132	- 70.7 %	£48,299	4.3%	£46,297	4.9%	£44,129	36.7%	£32,291
	Miscellaneous Current Liabilities	£1,871,848	65.6 %	£1,130,009	27.6 %	£885,680	- 7.3%	£955,248	-9.1%	£1,050,709
	<b>Total Current Liabilities</b>	<b>£2,656,332</b>	<b>62.1 %</b>	<b>£1,638,350</b>	<b>3.4%</b>	<b>£1,584,249</b>	<b>- 3.8%</b>	<b>£1,645,998</b>	<b>- 19.8%</b>	<b>£2,051,849</b>
	Bank Loans & Overdrafts and LTL	£52,284	- 22.4 %	£67,390	-5%	£70,904	53.7 %	£46,131	-6%	£49,075
	Other Long Term Finance	0	-	0	-	0	-	0	-	0
	<b>Total Long Term Liabilities</b>	<b>£52,284</b>	<b>- 22.4 %</b>	<b>£67,390</b>	<b>-5%</b>	<b>£70,904</b>	<b>53.7 %</b>	<b>£46,131</b>	<b>-6%</b>	<b>£49,075</b>

**CAPITAL & RESERVES**





	Date Of Accounts	31/03/17	(%)	31/03/16	(%)	31/03/15	(%)	31/03/14	(%)	31/03/13
	Called Up Share Capital	£274,549	-	£274,549	-	£274,549	-	£274,549	-	£274,549
	P & L Account Reserve	£6,737,294	14.4 %	£5,890,007	31.8 %	£4,470,107	26%	£3,547,483	35.4 %	£2,619,971
	Revaluation Reserve	-	-	-	-	-	-	-	-	-
	Sundry Reserves	£213,103	-	£213,103	-	£213,103	-	£213,103	-	£213,103
	<b>Shareholder Funds</b>	<b>£7,224,946</b>	<b>13.3 %</b>	<b>£6,377,659</b>	<b>28.6 %</b>	<b>£4,957,759</b>	<b>22.9 %</b>	<b>£4,035,135</b>	<b>29.8 %</b>	<b>£3,107,623</b>

**DISCLAIMER** : This Report is **PRIVATE & CONFIDENTIAL** and it is prepared at the request of and for its use by the Subscriber only. The Subscriber shall use the contents of the Report merely as an aid to its business. Mira Inform Private Limited ("MIPL") has collated information/data in the Report, which have not been verified unless otherwise specifically mentioned in the Report. The Subscriber shall independently verify the accuracy and correctness of the information/data before in any way acting upon the same. MIPL shall not be liable for any harm, injury, loss or damage caused to the Subscriber due to default by the Subscriber's debtors/beneficiaries in fulfilling their obligations of any nature whatsoever. This Report or any of its portion shall not be used as a documentary evidence or otherwise before any investigative agencies or forum of law. This Report is confidential and proprietary to MIPL. The Subscriber and/or any other person(s) may not reproduce, publish or disclose any of the contents of the Report to others without the express authorization of MIPL. This Report is prepared and issued to the Subscriber without any risk, responsibility or liability on the part of MIPL or its officials.



## OTHER FINANCIAL ITEMS

	Date Of Accounts	31/03/17	(%)	31/03/16	(%)	31/03/15	(%)	31/03/14	(%)	31/03/13
	Net Worth	£7,194,946	13.6%	£6,332,659	29.3%	£4,897,759	23.7%	£3,960,135	31.2%	£3,017,623
	Working Capital	£6,633,429	15.9%	£5,725,283	33.9%	£4,276,136	24.4%	£3,437,893	39.4%	£2,466,012
	Total Assets	£9,933,562	22.9%	£8,083,399	22.2%	£6,612,912	15.5%	£5,727,264	10%	£5,208,547
	Total Liabilities	£2,708,616	58.8%	£1,705,740	3.1%	£1,655,153	-2.2%	£1,692,129	-19.5%	£2,100,924
	Net Assets	£7,224,946	13.3%	£6,377,659	28.6%	£4,957,759	22.9%	£4,035,135	29.8%	£3,107,623

## CASH FLOW

	Date Of Accounts	31/03/17	(%)	31/03/16	(%)	31/03/15	(%)	31/03/14	(%)	31/03/13
	Net Cashflow from Operations	-	-	-	-	-	-	-	-	£1,895,507
	Net Cashflow before Financing	-	-	-	-	-	-	-	100%	£1,104,526
	Net Cashflow from Financing	-	-	-	-	-	-	-	-	-£156,639
	Increase in Cash	-	-	-	-	-	-	-	-	£947,887















## MISCELLANEOUS

	Date Of Accounts	31/03/17	(%)	31/03/16	(%)	31/03/15	(%)	31/03/14	(%)	31/03/13
	Contingent Liability	NO	-	NO	-	NO	-	NO	-	NO
	Capital Employed	£7,277,230	12.9%	£6,445,049	28.2%	£5,028,663	23.2%	£4,081,266	29.3%	£3,156,698
	Number of Employees	29	7.4%	27	-3.6%	28	-6.7%	30	3.4%	29
	Accountants									
	Auditors	B S N ASSOCIATES LIMITED								
	Auditor	The audit report contains no adverse comments								

**DISCLAIMER** : This Report is **PRIVATE & CONFIDENTIAL** and it is prepared at the request of and for its use by the Subscriber only. The Subscriber shall use the contents of the Report merely as an aid to its business. Mira Inform Private Limited ("MIPL") has collated information/data in the Report, which have not been verified unless otherwise specifically mentioned in the Report. The Subscriber shall independently verify the accuracy and correctness of the information/data before in any way acting upon the same. MIPL shall not be liable for any harm, injury, loss or damage caused to the Subscriber due to default by the Subscriber's debtors/beneficiaries in fulfilling their obligations of any nature whatsoever. This Report or any of its portion shall not be used as a documentary evidence or otherwise before any investigative agencies or forum of law. This Report is confidential and proprietary to MIPL. The Subscriber and/or any other person(s) may not reproduce, publish or disclose any of the contents of the Report to others without the express authorization of MIPL. This Report is prepared and issued to the Subscriber without any risk, responsibility or liability on the part of MIPL or its officials.

	Comments	
	Bankers	
	Bank Branch Code	

## **RATIOS**

	Date Of Accounts	31/03/17	31/03/16	31/03/15	31/03/14	31/03/13
	Pre-tax profit margin %	17.56	17.03	20.14	28.65	28.64
	Current ratio	3.50	4.49	3.70	3.09	2.20
	Sales/Net Working Capital	1.31	1.43	1.94	2.53	3.51
	Gearing %	0.70	1.10	1.40	1.10	1.60
	Equity in %	73	79.30	75.70	71.40	60.70
	Creditor Days	32.32	20.44	28.67	27.05	40.73
	Debtor Days	62.68	55.73	45.90	47.19	58.97
	Liquidity/Acid Test	3	3.95	3.09	2.22	1.62
	Return On Capital Employed %	20.93	21.64	33.17	61.05	78.53
	Return On Total Assets Employed %	15.33	17.26	25.22	43.51	47.59
	Current Debt Ratio	0.36	0.25	0.31	0.40	0.66
	Total Debt Ratio	0.37	0.26	0.33	0.41	0.67
	Stock Turnover Ratio %	15.14	10.80	11.46	16.41	13.77
	Return on Net Assets Employed %	21.08	21.87	33.64	61.75	79.77

## **REPORT NOTES**

There are no notes to display.

## **STATUS HISTORY**

No Status History found

**DISCLAIMER** : This Report is **PRIVATE & CONFIDENTIAL** and it is prepared at the request of and for its use by the Subscriber only. The Subscriber shall use the contents of the Report merely as an aid to its business. Mira Inform Private Limited ("MIPL") has collated information/data in the Report, which have not been verified unless otherwise specifically mentioned in the Report. The Subscriber shall independently verify the accuracy and correctness of the information/data before in any way acting upon the same. MIPL shall not be liable for any harm, injury, loss or damage caused to the Subscriber due to default by the Subscriber's debtors/beneficiaries in fulfilling their obligations of any nature whatsoever. This Report or any of its portion shall not be used as a documentary evidence or otherwise before any investigative agencies or forum of law. This Report is confidential and proprietary to MIPL. The Subscriber and/or any other person(s) may not reproduce, publish or disclose any of the contents of the Report to others without the express authorization of MIPL. This Report is prepared and issued to the Subscriber without any risk, responsibility or liability on the part of MIPL or its officials.

## **EVENT HISTORY**

Date	Description
11/03/2018	Confirmation Statement
22/08/2017	Payment Data Update Received
21/08/2017	New Accounts Filed
21/08/2017	New Accounts Filed
09/03/2017	Annual Returns
29/09/2016	New Accounts Filed
29/09/2016	New Accounts Filed
24/06/2016	Payment Data Update Received
22/06/2016	Payment Data Update Received
08/04/2016	Payment Data Update Received
04/03/2016	Annual Returns
08/10/2015	Payment Data Update Received
15/09/2015	Payment Data Update Received
11/09/2015	New Accounts Filed
04/03/2015	Annual Returns

## **PREVIOUS COMPANY NAMES**

No Previous Names found

## **WRIT DETAILS**

No writs found

## **STATISTICS**

<b>Group</b>	4 companies
<b>Linkages</b>	0 companies
<b>Countries</b>	In 0 countries

## **SUMMARY**

<b>Holding Company</b>	ALLOY WIRE HOLDINGS LIMITED
<b>Ownership Status</b>	Wholly Owned
<b>Ultimate Holding Company</b>	ALLOY WIRE HOLDINGS LIMITED

**DISCLAIMER** : This Report is **PRIVATE & CONFIDENTIAL** and it is prepared at the request of and for its use by the Subscriber only. The Subscriber shall use the contents of the Report merely as an aid to its business. Mira Inform Private Limited ("MIPL") has collated information/data in the Report, which have not been verified unless otherwise specifically mentioned in the Report. The Subscriber shall independently verify the accuracy and correctness of the information/data before in any way acting upon the same. MIPL shall not be liable for any harm, injury, loss or damage caused to the Subscriber due to default by the Subscriber's debtors/beneficiaries in fulfilling their obligations of any nature whatsoever. This Report or any of its portion shall not be used as a documentary evidence or otherwise before any investigative agencies or forum of law. This Report is confidential and proprietary to MIPL. The Subscriber and/or any other person(s) may not reproduce, publish or disclose any of the contents of the Report to others without the express authorization of MIPL. This Report is prepared and issued to the Subscriber without any risk, responsibility or liability on the part of MIPL or its officials.

## **GROUP STRUCTURE FULL**

Company Name	Registered Number	Latest Key Financials	Consol. Accounts	Turnover
ALLOY WIRE HOLDINGS LIMITED	08380734	31.03.2017	Y	£8,674,181
ALLOY WIRE INTERNATIONAL...	<b>03722788</b>	<b>31.03.2017</b>	<b>N</b>	<b>£8,674,181</b>
PRECISION SHAPED WIR...	04034293	31.03.2017	N	
RESISTANCE WIRES LIM...	09084560	31.03.2017	N	

## **MORTGAGE DETAILS**

<b>Mortgage Type:</b>			
<b>Date Charge Created:</b>	01/05/13		
<b>Date Charge Registered:</b>	10/05/13		
<b>Date Charge Satisfied:</b>	-		
<b>Status:</b>	OUTSTANDING		
<b>Person(s) Entitled:</b>	HSBC BANK PLC;		
<b>Amount Secured:</b>			
<b>Details:</b>	CONTAINS FIXED CHARGE.CONTAINS FLOATINGCHARGE.FLOATING CHARGE COVERS ALL THE PROPERTY OR UNDERTAKING OF THE COMPANY.NOTIFICATION OF ADDITION TO OR AMENDMENT OF CHARGE.		
<b>Mortgage Type:</b>			
<b>Date Charge Created:</b>	01/05/13		
<b>Date Charge Registered:</b>	03/05/13		
<b>Date Charge Satisfied:</b>	16/02/16		
<b>Status:</b>	SATISFIED		
<b>Person(s) Entitled:</b>	WILLIAM GRAHAM;		
<b>Amount Secured:</b>			
<b>Details:</b>	CONTAINS FIXED CHARGE.CONTAINS FLOATINGCHARGE.FLOATING CHARGE COVERS ALL THE PROPERTY OR UNDERTAKING OF THE COMPANY.NOTIFICATION OF ADDITION TO OR AMENDMENT OF CHARGE.		

<b>Mortgage Type:</b>	LEGAL MORTGAGE		
<b>Date Charge Created:</b>	25/03/11		
<b>Date Charge Registered:</b>	26/03/11		
<b>Date Charge Satisfied:</b>	-		

<b>Status:</b>	OUTSTANDING		
<b>Person(s) Entitled:</b>	HSBC BANK PLC		
<b>Amount Secured:</b>	ALL MONIES DUE OR TO BECOME DUE FROM THE COMPANY TO THE CHARGE ON ANY ACCOUNT WHATSOEVER		
<b>Details:</b>	1 NORQUEST INDUSTRIAL ESTATE BIRSTALL WEST YORKSHIRE T/NO WYK620248; WITH THE BENEFIT OF ALL RIGHTS,LICENCES, GUARANTEES, RENT DEPOSITS, CONTRACTS, DEEDS UNDERTAKINGS & WARRANTIES RELATING TO THE PROPERTY. ANY SHARES OR MEMBERSHIP RIGHTS IN ANY MANAGEMENT COMPANY FOR THE PROPERTY. ANY GOODWILL OF ANY BUSINESS FROM TIME TO TIME CARRIED ON AT THE PROPERTY. ANY RENTAL & OTHER MONEY PAYABLE UNDER ANYLEASE LICENCE OR OTHER INTEREST CREATED IN RESPECT OF THE PROPERTY & ALL OTHERPAYMENTS WHATEVER INRESPECT OF THE PROPERTY		
<b>Mortgage Type:</b>	DEBENTURE		
<b>Date Charge Created:</b>	16/04/99		
<b>Date Charge Registered:</b>	23/04/99		
<b>Date Charge Satisfied:</b>	25/01/11		
<b>Status:</b>	SATISFIED		
<b>Person(s) Entitled:</b>	BARCLAYS BANK PLC		
<b>Amount Secured:</b>			
<b>Details:</b>	FIXED AND FLOATING CHARGES OVER THE UNDERTAKING AND ALL PROPERTY AND ASSETS PRESENT AND FUTURE INCLUDING GOODWILL BOOKDEBTS UNCALLED CAPITAL BUILDINGS FIXTURESFIXED PLANT AND MACHINERY		

## **PREVIOUS DIRECTOR/COMPANY SECRETARIES**

Name	Current Active Appointments	Previous Appointments	Dissolved Companies
William Graham	0	2	3
Martin Cobb	0	2	6
Martin Cobb	0	2	6
Paul Stanley Wiltshire	0	3	0
Lesley Joyce Graeme	0	5876	18780
Dorothy May Graeme	0	5875	18766
Total Persons With Significant Control	1	Total Statements	1
Active	1	Active	0
Ceased	0	Ceased	1

## **ACTIVE PERSONS WITH SIGNIFICANT CONTROL**

Name	Alloy Wire Holdings Limited	Kind	Corporate Entity With
------	-----------------------------	------	-----------------------

**DISCLAIMER** : This Report is **PRIVATE & CONFIDENTIAL** and it is prepared at the request of and for its use by the Subscriber only. The Subscriber shall use the contents of the Report merely as an aid to its business. Mira Inform Private Limited ("MIPL") has collated information/data in the Report, which have not been verified unless otherwise specifically mentioned in the Report. The Subscriber shall independently verify the accuracy and correctness of the information/data before in any way acting upon the same. MIPL shall not be liable for any harm, injury, loss or damage caused to the Subscriber due to default by the Subscriber's debtors/beneficiaries in fulfilling their obligations of any nature whatsoever. This Report or any of its portion shall not be used as a documentary evidence or otherwise before any investigative agencies or forum of law. This Report is confidential and proprietary to MIPL. The Subscriber and/or any other person(s) may not reproduce, publish or disclose any of the contents of the Report to others without the express authorization of MIPL. This Report is prepared and issued to the Subscriber without any risk, responsibility or liability on the part of MIPL or its officials.

			Significant Control
Address	Unit 5a Narrowboat Way, Hurst Business Park, Brierley Hill	Notified On	06/04/2016
Post Code	DY5 1UF	Legal Form	Limited Company
Authority	Companies Act 2006	Place Registered	Companies House
Country Registered	England And Wales	Registration Number	08380734
Nature Of Control	Ownership of shares - above 75%		

## **CEASED PERSONS WITH SIGNIFICANT CONTROL**

No Ceased Persons With Significant Control To Display

## **ACTIVE STATEMENTS**

No Active Statements To Display

## **CEASED STATEMENTS**

Statement	The company has identified a registrable person in relation to the company but all the required particulars of that person have not been confirmed		
Notified On	24/02/2017	Ceased On	19/10/2017

**FOREIGN EXCHANGE RATES**

Currency	Unit	Indian Rupees
US Dollar	1	INR 68.95
UK Pound	1	INR 88.19
Euro	1	INR 78.99
GBP	1	INR 88.23

**Note** : Above are approximate rates obtained from sources believed to be correct

**INFORMATION DETAILS**

Analysis Done by :	DIV
Report Prepared by :	TRU

**DISCLAIMER** : This Report is **PRIVATE & CONFIDENTIAL** and it is prepared at the request of and for its use by the Subscriber only. The Subscriber shall use the contents of the Report merely as an aid to its business. Mira Inform Private Limited ("MIPL") has collated information/data in the Report, which have not been verified unless otherwise specifically mentioned in the Report. The Subscriber shall independently verify the accuracy and correctness of the information/data before in any way acting upon the same. MIPL shall not be liable for any harm, injury, loss or damage caused to the Subscriber due to default by the Subscriber's debtors/beneficiaries in fulfilling their obligations of any nature whatsoever. This Report or any of its portion shall not be used as a documentary evidence or otherwise before any investigative agencies or forum of law. This Report is confidential and proprietary to MIPL. The Subscriber and/or any other person(s) may not reproduce, publish or disclose any of the contents of the Report to others without the express authorization of MIPL. This Report is prepared and issued to the Subscriber without any risk, responsibility or liability on the part of MIPL or its officials.

**RATING EXPLANATIONS**

Credit Rating	Explanation	Rating Comments
A++	Minimum Risk	Business dealings permissible with minimum risk of default
A+	Low Risk	Business dealings permissible with low risk of default
A	Acceptable Risk	Business dealings permissible with moderate risk of default
B	Medium Risk	Business dealings permissible on a regular monitoring basis
C	Medium High Risk	Business dealings permissible preferably on secured basis
D	High Risk	Business dealing not recommended or on secured terms only
NB	New Business	No recommendation can be done due to business in infancy stage
NT	No Trace	No recommendation can be done as the business is not traceable

NB is stated where there is insufficient information to facilitate rating. However, it is not to be considered as unfavourable.

This score serves as a reference to assess SC's credit risk and to set the amount of credit to be extended. It is calculated from a composite of weighted scores obtained from each of the major sections of this report. The assessed factors are as follows:

- Financial condition covering various ratios
- Company background and operations size
- Promoters / Management background
- Payment record
- Litigation against the subject
- Industry scenario / competitor analysis
- Supplier / Customer / Banker review (wherever available)