

MIRA INFORM REPORT

Report No. :	524588
Report Date :	11.08.2018

IDENTIFICATION DETAILS

Name :	MEDILUX LABORATORIES PRIVATE LIMITED
Registered Office :	201, B.C Chamber, 47-Jaora Compound, Indore – 452001, Madhya Pradesh
Tel. No.:	91-7292-409991 / 92
Country :	India
Financials (as on) :	31.03.2016
Date of Incorporation :	25.04.1985
CIN No.: [Company Identification No.]	U24232MP1985PTC002843
Capital Investment / Paid-up Capital :	INR 55.000 Million
IEC No.: [Import-Export Code No.]	Not Divulged
PAN No.: [Permanent Account No.]	AABCM1739L
GSTIN/UIN:	23AABCM1739L1ZI
Legal Form :	Private Limited Liability Company.
Line of Business :	Subject is engaged in the business of manufacturing of Drug Intermediate and APIs. [Registered Activity]
No. of Employees :	Information denied by the management

RATING & COMMENTS

(Mira Inform has adopted New Rating mechanism w.e.f. 23rd January 2017)

MIRA's Rating :	A
------------------------	----------

Credit Rating	Explanation	Rating Comments
----------------------	--------------------	------------------------

DISCLAIMER : This Report is **PRIVATE & CONFIDENTIAL** and it is prepared at the request of and for its use by the Subscriber only. The Subscriber shall use the contents of the Report merely as an aid to its business. Mira Inform Private Limited ("MIPL") has collated information/data in the Report, which have not been verified unless otherwise specifically mentioned in the Report. The Subscriber shall independently verify the accuracy and correctness of the information/data before in any way acting upon the same. MIPL shall not be liable for any harm, injury, loss or damage caused to the Subscriber due to default by the Subscriber's debtors/beneficiaries in fulfilling their obligations of any nature whatsoever. This Report or any of its portion shall not be used as a documentary evidence or otherwise before any investigative agencies or forum of law. This Report is confidential and proprietary to MIPL. The Subscriber and/or any other person(s) may not reproduce, publish or disclose any of the contents of the Report to others without the express authorization of MIPL. This Report is prepared and issued to the Subscriber without any risk, responsibility or liability on the part of MIPL or its officials.

MEDILUX LABORATORIES PRIVATE LIMITED - 524588

PAGE NO. : 2

A	Acceptable Risk	Business dealings permissible with moderate risk of default
---	-----------------	---

Status :	Satisfactory
Payment Behaviour :	Slow but correct
Litigation :	Clear
Comments :	<p>Medilux Laboratories Private Limited was incorporated in the year 1985. It is a manufacturing of drug intermediate and APIs.</p> <p>Management has failed to file its financials with Registrar of Companies for the FY 2017.</p> <p>As per the available financial records of 2016, the company has achieved 18.15% growth in its revenue as compared to previous year revenue and has maintained average profit margin of 5.52% during the year under review.</p> <p>The satisfactory financial profile of the company is marked by sufficient network along with negligible debt level.</p> <p>The rating takes into consideration the subject's long track record of business operations along with extensive experience of its promoters.</p> <p>However these rating strengths are partially offset by exposure to intense competition in the international generics market, and growing regulatory scrutiny in emerging market, along with growing competition, substantial investment in infrastructure and R&D which impact in profitability pressure among the major players.</p> <p>Business is active. Payments are reported to be usually correct.</p> <p>In view of aforesaid, the company can be considered for business dealings at usual trade terms and conditions.</p>

NOTES :

Any query related to this report can be made on e-mail : infodept@mirainform.com while quoting report number, name and date.

ECGC Country Risk Classification List

Country Name	Previous Rating (31.12.2017)	Current Rating (01.04.2018)
India	A1	A1

Risk Category	ECGC Classification
Insignificant	A1
Low Risk	A2

DISCLAIMER : This Report is **PRIVATE & CONFIDENTIAL** and it is prepared at the request of and for its use by the Subscriber only. The Subscriber shall use the contents of the Report merely as an aid to its business. Mira Inform Private Limited ("MIPL") has collated information/data in the Report, which have not been verified unless otherwise specifically mentioned in the Report. The Subscriber shall independently verify the accuracy and correctness of the information/data before in any way acting upon the same. MIPL shall not be liable for any harm, injury, loss or damage caused to the Subscriber due to default by the Subscriber's debtors/beneficiaries in fulfilling their obligations of any nature whatsoever. This Report or any of its portion shall not be used as a documentary evidence or otherwise before any investigative agencies or forum of law. This Report is confidential and proprietary to MIPL. The Subscriber and/or any other person(s) may not reproduce, publish or disclose any of the contents of the Report to others without the express authorization of MIPL. This Report is prepared and issued to the Subscriber without any risk, responsibility or liability on the part of MIPL or its officials.

Moderately Low Risk	B1
Moderate Risk	B2
Moderately High Risk	C1
High Risk	C2
Very High Risk	D

EXTERNAL AGENCY RATING

NOT AVAILABLE

RBI DEFAULTERS' LIST STATUS

Subject's name is not enlisted as a defaulter in the publicly available RBI Defaulters' list.

EPF (Employee Provident Fund) DEFAULTERS' LIST STATUS

Subject's name is not enlisted as a defaulter in the publicly available EPF (Employee Provident Fund) Defaulters' list as of 31-03-2016.

BIFR (Board for Industrial & Financial Reconstruction) LISTING STATUS

Subject's name is not listed as a Sick Unit in the publicly available BIFR (Board for Industrial & Financial Reconstruction) list as of 11.08.2018

IBBI (Insolvency and Bankruptcy Board of India) LISTING STATUS

Subject's name is not listed in the publicly available IBBI (Insolvency and Bankruptcy Board of India) list as of report date.

INFORMATION DENIED

Management Non-Cooperative (91-7292-409991/92)

LOCATIONS

Registered Office :	201, B.C Chamber, 47-Jaora Compound, Indore – 452001, Madhya Pradesh, India
Tel. No.:	91-7292-409991 / 92/ 93
Fax No.:	Not Available
E-Mail :	info@medilux.co.in finance@medilux.co.in

DISCLAIMER : This Report is **PRIVATE & CONFIDENTIAL** and it is prepared at the request of and for its use by the Subscriber only. The Subscriber shall use the contents of the Report merely as an aid to its business. Mira Inform Private Limited ("MIPL") has collated information/data in the Report, which have not been verified unless otherwise specifically mentioned in the Report. The Subscriber shall independently verify the accuracy and correctness of the information/data before in any way acting upon the same. MIPL shall not be liable for any harm, injury, loss or damage caused to the Subscriber due to default by the Subscriber's debtors/beneficiaries in fulfilling their obligations of any nature whatsoever. This Report or any of its portion shall not be used as a documentary evidence or otherwise before any investigative agencies or forum of law. This Report is confidential and proprietary to MIPL. The Subscriber and/or any other person(s) may not reproduce, publish or disclose any of the contents of the Report to others without the express authorization of MIPL. This Report is prepared and issued to the Subscriber without any risk, responsibility or liability on the part of MIPL or its officials.

MEDILUX LABORATORIES PRIVATE LIMITED - 524588

PAGE NO. : 4

Plant Office :	Plot No. 98-99, Sector-1, Industrial Area, Pithampur – 454775, District Dhar, Madhya Pradesh, India
-----------------------	---

DIRECTORS

AS ON 31.03.2017

Name :	Deepak K. Kewalramani
Designation :	Managing Director
Address :	1005-1006, Stellar Tower, Lokhandwala Complex, Andheri West, Mumbai – 400053, Maharashtra, India
Date of Birth/Age :	11.03.1967
Qualification:	B.E.
Date of Appointment :	03.08.1990
DIN No.:	00078144
Name :	Sunil Permanand Kewalramani
Designation :	Director
Address :	2005/6, Stellar Tower, Lokhandwala Complex, Andheri (West), Mumbai – 400053, Maharashtra, India
Date of Birth/Age :	08.08.1976
Qualification:	B.Com
Date of Appointment :	01.09.2009
DIN No.:	00272923
Name :	Satish Matkar
Designation :	Director
Address :	202-Ch, Sector-C Vijay Nagar, Mig Indore – 452010, Madhya Pradesh, India
Date of Birth/Age :	09.09.1956
Qualification:	M.SC
Date of Appointment :	01.05.2007
DIN No.:	01495629
Name :	Sanjay Kanhiyalal Kewalramani
Designation :	Director
Address :	1005-1006, Stellar Tower, Lokhandwala Complex, Andheri West, Mumbai – 400053, Maharashtra, India
Date of Birth/Age :	26.10.1974
Qualification:	B.Com
Date of Appointment :	25.05.2011
DIN No.:	02131685

MAJOR SHAREHOLDERS

DISCLAIMER : This Report is **PRIVATE & CONFIDENTIAL** and it is prepared at the request of and for its use by the Subscriber only. The Subscriber shall use the contents of the Report merely as an aid to its business. Mira Inform Private Limited ("MIPL") has collated information/data in the Report, which have not been verified unless otherwise specifically mentioned in the Report. The Subscriber shall independently verify the accuracy and correctness of the information/data before in any way acting upon the same. MIPL shall not be liable for any harm, injury, loss or damage caused to the Subscriber due to default by the Subscriber's debtors/beneficiaries in fulfilling their obligations of any nature whatsoever. This Report or any of its portion shall not be used as a documentary evidence or otherwise before any investigative agencies or forum of law. This Report is confidential and proprietary to MIPL. The Subscriber and/or any other person(s) may not reproduce, publish or disclose any of the contents of the Report to others without the express authorization of MIPL. This Report is prepared and issued to the Subscriber without any risk, responsibility or liability on the part of MIPL or its officials.

MEDILUX LABORATORIES PRIVATE LIMITED - 524588

PAGE NO. : 5

AS ON 31.03.2016

Names of Shareholders	No. of Shares
Deepak Kewalramani	165515
Modlite Holding Private Limited, India	69855
Kavita Kewalramani	5
Padma Kewalramani	805
Jagdish Kewalramani	37490
Rajeshwari Kewalramani	75
Sunil Kewalramani	19100
Kay Dee Holding Company Private Limited, India	56000
Kewalramani Finance and Investment Private Limited, India	57950
Manoj Kewalramani	19375
Jyoti Kewalramani	19275
Sanjay Kewalramani	37490
Varkha Kewalramani	50
Parmanand Kewalramani	46375
Kanhaiyalal Kewalramani	11400
Wadhuram Kewalramani	8600
Pee Tee Trading Private Limited, India	640
Total	550000

Equity Share Break up (Percentage of Total Equity)

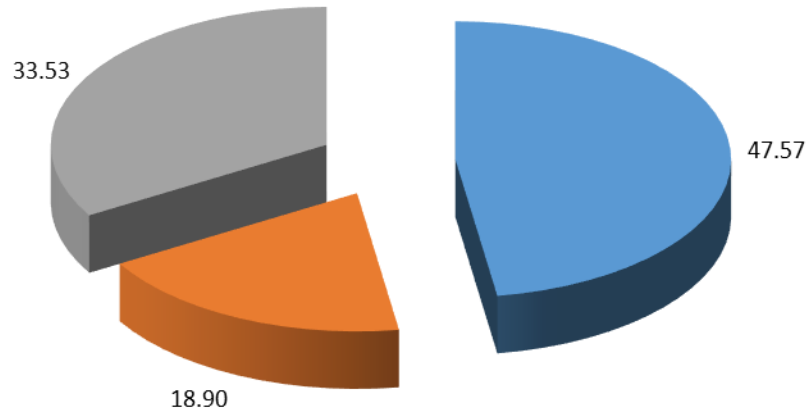
AS ON 29.09.2016

Category	Percentage
Promoters- Individual/Hindu Undivided Family- Indian	47.57
Promoters- Individual/Hindu Undivided Family - Non-resident Indian (NRI)	18.90
Promoters- Body corporate	33.53
Total	100.00

DISCLAIMER : This Report is **PRIVATE & CONFIDENTIAL** and it is prepared at the request of and for its use by the Subscriber only. The Subscriber shall use the contents of the Report merely as an aid to its business. Mira Inform Private Limited ("MIPL") has collated information/data in the Report, which have not been verified unless otherwise specifically mentioned in the Report. The Subscriber shall independently verify the accuracy and correctness of the information/data before in any way acting upon the same. MIPL shall not be liable for any harm, injury, loss or damage caused to the Subscriber due to default by the Subscriber's debtors/beneficiaries in fulfilling their obligations of any nature whatsoever. This Report or any of its portion shall not be used as a documentary evidence or otherwise before any investigative agencies or forum of law. This Report is confidential and proprietary to MIPL. The Subscriber and/or any other person(s) may not reproduce, publish or disclose any of the contents of the Report to others without the express authorization of MIPL. This Report is prepared and issued to the Subscriber without any risk, responsibility or liability on the part of MIPL or its officials.

Share holding pattern

- Promoters- Individual/Hindu Undivided Family- Indian
- Promoters- Individual/Hindu Undivided Family - Non-resident Indian (NRI)
- Promoters- Body corporate



BUSINESS DETAILS

Line of Business :	Subject is engaged in the business of manufacturing of Drug Intermediate and APIs. [Registered Activity]		
Products / Services :	Name and Description of main products / services	NIC	Code of the Product/service
	Manufacturing of chemicals and chemical products	24	
Brand Names :	Not Available		
Agencies Held :	Not Available		
Exports :	Not Divulged		
Imports :	Not Divulged		
Terms :	Not Divulged		

DISCLAIMER : This Report is **PRIVATE & CONFIDENTIAL** and it is prepared at the request of and for its use by the Subscriber only. The Subscriber shall use the contents of the Report merely as an aid to its business. Mira Inform Private Limited ("MIPL") has collated information/data in the Report, which have not been verified unless otherwise specifically mentioned in the Report. The Subscriber shall independently verify the accuracy and correctness of the information/data before in any way acting upon the same. MIPL shall not be liable for any harm, injury, loss or damage caused to the Subscriber due to default by the Subscriber's debtors/beneficiaries in fulfilling their obligations of any nature whatsoever. This Report or any of its portion shall not be used as a documentary evidence or otherwise before any investigative agencies or forum of law. This Report is confidential and proprietary to MIPL. The Subscriber and/or any other person(s) may not reproduce, publish or disclose any of the contents of the Report to others without the express authorization of MIPL. This Report is prepared and issued to the Subscriber without any risk, responsibility or liability on the part of MIPL or its officials.

PRODUCTION STATUS – (NOT AVAILABLE)

GENERAL INFORMATION

Suppliers :	Reference :	Not Divulged	
	Name of the Person :	--	
	Contact No.:	--	
	Since How Long Known :	--	
	Maximum Limit Dealt :	--	
	Experience :	--	
	Remark:	--	
Customers :	Reference :	Not Divulged	
	Name of the Person :	--	
	Contact No.:	--	
	Since How Long Known :	--	
	Maximum Limit Dealt :	--	
	Experience :	--	
	Remark:	--	
No. of Employees :	Information denied by the management		
Bankers :	Banker Name :	The Saraswat Co-operative Bank Limited	
	Branch :	G-10, Shreevardhan, R.N.T. Marg, Indore – 452001, Madhya Pradesh, India	
	Person Name (With Designation) :	--	
	Contact Number :	--	
	Name of Account Holder :	--	
	Account Number :	--	
	Account Since (Date/Year of Account Opening) :	--	
	Average Balance Maintained :	--	
	Credit Facilities Enjoyed (CC/OD/Term Loan) :	--	
	Account Operation :	--	
	Remark :	--	
Facilities :	(INR In Million)		
	SECURED LOAN	As on 31.03.2016	As on 31.03.2015
	LONG TERM BORROWING		
	Rupee term loans from banks	46.401	35.283
	Other loans and advances	13.436	1.521
	SHORT TERM BORROWING		
	Rupee term loans from banks	20.046	28.325
Working capital loans from banks	209.013	196.467	

MEDILUX LABORATORIES PRIVATE LIMITED - 524588

PAGE NO. : 8

	Other loans and advances	3.126	0.477
	Total	292.022	262.073

Auditors :	
Name :	Mantri Ranjan and Associates Chartered Accountants
Address :	405-406, Manas Bhavan Extn., 11 R.N.T. Marg, Indore, Madhya Pradesh, India
PAN N Income-tax PAN of auditor or auditor's firm :	AADFG4586G
Memberships :	Not Available
Collaborators :	Not Available
Associates:	<ul style="list-style-type: none"> • Medilux Diagnostics Private Limited • Kay Dee Holding Co. Private Limited • Modlite Holding Private Limited • Kewalramani Finance and Invt. Co. Private Limited • Kaizen Global Services (I.) Private Limited • Kestral Import and Export Private Limited • Pee Tee Trading Private Limited • Medilux Healthcare Private Limited

CAPITAL STRUCTURE

AS ON 31.03.2016

Authorised Capital :

No. of Shares	Type	Value	Amount
6,00,000	Equity Shares	INR 100/- each	INR 60.000 Million

Issued, Subscribed & Paid-up Capital :

No. of Shares	Type	Value	Amount
5,50,000	Equity Shares	INR 100/- each	INR 55.000 Million

DISCLAIMER : This Report is **PRIVATE & CONFIDENTIAL** and it is prepared at the request of and for its use by the Subscriber only. The Subscriber shall use the contents of the Report merely as an aid to its business. Mira Inform Private Limited ("MIPL") has collated information/data in the Report, which have not been verified unless otherwise specifically mentioned in the Report. The Subscriber shall independently verify the accuracy and correctness of the information/data before in any way acting upon the same. MIPL shall not be liable for any harm, injury, loss or damage caused to the Subscriber due to default by the Subscriber's debtors/beneficiaries in fulfilling their obligations of any nature whatsoever. This Report or any of its portion shall not be used as a documentary evidence or otherwise before any investigative agencies or forum of law. This Report is confidential and proprietary to MIPL. The Subscriber and/or any other person(s) may not reproduce, publish or disclose any of the contents of the Report to others without the express authorization of MIPL. This Report is prepared and issued to the Subscriber without any risk, responsibility or liability on the part of MIPL or its officials.

FINANCIAL DATA
[all figures are INR Million]

ABRIDGED BALANCE SHEET (STANDALONE)

SOURCES OF FUNDS	31.03.2016	31.03.2015	31.03.2014
I. EQUITY AND LIABILITIES			
(1) Shareholders' Funds			
(a) Share Capital	55.000	55.000	55.000
(b) Reserves and Surplus	185.478	148.682	129.148
(c) Money received against share warrants	0.000	0.000	0.000
(d) Minority interest	0.000	0.000	0.000
(2) Share Application money pending allotment	0.000	0.000	0.000
Total Shareholders' Funds (1) + (2)	240.478	203.682	184.148
(3) Non-Current Liabilities			
(a) long-term borrowings	136.153	111.520	113.873
(b) Deferred tax liabilities (Net)	24.327	26.633	21.872
(c) Other long-term liabilities	0.000	0.000	0.000
(d) long-term provisions	11.413	8.743	7.549
Total Non-current Liabilities (3)	171.893	146.896	143.294
(4) Current Liabilities			
(a) Short-term borrowings	232.186	225.269	185.187
(b) Trade payables	188.463	146.521	149.578
(c) Other current liabilities	1.291	1.218	0.708
(d) Short-term provisions	36.362	26.331	24.914
Total Current Liabilities (4)	458.302	399.339	360.387
TOTAL	870.673	749.917	687.829
II. ASSETS			
(1) Non-current assets			
(a) Fixed Assets			
(i) Tangible assets	383.349	295.388	295.199
(ii) Intangible Assets	1.523	2.527	4.057
(iii) Tangible assets capital work-in-progress	22.930	43.915	8.089
(iv) Intangible assets under development	0.000	0.000	0.000
(b) Non-current Investments	0.210	0.210	0.210
(c) Deferred tax assets (net)	0.000	0.000	0.000
(d) Long-term loans and advances	67.909	53.673	56.244
(e) Other Non-current assets	0.000	0.000	0.000

DISCLAIMER : This Report is **PRIVATE & CONFIDENTIAL** and it is prepared at the request of and for its use by the Subscriber only. The Subscriber shall use the contents of the Report merely as an aid to its business. Mira Inform Private Limited ("MIPL") has collated information/data in the Report, which have not been verified unless otherwise specifically mentioned in the Report. The Subscriber shall independently verify the accuracy and correctness of the information/data before in any way acting upon the same. MIPL shall not be liable for any harm, injury, loss or damage caused to the Subscriber due to default by the Subscriber's debtors/beneficiaries in fulfilling their obligations of any nature whatsoever. This Report or any of its portion shall not be used as a documentary evidence or otherwise before any investigative agencies or forum of law. This Report is confidential and proprietary to MIPL. The Subscriber and/or any other person(s) may not reproduce, publish or disclose any of the contents of the Report to others without the express authorization of MIPL. This Report is prepared and issued to the Subscriber without any risk, responsibility or liability on the part of MIPL or its officials.

MEDILUX LABORATORIES PRIVATE LIMITED - 524588

PAGE NO. : 10

Total Non-Current Assets	475.921	395.713	363.799
(2) Current assets			
(a) Current investments	0.000	0.000	0.000
(b) Inventories	105.374	122.027	115.688
(c) Trade receivables	209.341	173.964	165.002
(d) Cash and bank balances	12.472	18.138	12.018
(e) Short-term loans and advances	67.565	40.075	31.322
(f) Other current assets	0.000	0.000	0.000
Total Current Assets	394.752	354.204	324.030
TOTAL	870.673	749.917	687.829

PROFIT & LOSS ACCOUNT (STANDALONE)

	PARTICULARS	31.03.2016	31.03.2015	31.03.2014
	SALES			
	Income	714.341	604.601	541.457
	Other Income	2.713	3.491	1.210
	TOTAL	717.054	608.092	542.667
Less	EXPENSES			
	Cost of Materials Consumed	301.219	282.147	289.737
	Changes in inventories of finished goods, work-in-progress and Stock-in-Trade	14.743	8.866	(21.626)
	Employee benefit expense	74.898	64.346	70.473
	Other expenses	216.388	172.934	127.457
	TOTAL	607.248	528.293	466.041
	PROFIT/ (LOSS) BEFORE INTEREST, TAX, DEPRECIATION AND AMORTISATION	109.806	79.799	76.626
Less	FINANCIAL EXPENSES	21.480	23.714	25.062
	PROFIT / (LOSS) BEFORE TAX, DEPRECIATION AND AMORTISATION	88.326	56.085	51.564
Less/ Add	DEPRECIATION/ AMORTISATION	36.188	17.711	18.850
	PROFIT/ (LOSS) BEFORE TAX	52.138	38.374	32.714
Less	TAX	12.694	13.328	11.125
	PROFIT/ (LOSS) AFTER TAX	39.444	25.046	21.589

DISCLAIMER : This Report is **PRIVATE & CONFIDENTIAL** and it is prepared at the request of and for its use by the Subscriber only. The Subscriber shall use the contents of the Report merely as an aid to its business. Mira Inform Private Limited ("MIPL") has collated information/data in the Report, which have not been verified unless otherwise specifically mentioned in the Report. The Subscriber shall independently verify the accuracy and correctness of the information/data before in any way acting upon the same. MIPL shall not be liable for any harm, injury, loss or damage caused to the Subscriber due to default by the Subscriber's debtors/beneficiaries in fulfilling their obligations of any nature whatsoever. This Report or any of its portion shall not be used as a documentary evidence or otherwise before any investigative agencies or forum of law. This Report is confidential and proprietary to MIPL. The Subscriber and/or any other person(s) may not reproduce, publish or disclose any of the contents of the Report to others without the express authorization of MIPL. This Report is prepared and issued to the Subscriber without any risk, responsibility or liability on the part of MIPL or its officials.

MEDILUX LABORATORIES PRIVATE LIMITED - 524588

PAGE NO. : 11

EARNINGS IN FOREIGN CURRENCY				
F.O.B. Value of Exports		NA	323.218	396.082
TOTAL EARNINGS		NA	323.218	396.082
IMPORTS				
Raw Materials		481.240	323.218	124.282
Capital Goods		0.000	0.000	0.000
TOTAL IMPORTS		481.240	323.218	124.282
Earnings / (Loss) Per Share (INR)		71.72	45.54	39.25

CURRENT MATURITIES OF LONG TERM DEBT DETAILS

Particulars	31.03.2016	31.03.2015	31.03.2014
Current Maturities of Long term debt	0.000	0.000	0.000
Cash generated from operations	NA	NA	NA
Net cash flows from (used in) operations	118.899	90.219	45.613
Net cash flows from (used in) operating activities	103.899	81.652	37.493

KEY RATIOS

EFFICIENCY RATIOS

PARTICULARS	31.03.2016	31.03.2015	31.03.2014
Average Collection Days (Sundry Debtors / Income * 365 Days)	106.96	105.02	111.23
Account Receivables Turnover (Income / Sundry Debtors)	3.41	3.48	3.28
Average Payment Days (Sundry Creditors / Purchases * 365 Days)	228.37	189.55	188.43
Inventory Turnover (Operating Income / Inventories)	1.04	0.65	0.66
Asset Turnover (Operating Income / Net Fixed Assets)	0.27	0.23	0.25

DISCLAIMER : This Report is **PRIVATE & CONFIDENTIAL** and it is prepared at the request of and for its use by the Subscriber only. The Subscriber shall use the contents of the Report merely as an aid to its business. Mira Inform Private Limited ("MIPL") has collated information/data in the Report, which have not been verified unless otherwise specifically mentioned in the Report. The Subscriber shall independently verify the accuracy and correctness of the information/data before in any way acting upon the same. MIPL shall not be liable for any harm, injury, loss or damage caused to the Subscriber due to default by the Subscriber's debtors/beneficiaries in fulfilling their obligations of any nature whatsoever. This Report or any of its portion shall not be used as a documentary evidence or otherwise before any investigative agencies or forum of law. This Report is confidential and proprietary to MIPL. The Subscriber and/or any other person(s) may not reproduce, publish or disclose any of the contents of the Report to others without the express authorization of MIPL. This Report is prepared and issued to the Subscriber without any risk, responsibility or liability on the part of MIPL or its officials.

MEDILUX LABORATORIES PRIVATE LIMITED - 524588

PAGE NO. : 12

LEVERAGE RATIOS

PARTICULARS	31.03.2016	31.03.2015	31.03.2014
Debt Ratio <i>((Borrowing + Current Liabilities) / Total Assets)</i>	0.68	0.68	0.69
Debt Equity Ratio <i>(Total Liability / Networth)</i>	1.53	1.65	1.62
Current Liabilities to Networth <i>(Current Liabilities / Net Worth)</i>	1.91	1.96	1.96
Fixed Assets to Networth <i>(Net Fixed Assets / Networth)</i>	1.70	1.68	1.67
Interest Coverage Ratio <i>(PBIT / Financial Charges)</i>	5.11	3.37	3.06

PROFITABILITY RATIOS

PARTICULARS		31.03.2016	31.03.2015	31.03.2014
Net Profit Margin <i>((PAT / Sales) * 100)</i>	%	5.52	4.14	3.99
Return on Total Assets <i>((PAT / Total Assets) * 100)</i>	%	4.53	3.34	3.14
Return on Investment (ROI) <i>((PAT / Networth) * 100)</i>	%	16.40	12.30	11.72

SOLVENCY RATIOS

PARTICULARS	31.03.2016	31.03.2015	31.03.2014
Current Ratio <i>(Current Assets / Current Liabilities)</i>	0.86	0.89	0.90
Quick Ratio <i>((Current Assets – Inventories) / Current Liabilities)</i>	0.63	0.58	0.58
G-Score Ratio Financial <i>(Networth / Total Assets)</i>	0.28	0.27	0.27
G-Score Ratio Debt <i>(Debts / Equity Capital)</i>	6.70	6.12	5.44
G-Score Ratio Liquidity <i>(Total Current Assets / Total Current Liabilities)</i>	0.86	0.89	0.90

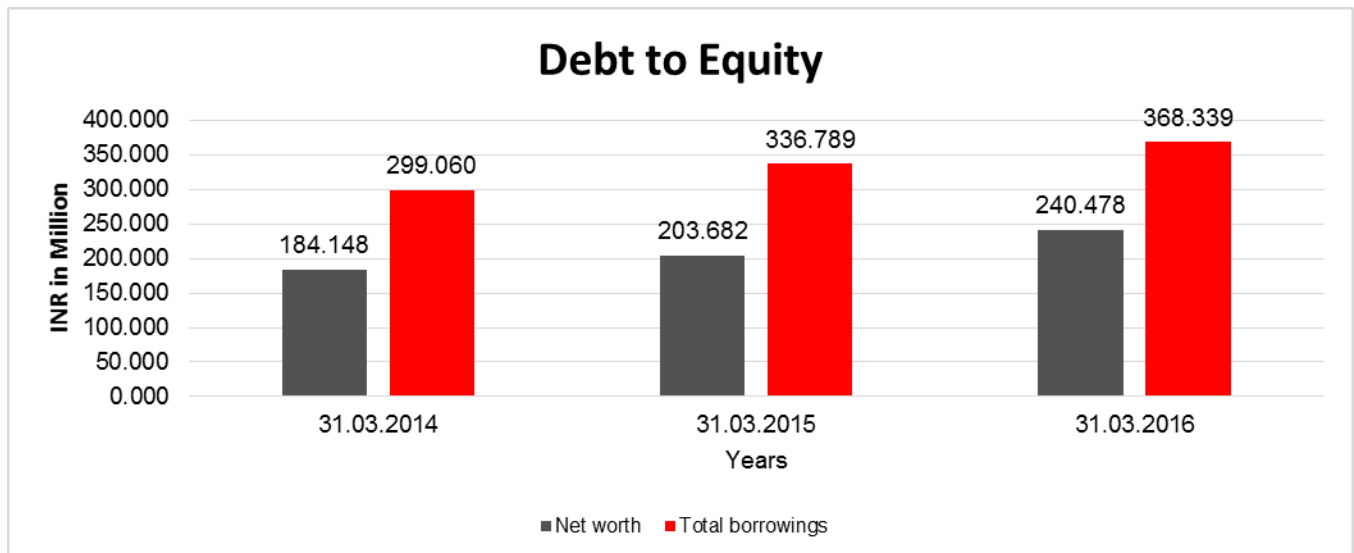
Total Liability = Short-term Debt + Long-term Debt + Current Maturities of Long-term debts

DISCLAIMER : This Report is **PRIVATE & CONFIDENTIAL** and it is prepared at the request of and for its use by the Subscriber only. The Subscriber shall use the contents of the Report merely as an aid to its business. Mira Inform Private Limited ("MIPL") has collated information/data in the Report, which have not been verified unless otherwise specifically mentioned in the Report. The Subscriber shall independently verify the accuracy and correctness of the information/data before in any way acting upon the same. MIPL shall not be liable for any harm, injury, loss or damage caused to the Subscriber due to default by the Subscriber's debtors/beneficiaries in fulfilling their obligations of any nature whatsoever. This Report or any of its portion shall not be used as a documentary evidence or otherwise before any investigative agencies or forum of law. This Report is confidential and proprietary to MIPL. The Subscriber and/or any other person(s) may not reproduce, publish or disclose any of the contents of the Report to others without the express authorization of MIPL. This Report is prepared and issued to the Subscriber without any risk, responsibility or liability on the part of MIPL or its officials.

FINANCIAL ANALYSIS
[all figures are INR Million]

DEBT EQUITY RATIO

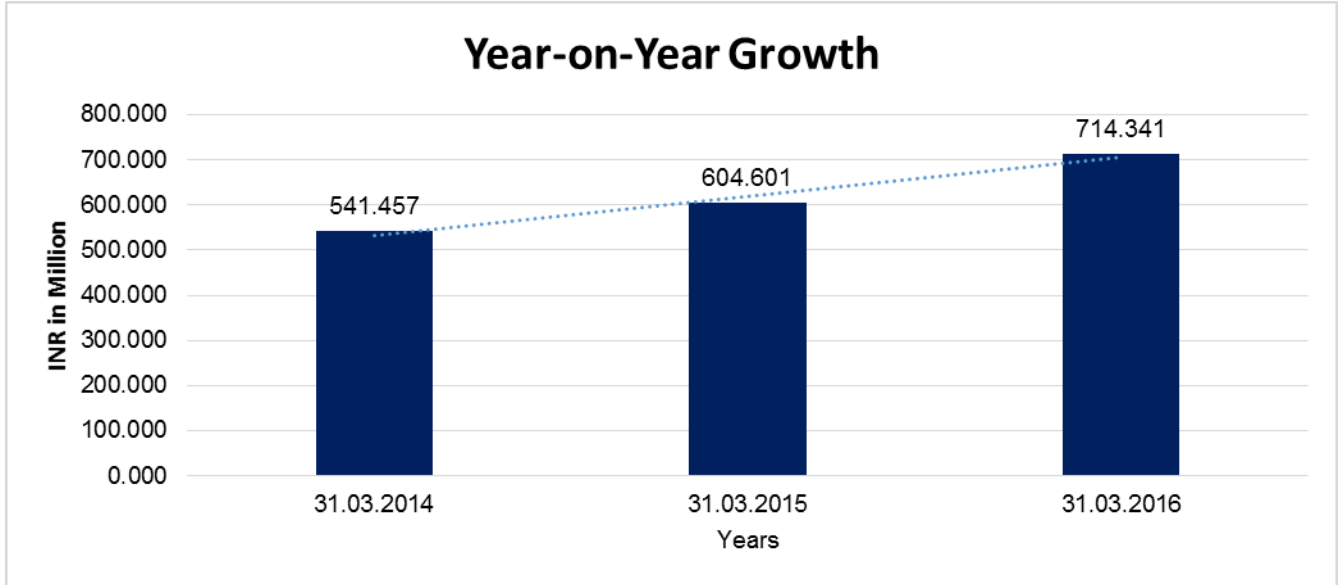
Particular	31.03.2014 (INR In Million)	31.03.2015 (INR In Million)	31.03.2016 (INR In Million)
Share Capital	55.000	55.000	55.000
Reserves & Surplus	129.148	148.682	185.478
Money received against share warrants	0.000	0.000	0.000
Share Application money pending allotment	0.000	0.000	0.000
Net worth	184.148	203.682	240.478
Long-term borrowings	113.873	111.520	136.153
Short term borrowings	185.187	225.269	232.186
Current maturities of long-term debts	0.000	0.000	0.000
Total borrowings	299.060	336.789	368.339
Debt/Equity ratio	1.624	1.654	1.532



YEAR-ON-YEAR GROWTH

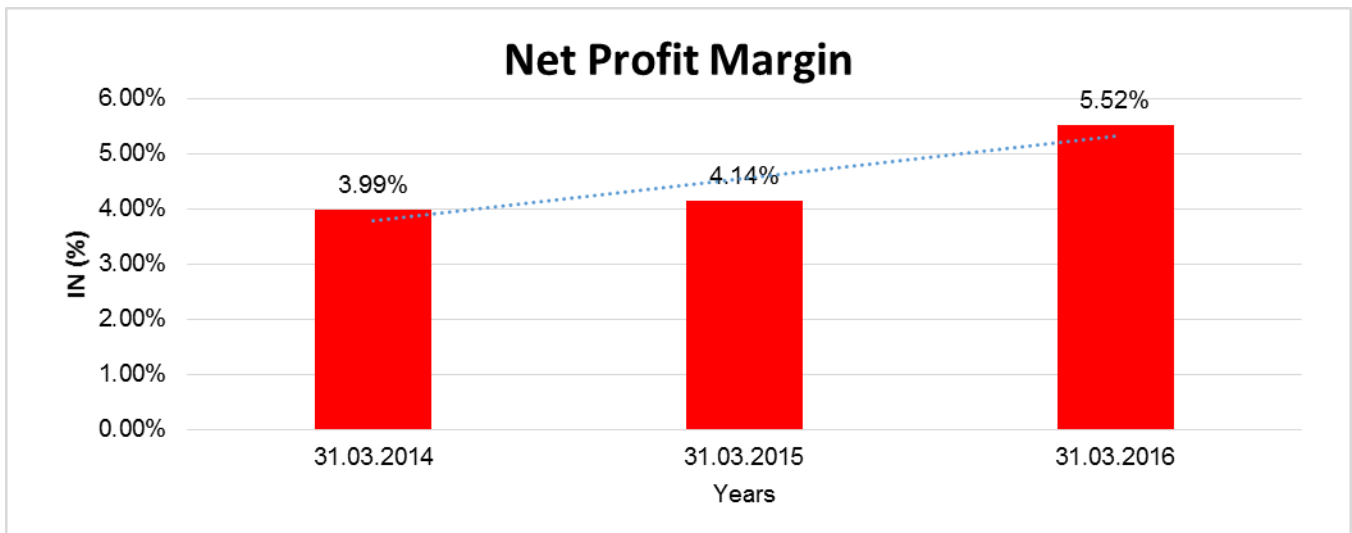
Year on Year Growth	31.03.2014 (INR In Million)	31.03.2015 (INR In Million)	31.03.2016 (INR In Million)
Sales	541.457	604.601	714.341
		11.662	18.151

DISCLAIMER : This Report is **PRIVATE & CONFIDENTIAL** and it is prepared at the request of and for its use by the Subscriber only. The Subscriber shall use the contents of the Report merely as an aid to its business. Mira Inform Private Limited ("MIPL") has collated information/data in the Report, which have not been verified unless otherwise specifically mentioned in the Report. The Subscriber shall independently verify the accuracy and correctness of the information/data before in any way acting upon the same. MIPL shall not be liable for any harm, injury, loss or damage caused to the Subscriber due to default by the Subscriber's debtors/beneficiaries in fulfilling their obligations of any nature whatsoever. This Report or any of its portion shall not be used as a documentary evidence or otherwise before any investigative agencies or forum of law. This Report is confidential and proprietary to MIPL. The Subscriber and/or any other person(s) may not reproduce, publish or disclose any of the contents of the Report to others without the express authorization of MIPL. This Report is prepared and issued to the Subscriber without any risk, responsibility or liability on the part of MIPL or its officials.



NET PROFIT MARGIN

Net Profit Margin	31.03.2014	31.03.2015	31.03.2016
	(INR In Million)	(INR In Million)	(INR In Million)
Sales	541.457	604.601	714.341
Profit/ (Loss)	21.589	25.046	39.444
	3.99 %	4.14 %	5.52 %



DISCLAIMER : This Report is **PRIVATE & CONFIDENTIAL** and it is prepared at the request of and for its use by the Subscriber only. The Subscriber shall use the contents of the Report merely as an aid to its business. Mira Inform Private Limited ("MIPL") has collated information/data in the Report, which have not been verified unless otherwise specifically mentioned in the Report. The Subscriber shall independently verify the accuracy and correctness of the information/data before in any way acting upon the same. MIPL shall not be liable for any harm, injury, loss or damage caused to the Subscriber due to default by the Subscriber's debtors/beneficiaries in fulfilling their obligations of any nature whatsoever. This Report or any of its portion shall not be used as a documentary evidence or otherwise before any investigative agencies or forum of law. This Report is confidential and proprietary to MIPL. The Subscriber and/or any other person(s) may not reproduce, publish or disclose any of the contents of the Report to others without the express authorization of MIPL. This Report is prepared and issued to the Subscriber without any risk, responsibility or liability on the part of MIPL or its officials.

ABRIDGED BALANCE SHEET (CONSOLIDATED)

SOURCES OF FUNDS		31.03.2016	31.03.2015
I. EQUITY AND LIABILITIES			
(1) Shareholders' Funds			
(a) Share Capital		55.000	55.000
(b) Reserves and Surplus		185.478	148.682
(c) Money received against share warrants		0.000	0.000
(d) Minority interest		0.000	0.000
(2) Share Application money pending allotment		0.000	0.000
Total Shareholders' Funds (1) + (2)		240.478	203.682
(3) Non-Current Liabilities			
(a) long-term borrowings		136.316	111.683
(b) Deferred tax liabilities (Net)		24.327	26.633
(c) Other long-term liabilities		0.000	0.000
(d) long-term provisions		11.412	8.742
Total Non-current Liabilities (3)		172.055	147.058
(4) Current Liabilities			
(a) Short-term borrowings		232.186	225.269
(b) Trade payables		188.463	146.520
(c) Other current liabilities		1.291	1.218
(d) Short-term provisions		36.441	26.388
Total Current Liabilities (4)		458.381	399.395
TOTAL		870.914	750.135
II. ASSETS			
(1) Non-current assets			
(a) Fixed Assets			
(i) Tangible assets		383.690	295.729
(ii) Intangible Assets		1.523	2.527
(iii) Tangible assets capital work-in-progress		22.930	43.915
(iv) Intangible assets under development		0.000	0.000
(b) Non-current Investments		0.010	0.010
(c) Deferred tax assets (net)		0.000	0.000
(d) Long-term loans and advances		67.414	53.215
(e) Other Non-current assets		0.378	0.318
Total Non-Current Assets		475.945	395.714
(2) Current assets			
(a) Current investments		0.000	0.000
(b) Inventories		105.374	122.028

DISCLAIMER : This Report is **PRIVATE & CONFIDENTIAL** and it is prepared at the request of and for its use by the Subscriber only. The Subscriber shall use the contents of the Report merely as an aid to its business. Mira Inform Private Limited ("MIPL") has collated information/data in the Report, which have not been verified unless otherwise specifically mentioned in the Report. The Subscriber shall independently verify the accuracy and correctness of the information/data before in any way acting upon the same. MIPL shall not be liable for any harm, injury, loss or damage caused to the Subscriber due to default by the Subscriber's debtors/beneficiaries in fulfilling their obligations of any nature whatsoever. This Report or any of its portion shall not be used as a documentary evidence or otherwise before any investigative agencies or forum of law. This Report is confidential and proprietary to MIPL. The Subscriber and/or any other person(s) may not reproduce, publish or disclose any of the contents of the Report to others without the express authorization of MIPL. This Report is prepared and issued to the Subscriber without any risk, responsibility or liability on the part of MIPL or its officials.

MEDILUX LABORATORIES PRIVATE LIMITED - 524588

PAGE NO. : 16

(c) Trade receivables		209.341	173.964
(d) Cash and bank balances		12.690	18.354
(e) Short-term loans and advances		67.564	40.075
(f) Other current assets		0.000	0.000
Total Current Assets		394.969	354.421
TOTAL		870.914	750.135

PROFIT & LOSS ACCOUNT (CONSOLIDATED)

	PARTICULARS	31.03.2016	31.03.2015
	SALES		
	Income	714.341	604.601
	Other Income	2.713	3.491
	TOTAL	717.054	608.092
Less	EXPENSES		
	Cost of Materials Consumed	301.219	282.147
	Changes in inventories of finished goods, work-in-progress and Stock-in-Trade	14.743	8.867
	Employee benefit expense	74.898	64.347
	Other expenses	216.388	172.933
	TOTAL	607.248	528.294
	PROFIT/ (LOSS) BEFORE INTEREST, TAX, DEPRECIATION AND AMORTISATION	109.806	79.798
Less	FINANCIAL EXPENSES	21.480	23.713
	PROFIT / (LOSS) BEFORE TAX, DEPRECIATION AND AMORTISATION	88.326	56.085
Less/ Add	DEPRECIATION/ AMORTISATION	36.188	17.711
	PROFIT/ (LOSS) BEFORE TAX	52.138	38.374
Less	TAX	12.694	13.328
	PROFIT/ (LOSS) AFTER TAX	39.444	25.046
	IMPORTS		
	Raw Materials	100.541	117.458
	TOTAL IMPORTS	100.541	117.458
	Earnings / (Loss) Per Share (INR)	71.72	45.54

DISCLAIMER : This Report is **PRIVATE & CONFIDENTIAL** and it is prepared at the request of and for its use by the Subscriber only. The Subscriber shall use the contents of the Report merely as an aid to its business. Mira Inform Private Limited ("MIPL") has collated information/data in the Report, which have not been verified unless otherwise specifically mentioned in the Report. The Subscriber shall independently verify the accuracy and correctness of the information/data before in any way acting upon the same. MIPL shall not be liable for any harm, injury, loss or damage caused to the Subscriber due to default by the Subscriber's debtors/beneficiaries in fulfilling their obligations of any nature whatsoever. This Report or any of its portion shall not be used as a documentary evidence or otherwise before any investigative agencies or forum of law. This Report is confidential and proprietary to MIPL. The Subscriber and/or any other person(s) may not reproduce, publish or disclose any of the contents of the Report to others without the express authorization of MIPL. This Report is prepared and issued to the Subscriber without any risk, responsibility or liability on the part of MIPL or its officials.

LOCAL AGENCY FURTHER INFORMATION

Sr. No.	Check list by info agents	Available in Report (Yes/No)
1	Year of establishment	Yes
2	Constitution of the entity -Incorporation details	Yes
3	Locality of the entity	Yes
4	Premises details	No
5	Buyer visit details	--
6	Contact numbers	Yes
7	Name of the person contacted	No
8	Designation of contact person	No
9	Promoter's background	Yes
10	Date of Birth of Proprietor / Partners / Directors	Yes
11	Pan Card No. of Proprietor / Partners	No
12	Voter Id Card No. of Proprietor / Partners	No
13	Type of business	Yes
14	Line of Business	Yes
15	Export/import details (if applicable)	No
16	No. of employees	No
17	Details of sister concerns	Yes
18	Major suppliers	No
19	Major customers	No
20	Banking Details	Yes
21	Banking facility details	Yes
22	Conduct of the banking account	--
23	Financials, if provided	Yes
24	Capital in the business	Yes
25	Last accounts filed at ROC, if applicable	Yes
26	Turnover of firm for last three years	Yes
27	Reasons for variation <> 20%	--
28	Estimation for coming financial year	No
29	Profitability for last three years	Yes
30	Major shareholders, if available	Yes
31	External Agency Rating, if available	No
32	Litigations that the firm/promoter involved in	--
33	Market information	--
34	Payments terms	No
35	Negative Reporting by Auditors in the Annual Report	No

COMPANY OVERVIEW

Subject is engaged in the business of manufacturing of Drug Intermediate and APIs. The company is 100% Export Oriented Unit and has its customer around the globe.

The company is Private Limited Company incorporated and domiciled in India and has its registered office at Indore, Madhya Pradesh, India. The company was incorporated in 1985 but had started its operations from Jan.1988.

OPERATIONS AND PERFORMANCE REVIEW

During the year the Total Income of Company has increased form INR 608.000 Million to INR 717.000 Million, therefore the net profit of the company has increased from INR 25.000 Million to INR 39.400 Million. The Directors are confident and trying hard to increase the profitability during the current financial year with dedicated efforts of the management.

The performance of the Company is satisfactory and the Company is making continuous efforts to make a good level of operation.

UNSECURED LOANS:

(INR In Million)

Particulars	As on 31.03.2016	As on 31.03.2015
LONG TERM BORROWING		
Loans and advances from related parties	72.204	68.865
Intercorporate borrowings	4.113	5.851
Total	76.317	74.716

INDEX OF CHARGES:

Charges Registered								
SN o	SRN	Charge Id	Charge Holder Name	Date of Creation	Date of Modifi cation	Date of Satisfac tion	Amount	Address
1	G317004 87	1000685 48	The Sarasw at Co- operati ve Bank Ltd	30/11/20 16	-	-	7500000.0	G-10, Shreevardhan Complex4, R.N.T. Marg,INDOREMP452 001IN
2	G317094 21	1000685 66	The Sarasw at Co- operati	28/11/20 16	-	-	22000000.0	G-10, Shreevardhan Complex4, R.N.T. Marg,indoreMP45200 1IN

DISCLAIMER : This Report is **PRIVATE & CONFIDENTIAL** and it is prepared at the request of and for its use by the Subscriber only. The Subscriber shall use the contents of the Report merely as an aid to its business. Mira Inform Private Limited ("MIPL") has collated information/data in the Report, which have not been verified unless otherwise specifically mentioned in the Report. The Subscriber shall independently verify the accuracy and correctness of the information/data before in any way acting upon the same. MIPL shall not be liable for any harm, injury, loss or damage caused to the Subscriber due to default by the Subscriber's debtors/beneficiaries in fulfilling their obligations of any nature whatsoever. This Report or any of its portion shall not be used as a documentary evidence or otherwise before any investigative agencies or forum of law. This Report is confidential and proprietary to MIPL. The Subscriber and/or any other person(s) may not reproduce, publish or disclose any of the contents of the Report to others without the express authorization of MIPL. This Report is prepared and issued to the Subscriber without any risk, responsibility or liability on the part of MIPL or its officials.

MEDILUX LABORATORIES PRIVATE LIMITED - 524588

PAGE NO. : 19

			ve Bank Ltd					
3	G127029 99	1000515 20	The Sarasw at Co- operati ve Bank Ltd	31/08/20 16	-	-	16000000.0	G-10, Shreevardhan Complex4, R.N.T. Marg,INDOREMP452 001IN
4	G127191 00	1000515 54	The Sarasw at Co- operati ve Bank Ltd	26/07/20 16	-	-	14500000.0	G-10, Shreevardhan Complex4, R.N.T. Marg,INDOREMP452 001IN
5	G022081 89	1000224 35	The Sarasw at Co- operati ve Bank Ltd	24/03/20 16	-	-	1774000.0	G-10, Shreevardhan Complex4, R.N.T. Marg,INDOREMP452 001IN
6	G007854 69	1000173 39	The Sarasw at Co- operati ve Bank Ltd	26/02/20 16	-	-	12345000.0	G-10, Shreevardhan Complex4, R.N.T. Marg,INDOREMP452 001IN
7	C657647 06	1059414 6	The Sarasw at Co- oprati ve Bank Limited	04/09/20 15	-	-	1176000.0	G-10, Shreevardhan Complex4, RNT MargINDOREMP4520 01IN
8	C657622 39	1059414 0	The Sarasw at Co- oprati ve Bank Limited	02/09/20 15	-	-	24000000.0	G-10, Shreevardhan Complex4, RNT MargINDOREMP4520 01IN
9	C611718 64	1058485 5	The Sarasw at Co- oprati ve Bank Limited	20/06/20 15	-	-	6338000.0	G-10, Shreevardhan Complex4, RNT MargINDOREMP4520 01IN

DISCLAIMER : This Report is **PRIVATE & CONFIDENTIAL** and it is prepared at the request of and for its use by the Subscriber only. The Subscriber shall use the contents of the Report merely as an aid to its business. Mira Inform Private Limited ("MIPL") has collated information/data in the Report, which have not been verified unless otherwise specifically mentioned in the Report. The Subscriber shall independently verify the accuracy and correctness of the information/data before in any way acting upon the same. MIPL shall not be liable for any harm, injury, loss or damage caused to the Subscriber due to default by the Subscriber's debtors/beneficiaries in fulfilling their obligations of any nature whatsoever. This Report or any of its portion shall not be used as a documentary evidence or otherwise before any investigative agencies or forum of law. This Report is confidential and proprietary to MIPL. The Subscriber and/or any other person(s) may not reproduce, publish or disclose any of the contents of the Report to others without the express authorization of MIPL. This Report is prepared and issued to the Subscriber without any risk, responsibility or liability on the part of MIPL or its officials.

MEDILUX LABORATORIES PRIVATE LIMITED - 524588

PAGE NO. : 20

10	C113323 19	1050905 3	The Sarasw at Co- oprativ e Bank Limited	26/05/20 14	-	-	40000000.0	G-10, Shreevardhan Complex4, RNT MargINDOREMP4520 01IN
----	---------------	--------------	---	----------------	---	---	------------	---

FIXED ASSETS:

Tangible assets

- Land
- Buildings
- Plant and equipment
- Furniture and fixtures
- Vehicles
- Computer equipments

Intangible assets

- Computer software

CMT REPORT (Corruption, Money Laundering & Terrorism]

The Public Notice information has been collected from various sources including but not limited to: **The Courts, India Prisons Service, Interpol, etc.**

1] INFORMATION ON DESIGNATED PARTY

No records exist designating subject or any of its beneficial owners, controlling shareholders or senior officers as terrorist or terrorist organization or whom notice had been received that all financial transactions involving their assets have been blocked or convicted, found guilty or against whom a judgement or order had been entered in a proceedings for violating money-laundering, anti-corruption or bribery or international economic or anti-terrorism sanction laws or whose assets were seized, blocked, frozen or ordered forfeited for violation of money laundering or international anti-terrorism laws.

2] Court Declaration :

No records exist to suggest that subject is or was the subject of any formal or informal allegations, prosecutions or other official proceeding for making any prohibited payments or other improper payments to government officials for engaging in prohibited transactions or with designated parties.

3] Asset Declaration :

No records exist to suggest that the property or assets of the subject are derived from criminal conduct or a prohibited transaction.

4] Record on Financial Crime :

Charges or conviction registered against subject: **None**

5] Records on Violation of Anti-Corruption Laws :

Charges or investigation registered against subject: **None**

6] Records on Int'l Anti-Money Laundering Laws/Standards :

Charges or investigation registered against subject: **None**

7] Criminal Records

No available information exist that suggest that subject or any of its principals have been formally charged or convicted by a competent governmental authority for any financial crime or under any formal investigation by a competent government authority for any violation of anti-corruption laws or international anti-money laundering laws or standard.

8] Affiliation with Government :

No record exists to suggest that any director or indirect owners, controlling shareholders, director, officer or employee of the company is a government official or a family member or close business associate of a Government official.

9] Compensation Package :

Our market survey revealed that the amount of compensation sought by the subject is fair and reasonable and comparable to compensation paid to others for similar services.

10] Press Report :

No press reports / filings exists on the subject.

CORPORATE GOVERNANCE

MIRA INFORM as part of its Due Diligence do provide comments on Corporate Governance to identify management and governance. These factors often have been predictive and in some cases have created vulnerabilities to credit deterioration.

Our Governance Assessment focuses principally on the interactions between a company's management, its Board of Directors, Shareholders and other financial stakeholders.

CONTRAVENTION

Subject is not known to have contravened any existing local laws, regulations or policies that prohibit, restrict or otherwise affect the terms and conditions that could be included in the agreement with the subject.

FOREIGN EXCHANGE RATES

Currency	Unit	INR
US Dollar	1	INR 69.10
UK Pound	1	INR 88.23
Euro	1	INR 78.92

INFORMATION DETAILS

Information Gathered by :	SUP
Analysis Done by :	VAR
Report Prepared by :	KVT

SCORE FACTORS

DEMERIT POINTS		
--BANK CHARGES	YES/NO	YES
--LITIGATION	YES/NO	NO
--OTHER ADVERSE INFORMATION	YES/NO	NO
MERIT POINTS		
--SOLE DISTRIBUTORSHIP	YES/NO	NO
--EXPORT ACTIVITIES	YES/NO	NO
--AFFILIATION	YES/NO	YES
--LISTED	YES/NO	NO
--OTHER MERIT FACTORS	YES/NO	YES

RATING EXPLANATIONS

Credit Rating	Explanation	Rating Comments
A++	Minimum Risk	Business dealings permissible with minimum risk of default
A+	Low Risk	Business dealings permissible with low risk of default
A	Acceptable Risk	Business dealings permissible with moderate risk of default
B	Medium Risk	Business dealings permissible on a regular monitoring basis
C	Medium High Risk	Business dealings permissible preferably on secured basis
D	High Risk	Business dealing not recommended or on secured terms only
NB	New Business	No recommendation can be done due to business in infancy stage
NT	No Trace	No recommendation can be done as the business is not traceable

NB is stated where there is insufficient information to facilitate rating. However, it is not to be considered as unfavourable.

This score serves as a reference to assess SC's credit risk and to set the amount of credit to be extended. It is calculated from a composite of weighted scores obtained from each of the major sections of this report. The assessed factors are as follows:

- Financial condition covering various ratios
- Company background and operations size
- Promoters / Management background
- Payment record
- Litigation against the subject
- Industry scenario / competitor analysis
- Supplier / Customer / Banker review (wherever available)

DISCLAIMER : This Report is **PRIVATE & CONFIDENTIAL** and it is prepared at the request of and for its use by the Subscriber only. The Subscriber shall use the contents of the Report merely as an aid to its business. Mira Inform Private Limited ("MIPL") has collated information/data in the Report, which have not been verified unless otherwise specifically mentioned in the Report. The Subscriber shall independently verify the accuracy and correctness of the information/data before in any way acting upon the same. MIPL shall not be liable for any harm, injury, loss or damage caused to the Subscriber due to default by the Subscriber's debtors/beneficiaries in fulfilling their obligations of any nature whatsoever. This Report or any of its portion shall not be used as a documentary evidence or otherwise before any investigative agencies or forum of law. This Report is confidential and proprietary to MIPL. The Subscriber and/or any other person(s) may not reproduce, publish or disclose any of the contents of the Report to others without the express authorization of MIPL. This Report is prepared and issued to the Subscriber without any risk, responsibility or liability on the part of MIPL or its officials.