

**MIRA INFORM REPORT**

<b>Report No. :</b>	524821
<b>Report Date :</b>	11.08.2018

**IDENTIFICATION DETAILS**

<b>Name :</b>	PLASTECH INTERNATIONAL PRIVATE LIMITED
<b>Registered Office :</b>	212/3, Ashirwad Industrial Estate, Ram Mandir Road, Goregaon (West), Mumbai – 400104, Maharashtra
<b>Tel. No.:</b>	91-22-26763899 / 96
<b>Country :</b>	India
<b>Financials (as on) :</b>	31.03.2017
<b>Date of Incorporation :</b>	01.05.1998
<b>CIN No.:</b> [Company Identification No.]	U25209MH1998PTC114741
<b>Capital Investment / Paid-up Capital :</b>	INR 2.011 Million
<b>PAN No.:</b> [Permanent Account No.]	AABCP4488R
<b>GSTN :</b> [Goods & Service Tax Registration No.]	27AABCP4488R1ZJ
<b>Legal Form :</b>	Private Limited Liability Company.
<b>Line of Business :</b>	Manufacturing of Toys and Other Plastic Articles. [Registered Activity]
<b>No. of Employees :</b>	Information declined by the management

**RATING & COMMENTS**

(Mira Inform has adopted New Rating mechanism w.e.f. 23<sup>rd</sup> January 2017)

<b>MIRA's Rating :</b>	A
------------------------	---

<b>Credit Rating</b>	<b>Explanation</b>	<b>Rating Comments</b>
A	Acceptable Risk	Business dealings permissible with moderate risk of default

**DISCLAIMER :** This Report is **PRIVATE & CONFIDENTIAL** and it is prepared at the request of and for its use by the Subscriber only. The Subscriber shall use the contents of the Report merely as an aid to its business. Mira Inform Private Limited ("MIPL") has collated information/data in the Report, which have not been verified unless otherwise specifically mentioned in the Report. The Subscriber shall independently verify the accuracy and correctness of the information/data before in any way acting upon the same. MIPL shall not be liable for any harm, injury, loss or damage caused to the Subscriber due to default by the Subscriber's debtors/beneficiaries in fulfilling their obligations of any nature whatsoever. This Report or any of its portion shall not be used as a documentary evidence or otherwise before any investigative agencies or forum of law. This Report is confidential and proprietary to MIPL. The Subscriber and/or any other person(s) may not reproduce, publish or disclose any of the contents of the Report to others without the express authorization of MIPL. This Report is prepared and issued to the Subscriber without any risk, responsibility or liability on the part of MIPL or its officials.

<b>Maximum Credit Limit :</b>	USD 18900
<b>Status :</b>	Satisfactory
<b>Payment Behaviour :</b>	Slow but correct
<b>Litigation :</b>	Clear
<b>Comments :</b>	<p>Subject was incorporated in the year 1998. It is a manufacturer and supplier of toys, games, etc.</p> <p>As per the financial records of 2017, the company has achieved a decent growth of 41% in its revenue as compared to the previous year and has reported a low net profit margin of 0.80%.</p> <p>The company possesses satisfactory financial position marked by sufficient net worth base along with average debt balance sheet profile.</p> <p>Business is active. Payment seems to be slow but correct.</p> <p>In view of aforesaid, the company can be considered for business dealings at usual trade terms and conditions.</p>

**NOTES :**

Any query related to this report can be made on e-mail : [infodept@mirainform.com](mailto:infodept@mirainform.com) while quoting report number, name and date.

**ECGC Country Risk Classification List**

Country Name	Previous Rating (31.12.2017)	Current Rating (01.04.2018)
India	A1	A1

Risk Category	ECGC Classification
Insignificant	A1
Low Risk	A2
Moderately Low Risk	B1
Moderate Risk	B2
Moderately High Risk	C1
High Risk	C2
Very High Risk	D

**EXTERNAL AGENCY RATING**

<b>Rating Agency Name</b>	Not Available
<b>Rating</b>	Not Available
<b>Rating Explanation</b>	Not Available
<b>Date</b>	Not Available

**RBI DEFAULTERS' LIST STATUS**

Subject's name is not enlisted as a defaulter in the publicly available RBI Defaulters' list.

**EPF (Employee Provident Fund) DEFAULTERS' LIST STATUS**

Subject's name is not enlisted as a defaulter in the publicly available EPF (Employee Provident Fund) Defaulters' list as of 31-03-2018.

**BIFR (Board for Industrial & Financial Reconstruction) LISTING STATUS**

Subject's name is not listed as a Sick Unit in the publicly available BIFR (Board for Industrial & Financial Reconstruction) list as of 11.08.2018.

**IBBI (Insolvency and Bankruptcy Board of India) LISTING STATUS**

Subject's name is not listed in the publicly available IBBI (Insolvency and Bankruptcy Board of India) list as of report date.

**INFORMATION DENIED**

**Management Non-Cooperative (Tel. No.: 91-22-26763899 / 96)**

**Tel. No.: 91-9321280013 [Switch off]**

**LOCATIONS**

<b>Registered Office :</b>	212/3, Ashirwad Industrial Estate, Ram Mandir Road, Goregaon (West), Mumbai – 400104, Maharashtra, India
<b>Tel. No.:</b>	91-22-26763899 / 96
<b>Fax No.:</b>	Not Available
<b>E-Mail :</b>	<a href="mailto:bhaves@buddyz.in">bhaves@buddyz.in</a> <a href="mailto:info@buddyz.in">info@buddyz.in</a>
<b>Website :</b>	<a href="http://www.buddyz.in">http://www.buddyz.in</a>

**DIRECTORS**

**As on 31.03.2018**

<b>Name :</b>	Mr. Bhavesh Hari Krishna Sheth		
<b>Designation :</b>	Director		
<b>Address :</b>	A/802, Highland Park, Lokhandwala Complex, New Link Road, Andheri (East), Mumbai – 400053, Maharashtra, India		
<b>Date of Appointment :</b>	01.05.1998		
<b>DIN No.:</b>	02018828		
<b>Other Directorship:</b>			
<b>CIN/FCRN</b>	<b>Company Name</b>	<b>Begin Date</b>	<b>End Date</b>
U74900MH2016PTC273132	BUDDYZ INFOTAINMENT PRIVATE LIMITED	15/02/2016	-
<b>Name :</b>	Mr. Dhiren Hari Krishna Sheth		
<b>Designation :</b>	Director		
<b>Address :</b>	A-134 Kalpatru Residency, Kamani Marg, Opposite Cine Planet, Sion (West), Mumbai – 400022, Maharashtra, India		
<b>Date of Appointment :</b>	01.05.1998		
<b>DIN No.:</b>	02018859		

**DISCLAIMER :** This Report is **PRIVATE & CONFIDENTIAL** and it is prepared at the request of and for its use by the Subscriber only. The Subscriber shall use the contents of the Report merely as an aid to its business. Mira Inform Private Limited ("MIPL") has collated information/data in the Report, which have not been verified unless otherwise specifically mentioned in the Report. The Subscriber shall independently verify the accuracy and correctness of the information/data before in any way acting upon the same. MIPL shall not be liable for any harm, injury, loss or damage caused to the Subscriber due to default by the Subscriber's debtors/beneficiaries in fulfilling their obligations of any nature whatsoever. This Report or any of its portion shall not be used as a documentary evidence or otherwise before any investigative agencies or forum of law. This Report is confidential and proprietary to MIPL. The Subscriber and/or any other person(s) may not reproduce, publish or disclose any of the contents of the Report to others without the express authorization of MIPL. This Report is prepared and issued to the Subscriber without any risk, responsibility or liability on the part of MIPL or its officials.

**MAJOR SHAREHOLDERS / SHAREHOLDING PATTERN**

**As on 30.09.2016**

<b>Names of Shareholders</b>	<b>No. of Shares</b>
Bhavesh H. Sheth	100200
Swati B. Sheth	200
Bhavesh H. Sheth Huf	100
Dhiren H. Sheth	102000
Krupa D. Sheth	200
Dr. Harikishan C. Sheth	100
Smt. Rasila H. Sheth	100

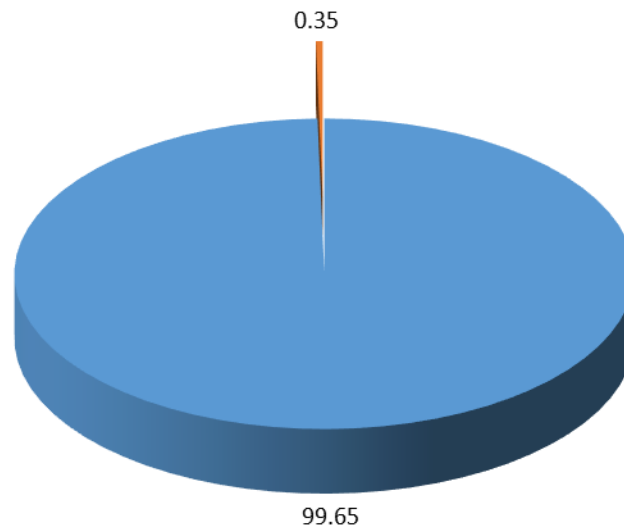
**Equity Share Break up (Percentage of Total Equity)**

**As on 30.09.2017**

<b>Category</b>	<b>Percentage</b>
Promoter – (Individual/ Hindu Undivided Family – Indian)	99.65
Public/Other than promoters – (Individual/ Hindu Undivided Family – Indian)	0.35
<b>Total</b>	<b>100.00</b>

### Share holding pattern

- Promoter – (Individual/ Hindu Undivided Family – Indian)
- Public/Other than promoters – (Individual/ Hindu Undivided Family – Indian)



### BUSINESS DETAILS

<b>Line of Business :</b>	Manufacturing of Toys and Other Plastic Articles. [Registered Activity]	
<b>Products :</b>	<b>Item Code No.</b>	<b>Product Description</b>
	99885200	Toys and Other Plastic Articals
<b>Brand Names :</b>	"BUDDYZ"	
<b>Agencies Held :</b>	Not Divulged	
<b>Exports :</b>	Not Divulged	
<b>Imports :</b>	Not Divulged	
<b>Terms :</b>	Not Divulged	

### PRODUCTION STATUS NOT AVAILABLE

**DISCLAIMER :** This Report is **PRIVATE & CONFIDENTIAL** and it is prepared at the request of and for its use by the Subscriber only. The Subscriber shall use the contents of the Report merely as an aid to its business. Mira Inform Private Limited ("MIPL") has collated information/data in the Report, which have not been verified unless otherwise specifically mentioned in the Report. The Subscriber shall independently verify the accuracy and correctness of the information/data before in any way acting upon the same. MIPL shall not be liable for any harm, injury, loss or damage caused to the Subscriber due to default by the Subscriber's debtors/beneficiaries in fulfilling their obligations of any nature whatsoever. This Report or any of its portion shall not be used as a documentary evidence or otherwise before any investigative agencies or forum of law. This Report is confidential and proprietary to MIPL. The Subscriber and/or any other person(s) may not reproduce, publish or disclose any of the contents of the Report to others without the express authorization of MIPL. This Report is prepared and issued to the Subscriber without any risk, responsibility or liability on the part of MIPL or its officials.

**GENERAL INFORMATION**

<b>Suppliers :</b>	<b>Reference :</b>	Not Divulged	
	<b>Name of the Person :</b>	--	
	<b>Contact No.:</b>	--	
	<b>Since How Long Known :</b>	--	
	<b>Maximum Limit Dealt :</b>	--	
	<b>Experience :</b>	--	
	<b>Remark:</b>	--	
<b>Customers :</b>	<b>Reference :</b>	Not Divulged	
	<b>Name of the Person :</b>	--	
	<b>Contact No.:</b>	--	
	<b>Since How Long Known :</b>	--	
	<b>Maximum Limit Dealt :</b>	--	
	<b>Experience :</b>	--	
	<b>Remark:</b>	--	
<b>No. of Employees :</b>	Information declined by the management		
<b>Bankers :</b>	<b>Bank Name</b>	State Bank Of India	
	<b>Branch</b>	SMECCC , 101, 1st Floor, Landmark Building, Near Petrol Pump, S. V. Road, Borivali (West), Mumbai - 400092, Maharashtra, India	
	<b>Person Name (With Designation)</b>	--	
	<b>Contact Number</b>	--	
	<b>Name of Account Holder</b>	--	
	<b>Account Number</b>	--	
	<b>Account Since (Date/Year of Account Opening)</b>	--	
	<b>Average Balance Maintained (If Possible)</b>	--	
	<b>Credit Facilities Enjoyed (If any)</b>	--	
	<b>Account Operation</b>	--	
	<b>Remarks (If any)</b>	--	
<b>Facilities :</b>	<b>Secured Loan</b>	<b>31.03.2017 (INR in Million)</b>	<b>31.03.2016 (INR in Million)</b>
	<b>Long-term Borrowings</b>		
	Credit facilities with SBI	5.440	5.518
	Motor Car	2.156	0.000
	<b>Total</b>	<b>7.596</b>	<b>5.518</b>

<b>Auditors :</b>	
<b>Name :</b>	Paresh D Shah and Company Chartered Accountants
<b>Address :</b>	56 K. J. Trust Building, Khadak Street Masjid, Mumbai – 400009, Maharashtra, India
<b>Tel. No.:</b>	91-11-23478234 / 23456330
<b>Mobile No.:</b>	91-9820084736
<b>E-Mail :</b>	<a href="mailto:shahcons@rocketmail.com">shahcons@rocketmail.com</a>
<b>PAN N Income-tax PAN of auditor or auditor's firm :</b>	AJUPS5526Q
<b>Memberships :</b>	Not Available
<b>Collaborators :</b>	Not Available
<b>Group Entities :</b>	<ul style="list-style-type: none"> <li>• Tera Cosmetics Private Limited</li> <li>• Inja Wellness LLP</li> </ul>

**CAPITAL STRUCTURE**

As on 31.03.2017

**Authorised Capital :**

No. of Shares	Type	Value	Amount
500000	Equity Shares	INR 10/- each	INR 5.000 Million

**Issued, Subscribed & Paid-up Capital :**

No. of Shares	Type	Value	Amount
201100	Equity Shares	INR 10/- each	INR 2.011 Million

**FINANCIAL DATA**  
*[all figures are in INR Million]*

**ABRIDGED BALANCE SHEET**

SOURCES OF FUNDS	31.03.2017	31.03.2016	31.03.2015
<b>I. EQUITY AND LIABILITIES</b>			
(1) Shareholders' Funds			
(a) Share Capital	2.011	2.011	2.011
(b) Reserves & Surplus	4.624	4.224	3.604
(c) Money received against share warrants	0.000	0.000	0.000
(2) Share Application money pending allotment	0.000	0.000	0.000
<b>Total Shareholders' Funds (1) + (2)</b>	<b>6.635</b>	<b>6.235</b>	<b>5.615</b>
(3) Non-Current Liabilities			
(a) long-term borrowings	7.596	5.518	4.364
(b) Deferred tax liabilities (Net)	0.000	0.000	0.000
(c) Other long term liabilities	0.000	0.000	0.000
(d) long-term provisions	0.000	0.000	0.000
<b>Total Non-current Liabilities (3)</b>	<b>7.596</b>	<b>5.518</b>	<b>4.364</b>
(4) Current Liabilities			
(a) Short term borrowings	1.212	1.901	1.810
(b) Trade payables	8.036	6.041	8.640
(c) Other current liabilities	0.000	0.000	0.000
(d) Short-term provisions	0.331	0.315	0.210
<b>Total Current Liabilities (4)</b>	<b>9.579</b>	<b>8.257</b>	<b>10.660</b>
<b>TOTAL</b>	<b>23.810</b>	<b>20.010</b>	<b>20.639</b>
<b>II. ASSETS</b>			
(1) Non-current assets			
(a) Fixed Assets			
(i) Tangible assets	5.973	3.096	3.088
(ii) Intangible Assets	0.000	0.000	0.000
(iii) Capital work-in-progress	0.000	0.000	0.000
(iv) Intangible assets under development	0.000	0.000	0.000
(b) Non-current Investments	0.000	0.000	0.000
(c) Deferred tax assets (net)	0.000	0.000	0.000
(d) Long-term Loan and Advances	0.000	0.000	0.000

**DISCLAIMER** : This Report is **PRIVATE & CONFIDENTIAL** and it is prepared at the request of and for its use by the Subscriber only. The Subscriber shall use the contents of the Report merely as an aid to its business. Mira Inform Private Limited ("MIPL") has collated information/data in the Report, which have not been verified unless otherwise specifically mentioned in the Report. The Subscriber shall independently verify the accuracy and correctness of the information/data before in any way acting upon the same. MIPL shall not be liable for any harm, injury, loss or damage caused to the Subscriber due to default by the Subscriber's debtors/beneficiaries in fulfilling their obligations of any nature whatsoever. This Report or any of its portion shall not be used as a documentary evidence or otherwise before any investigative agencies or forum of law. This Report is confidential and proprietary to MIPL. The Subscriber and/or any other person(s) may not reproduce, publish or disclose any of the contents of the Report to others without the express authorization of MIPL. This Report is prepared and issued to the Subscriber without any risk, responsibility or liability on the part of MIPL or its officials.

**PLASTECH INTERNATIONAL PRIVATE LIMITED - 524821**

**PAGE NO. : 10**

(e) Other Non-current assets	0.000	0.000	0.000
<b>Total Non-Current Assets</b>	<b>5.973</b>	<b>3.096</b>	<b>3.088</b>
(2) Current assets			
(a) Current investments	0.000	0.000	0.000
(b) Inventories	4.649	5.812	6.820
(c) Trade receivables	9.887	8.279	7.480
(d) Cash and cash equivalents	0.966	1.100	1.786
(e) Short-term loans and advances	1.875	1.106	0.630
(f) Other current assets	0.460	0.617	0.835
<b>Total Current Assets</b>	<b>17.837</b>	<b>16.914</b>	<b>17.551</b>
<b>TOTAL</b>	<b>23.810</b>	<b>20.010</b>	<b>20.639</b>

**PROFIT & LOSS ACCOUNT**

	<b>PARTICULARS</b>	<b>31.03.2017</b>	<b>31.03.2016</b>	<b>31.03.2015</b>
	<b>SALES</b>			
	Income	50.264	35.649	36.564
	Other Income	0.075	0.000	0.060
	<b>TOTAL</b>	<b>50.339</b>	<b>35.649</b>	<b>36.624</b>
<b>Less</b>	<b>EXPENSES</b>			
	Purchases	28.579	15.663	22.223
	Changes in inventories of finished goods, work-in-progress and Stock-in-Trade	1.163	1.008	-0.722
	Employees benefits expense	7.556	6.522	5.936
	Other expenses	10.146	9.103	7.107
	<b>TOTAL</b>	<b>47.444</b>	<b>32.296</b>	<b>34.544</b>
	<b>PROFIT/ (LOSS) BEFORE INTEREST, TAX, DEPRECIATION AND AMORTISATION</b>	<b>2.895</b>	<b>3.353</b>	<b>2.080</b>
<b>Less</b>	<b>FINANCIAL EXPENSES</b>	1.703	2.021	0.922
	<b>PROFIT / (LOSS) BEFORE TAX, DEPRECIATION AND AMORTISATION</b>	<b>1.192</b>	<b>1.332</b>	<b>1.158</b>
<b>Less</b>	<b>DEPRECIATION/ AMORTISATION</b>	0.496	0.335	0.485
	<b>PROFIT/ (LOSS) BEFORE TAX</b>	<b>0.696</b>	<b>0.997</b>	<b>0.673</b>
<b>Less</b>	<b>TAX</b>	0.296	0.376	0.211

**DISCLAIMER** : This Report is **PRIVATE & CONFIDENTIAL** and it is prepared at the request of and for its use by the Subscriber only. The Subscriber shall use the contents of the Report merely as an aid to its business. Mira Inform Private Limited ("MIPL") has collated information/data in the Report, which have not been verified unless otherwise specifically mentioned in the Report. The Subscriber shall independently verify the accuracy and correctness of the information/data before in any way acting upon the same. MIPL shall not be liable for any harm, injury, loss or damage caused to the Subscriber due to default by the Subscriber's debtors/beneficiaries in fulfilling their obligations of any nature whatsoever. This Report or any of its portion shall not be used as a documentary evidence or otherwise before any investigative agencies or forum of law. This Report is confidential and proprietary to MIPL. The Subscriber and/or any other person(s) may not reproduce, publish or disclose any of the contents of the Report to others without the express authorization of MIPL. This Report is prepared and issued to the Subscriber without any risk, responsibility or liability on the part of MIPL or its officials.

**PLASTECH INTERNATIONAL PRIVATE LIMITED - 524821**

**PAGE NO. : 11**

	<b>PROFIT/ (LOSS) AFTER TAX</b>	<b>0.400</b>	<b>0.621</b>	<b>0.462</b>
	<b>Earnings / (Loss) Per Share (INR)</b>	<b>1.99</b>	<b>3.08</b>	<b>2.30</b>

**CURRENT MATURITIES OF LONG TERM DEBT DETAILS**

Particulars	31.03.2017	31.03.2016	31.03.2015
Current Maturities of Long term debt	NA	NA	NA
Cash generated from operations	NA	NA	NA
Net cash flow from operating activity	NA	NA	NA

**KEY RATIOS**

**EFFICIENCY RATIOS**

PARTICULARS	31.03.2017	31.03.2016	31.03.2015
Average Collection Days (Sundry Debtors / Income * 365 Days)	71.80	84.77	74.67
Account Receivables Turnover (Income / Sundry Debtors)	5.08	4.31	4.89
Average Payment Days (Sundry Creditors / Purchases * 365 Days)	102.63	140.78	141.91
Inventory Turnover (Operating Income / Inventories)	0.62	0.58	0.30
Asset Turnover (Operating Income / Net Fixed Assets)	0.48	1.08	0.67

**LEVERAGE RATIOS**

PARTICULARS	31.03.2017	31.03.2016	31.03.2015
Debt Ratio ((Borrowing + Current Liabilities) / Total Assets)	0.72	0.69	0.73
Debt Equity Ratio (Total Liability / Networth)	1.33	1.19	1.10

**DISCLAIMER** : This Report is **PRIVATE & CONFIDENTIAL** and it is prepared at the request of and for its use by the Subscriber only. The Subscriber shall use the contents of the Report merely as an aid to its business. Mira Inform Private Limited ("MIPL") has collated information/data in the Report, which have not been verified unless otherwise specifically mentioned in the Report. The Subscriber shall independently verify the accuracy and correctness of the information/data before in any way acting upon the same. MIPL shall not be liable for any harm, injury, loss or damage caused to the Subscriber due to default by the Subscriber's debtors/beneficiaries in fulfilling their obligations of any nature whatsoever. This Report or any of its portion shall not be used as a documentary evidence or otherwise before any investigative agencies or forum of law. This Report is confidential and proprietary to MIPL. The Subscriber and/or any other person(s) may not reproduce, publish or disclose any of the contents of the Report to others without the express authorization of MIPL. This Report is prepared and issued to the Subscriber without any risk, responsibility or liability on the part of MIPL or its officials.

**PLASTECH INTERNATIONAL PRIVATE LIMITED - 524821**

**PAGE NO. : 12**

Current Liabilities to Networth (Current Liabilities / Net Worth)	1.44	1.32	1.90
Fixed Assets to Networth (Net Fixed Assets / Networth)	0.90	0.50	0.55
Interest Coverage Ratio (PBIT / Financial Charges)	1.70	1.66	2.26

**PROFITABILITY RATIOS**

PARTICULARS		31.03.2017	31.03.2016	31.03.2015
Net Profit Margin ((PAT / Sales) * 100)	%	0.80	1.74	1.26
Return on Total Assets ((PAT / Total Assets) * 100)	%	1.68	3.10	2.24
Return on Investment (ROI) ((PAT / Networth) * 100)	%	6.03	9.96	8.23

**SOLVENCY RATIOS**

PARTICULARS		31.03.2017	31.03.2016	31.03.2015
Current Ratio (Current Assets / Current Liabilities)		1.86	2.05	1.65
Quick Ratio ((Current Assets – Inventories) / Current Liabilities)		1.38	1.34	1.01
G-Score Ratio Financial (Networth / Total Assets)		0.28	0.31	0.27
G-Score Ratio Debt (Debts / Equity Capital)		4.38	3.69	3.07
G-Score Ratio Liquidity (Total Current Assets / Total Current Liabilities)		1.86	2.05	1.65

Total Liability = Short-term Debt + Long-term Debt + Current Maturities of Long-term debts

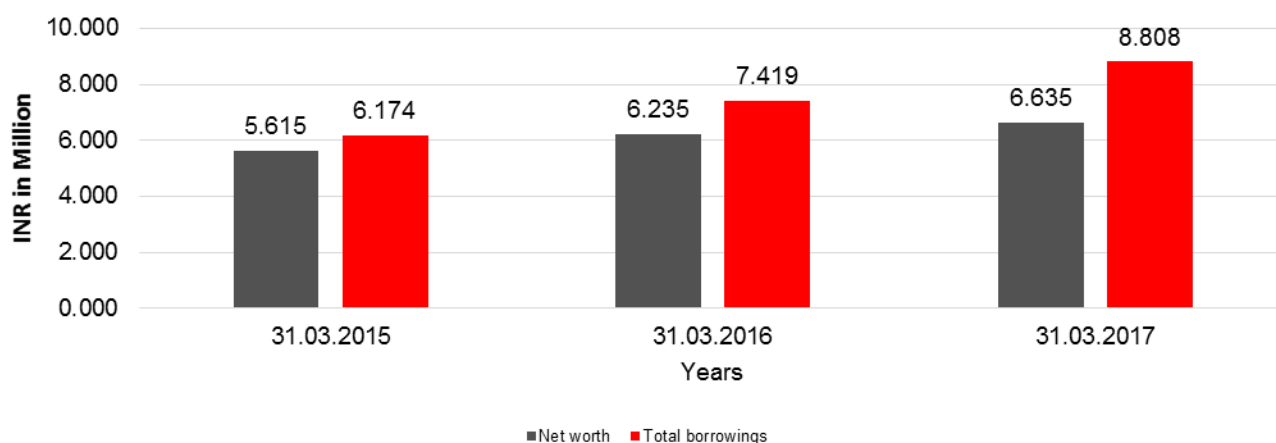
**DISCLAIMER** : This Report is **PRIVATE & CONFIDENTIAL** and it is prepared at the request of and for its use by the Subscriber only. The Subscriber shall use the contents of the Report merely as an aid to its business. Mira Inform Private Limited ("MIPL") has collated information/data in the Report, which have not been verified unless otherwise specifically mentioned in the Report. The Subscriber shall independently verify the accuracy and correctness of the information/data before in any way acting upon the same. MIPL shall not be liable for any harm, injury, loss or damage caused to the Subscriber due to default by the Subscriber's debtors/beneficiaries in fulfilling their obligations of any nature whatsoever. This Report or any of its portion shall not be used as a documentary evidence or otherwise before any investigative agencies or forum of law. This Report is confidential and proprietary to MIPL. The Subscriber and/or any other person(s) may not reproduce, publish or disclose any of the contents of the Report to others without the express authorization of MIPL. This Report is prepared and issued to the Subscriber without any risk, responsibility or liability on the part of MIPL or its officials.

**FINANCIAL ANALYSIS**  
*[all figures are INR Million]*

**DEBT EQUITY RATIO**

Particular	31.03.2015	31.03.2016	31.03.2017
	INR In Million	INR In Million	INR In Million
Share Capital	2.011	2.011	2.011
Reserves & Surplus	3.604	4.224	4.624
Share Application money pending allotment	0.000	0.000	0.000
<b>Net worth</b>	<b>5.615</b>	<b>6.235</b>	<b>6.635</b>
long-term borrowings	4.364	5.518	7.596
Short term borrowings	1.810	1.901	1.212
<b>Total borrowings</b>	<b>6.174</b>	<b>7.419</b>	<b>8.808</b>
<b>Debt/Equity ratio</b>	<b>1.100</b>	<b>1.190</b>	<b>1.328</b>

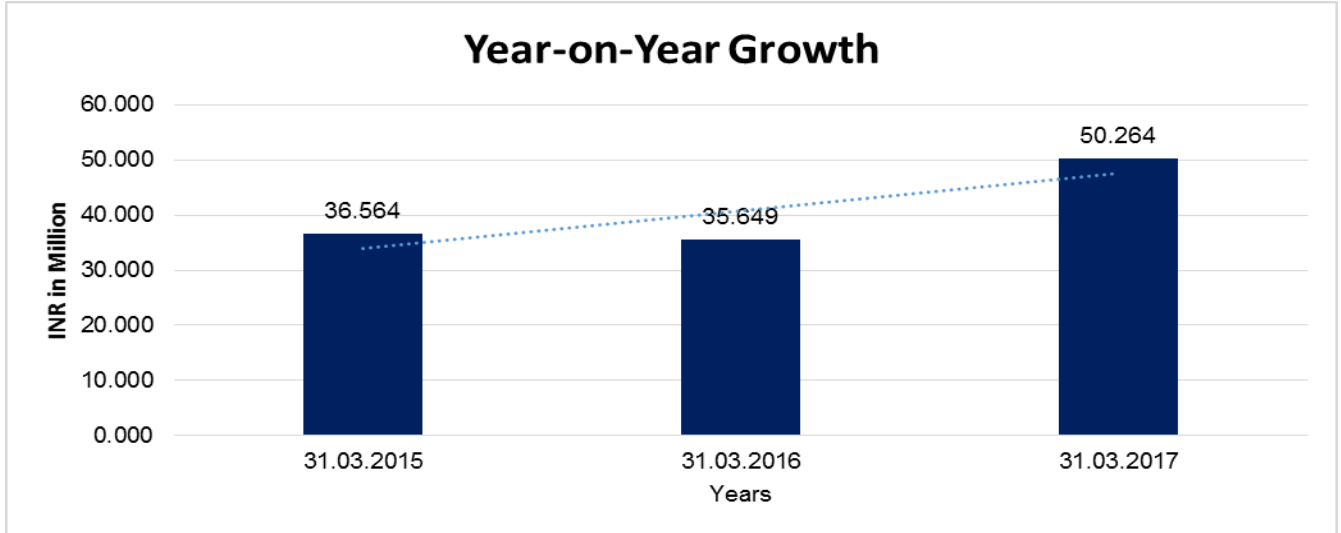
**Debt to Equity**



**YEAR-ON-YEAR GROWTH**

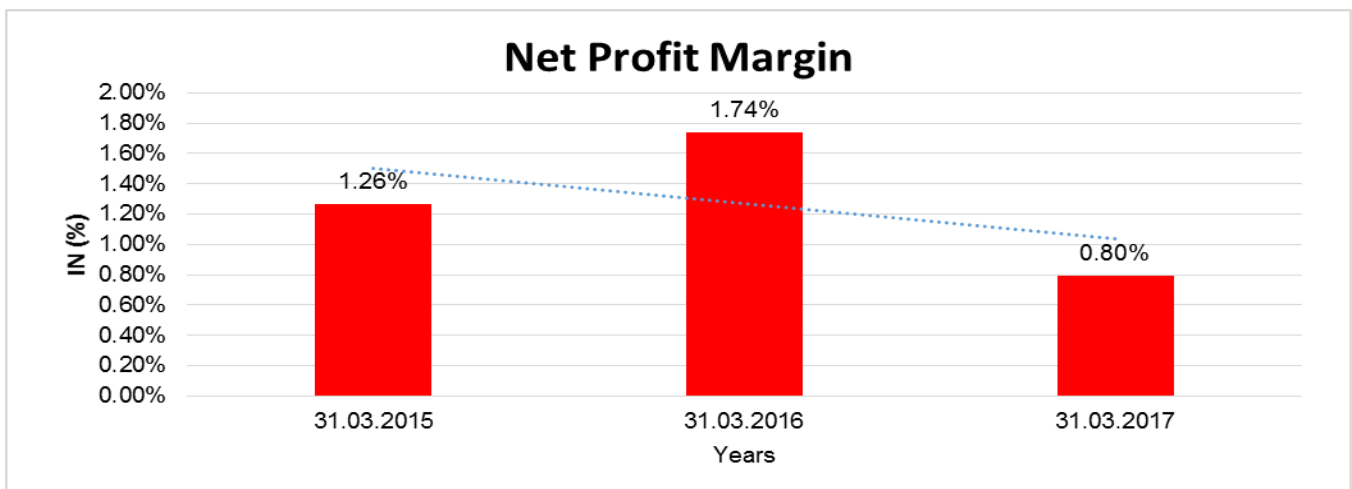
Year on Year Growth	31.03.2015	31.03.2016	31.03.2017
	INR In Million	INR In Million	INR In Million
Sales	36.564	35.649	50.264
		<b>(2.502)</b>	<b>40.997</b>

**DISCLAIMER** : This Report is **PRIVATE & CONFIDENTIAL** and it is prepared at the request of and for its use by the Subscriber only. The Subscriber shall use the contents of the Report merely as an aid to its business. Mira Inform Private Limited ("MIPL") has collated information/data in the Report, which have not been verified unless otherwise specifically mentioned in the Report. The Subscriber shall independently verify the accuracy and correctness of the information/data before in any way acting upon the same. MIPL shall not be liable for any harm, injury, loss or damage caused to the Subscriber due to default by the Subscriber's debtors/beneficiaries in fulfilling their obligations of any nature whatsoever. This Report or any of its portion shall not be used as a documentary evidence or otherwise before any investigative agencies or forum of law. This Report is confidential and proprietary to MIPL. The Subscriber and/or any other person(s) may not reproduce, publish or disclose any of the contents of the Report to others without the express authorization of MIPL. This Report is prepared and issued to the Subscriber without any risk, responsibility or liability on the part of MIPL or its officials.



**NET PROFIT MARGIN**

Net Profit Margin	31.03.2015	31.03.2016	31.03.2017
	INR In Million	INR In Million	INR In Million
Sales	36.564	35.649	50.264
Profit	0.462	0.621	0.400
	<b>1.26%</b>	<b>1.74%</b>	<b>0.80%</b>



**DISCLAIMER** : This Report is **PRIVATE & CONFIDENTIAL** and it is prepared at the request of and for its use by the Subscriber only. The Subscriber shall use the contents of the Report merely as an aid to its business. Mira Inform Private Limited ("MIPL") has collated information/data in the Report, which have not been verified unless otherwise specifically mentioned in the Report. The Subscriber shall independently verify the accuracy and correctness of the information/data before in any way acting upon the same. MIPL shall not be liable for any harm, injury, loss or damage caused to the Subscriber due to default by the Subscriber's debtors/beneficiaries in fulfilling their obligations of any nature whatsoever. This Report or any of its portion shall not be used as a documentary evidence or otherwise before any investigative agencies or forum of law. This Report is confidential and proprietary to MIPL. The Subscriber and/or any other person(s) may not reproduce, publish or disclose any of the contents of the Report to others without the express authorization of MIPL. This Report is prepared and issued to the Subscriber without any risk, responsibility or liability on the part of MIPL or its officials.

**LOCAL AGENCY FURTHER INFORMATION**

Sr. No.	Check list by info agents	Available in Report (Yes/No)
1	Year of establishment	Yes
2	Constitution of the entity -Incorporation details	Yes
3	Locality of the entity	Yes
4	Premises details	No
5	Buyer visit details	--
6	Contact numbers	Yes
7	Name of the person contacted	Yes
8	Designation of contact person	Yes
9	Promoter's background	Yes
10	Date of Birth of Proprietor / Partners / Directors	Yes
11	Pan Card No. of Proprietor / Partners	No
12	Voter Id Card No. of Proprietor / Partners	No
13	Type of business	Yes
14	Line of Business	Yes
15	Export/import details (if applicable)	No
16	No. of employees	No
17	Details of sister concerns	Yes
18	Major suppliers	No
19	Major customers	No
20	Banking Details	Yes
21	Banking facility details	Yes
22	Conduct of the banking account	--
23	Financials, if provided	Yes
24	Capital in the business	Yes
25	Last accounts filed at ROC, if applicable	Yes
26	Turnover of firm for last three years	Yes
27	Reasons for variation <> 20%	--
28	Estimation for coming financial year	No
29	Profitability for last three years	Yes
30	Major shareholders, if available	Yes
31	External Agency Rating, if available	No
32	Litigations that the firm/promoter involved in	--
33	Market information	--
34	Payments terms	No
35	Negative Reporting by Auditors in the Annual Report	No

**UNSECURED LOAN**

Unsecured Loan	31.03.2017 (INR in Million)	31.03.2016 (INR in Million)
<b>Short-term borrowings</b>		
Loan from Directors	0.747	1.436
Loan from Corporate – Associate Concern	0.465	0.465
<b>Total</b>	<b>1.212</b>	<b>1.901</b>

**OPERATION PERFORMANCE**

The Company as earned total Revenue of INR 50.339 Million (P. Y. INR 35.649 Million) during the year. Net Profit after the provision of depreciation and tax, during the year is INR 0.400 (P.Y. INR 0.621 Million)

**INDEX OF CHARGES:**

Charges Registered								
SN o	SRN	Charge Id	Charge Holder Name	Date of Creation	Date of Modification	Date of Satisfaction	Amount	Address
1	B73244 402	10283 025	STATE BANK OF INDIA	26/03/2011	12/03/2013	-	6297000.0	SMECCC , 101, 1ST FLOOR, LANDMARK BUILDING, NEAR PETROL PUMP, S. V. ROAD, BORIVALI(WEST), MUMBAIMH400092IN
2	Y10245 005	90145 235	STATE BANK OF INDIA	16/06/2004	-	-	1500000.0	GOREGAON WEST BRANCH MUMBAIMH400062IN

**FIXED ASSETS**

- Computer
- Air Conditioner
- Machinery
- Motor Car
- Furniture

**DISCLAIMER** : This Report is **PRIVATE & CONFIDENTIAL** and it is prepared at the request of and for its use by the Subscriber only. The Subscriber shall use the contents of the Report merely as an aid to its business. Mira Inform Private Limited ("MIPL") has collated information/data in the Report, which have not been verified unless otherwise specifically mentioned in the Report. The Subscriber shall independently verify the accuracy and correctness of the information/data before in any way acting upon the same. MIPL shall not be liable for any harm, injury, loss or damage caused to the Subscriber due to default by the Subscriber's debtors/beneficiaries in fulfilling their obligations of any nature whatsoever. This Report or any of its portion shall not be used as a documentary evidence or otherwise before any investigative agencies or forum of law. This Report is confidential and proprietary to MIPL. The Subscriber and/or any other person(s) may not reproduce, publish or disclose any of the contents of the Report to others without the express authorization of MIPL. This Report is prepared and issued to the Subscriber without any risk, responsibility or liability on the part of MIPL or its officials.

**CMT REPORT (Corruption, Money Laundering & Terrorism]**

The Public Notice information has been collected from various sources including but not limited to: **The Courts, India Prisons Service, Interpol, etc.**

**1] INFORMATION ON DESIGNATED PARTY**

No records exist designating subject or any of its beneficial owners, controlling shareholders or senior officers as terrorist or terrorist organization or whom notice had been received that all financial transactions involving their assets have been blocked or convicted, found guilty or against whom a judgement or order had been entered in a proceedings for violating money-laundering, anti-corruption or bribery or international economic or anti-terrorism sanction laws or whose assets were seized, blocked, frozen or ordered forfeited for violation of money laundering or international anti-terrorism laws.

**2] Court Declaration :**

No records exist to suggest that subject is or was the subject of any formal or informal allegations, prosecutions or other official proceeding for making any prohibited payments or other improper payments to government officials for engaging in prohibited transactions or with designated parties.

**3] Asset Declaration :**

No records exist to suggest that the property or assets of the subject are derived from criminal conduct or a prohibited transaction.

**4] Record on Financial Crime :**

Charges or conviction registered against subject: **None**

**5] Records on Violation of Anti-Corruption Laws :**

Charges or investigation registered against subject: **None**

**6] Records on Int'l Anti-Money Laundering Laws/Standards :**

Charges or investigation registered against subject: **None**

**7] Criminal Records**

No available information exist that suggest that subject or any of its principals have been formally charged or convicted by a competent governmental authority for any financial crime or under any formal investigation by a competent government authority for any violation of anti-corruption laws or international anti-money laundering laws or standard.

**8] Affiliation with Government :**

No record exists to suggest that any director or indirect owners, controlling shareholders, director, officer or employee of the company is a government official or a family member or close business associate of a Government official.

**9] Compensation Package :**

Our market survey revealed that the amount of compensation sought by the subject is fair and reasonable and comparable to compensation paid to others for similar services.

**10] Press Report :**

No press reports / filings exists on the subject.

**CORPORATE GOVERNANCE**

MIRA INFORM as part of its Due Diligence do provide comments on Corporate Governance to identify management and governance. These factors often have been predictive and in some cases have created vulnerabilities to credit deterioration.

Our Governance Assessment focuses principally on the interactions between a company's management, its Board of Directors, Shareholders and other financial stakeholders.

**CONTRAVENTION**

Subject is not known to have contravened any existing local laws, regulations or policies that prohibit, restrict or otherwise affect the terms and conditions that could be included in the agreement with the subject.

**FOREIGN EXCHANGE RATES**

Currency	Unit	INR
US Dollar	1	INR 69.10
UK Pound	1	INR 88.23
Euro	1	INR 78.92

**INFORMATION DETAILS**

Information Gathered by :	SHA
Analysis Done by :	NYT
Report Prepared by :	JYO

**SCORE FACTORS**

DEMERIT POINTS		
--BANK CHARGES	YES/NO	YES
--LITIGATION	YES/NO	NO
--OTHER ADVERSE INFORMATION	YES/NO	NO
MERIT POINTS		
--SOLE DISTRIBUTORSHIP	YES/NO	NO
--EXPORT ACTIVITIES	YES/NO	NO
--AFFILIATION	YES/NO	YES
--LISTED	YES/NO	NO
--OTHER MERIT FACTORS	YES/NO	YES

**RATING EXPLANATIONS**

Credit Rating	Explanation	Rating Comments
A++	Minimum Risk	Business dealings permissible with minimum risk of default
A+	Low Risk	Business dealings permissible with low risk of default
A	Acceptable Risk	Business dealings permissible with moderate risk of default
B	Medium Risk	Business dealings permissible on a regular monitoring basis
C	Medium High Risk	Business dealings permissible preferably on secured basis
D	High Risk	Business dealing not recommended or on secured terms only
NB	New Business	No recommendation can be done due to business in infancy stage
NT	No Trace	No recommendation can be done as the business is not traceable

NB is stated where there is insufficient information to facilitate rating. However, it is not to be considered as unfavourable.

This score serves as a reference to assess SC's credit risk and to set the amount of credit to be extended. It is calculated from a composite of weighted scores obtained from each of the major sections of this report. The assessed factors are as follows:

- Financial condition covering various ratios
- Company background and operations size
- Promoters / Management background
- Payment record
- Litigation against the subject
- Industry scenario / competitor analysis
- Supplier / Customer / Banker review (wherever available)

**DISCLAIMER** : This Report is **PRIVATE & CONFIDENTIAL** and it is prepared at the request of and for its use by the Subscriber only. The Subscriber shall use the contents of the Report merely as an aid to its business. Mira Inform Private Limited ("MIPL") has collated information/data in the Report, which have not been verified unless otherwise specifically mentioned in the Report. The Subscriber shall independently verify the accuracy and correctness of the information/data before in any way acting upon the same. MIPL shall not be liable for any harm, injury, loss or damage caused to the Subscriber due to default by the Subscriber's debtors/beneficiaries in fulfilling their obligations of any nature whatsoever. This Report or any of its portion shall not be used as a documentary evidence or otherwise before any investigative agencies or forum of law. This Report is confidential and proprietary to MIPL. The Subscriber and/or any other person(s) may not reproduce, publish or disclose any of the contents of the Report to others without the express authorization of MIPL. This Report is prepared and issued to the Subscriber without any risk, responsibility or liability on the part of MIPL or its officials.