

MIRA INFORM REPORT

Report No. :	524943
Report Date :	11.08.2018

IDENTIFICATION DETAILS

Name :	POLYGRAPHICA EQUIPMENT LIMITED
Registered Office :	Office 1, Benton Office Park, Bennett Avenue Benton Hill, WF4 5RA
Country :	United Kingdom
Financials (as on) :	31.03.2017
Date of Incorporation :	14.04.1993
Com. Reg. No.:	02810640
Legal Form :	Private Limited with Share Capital
Line of Business :	<ul style="list-style-type: none"> • Installation of Industrial Machinery and Equipment • Ancillary Printing Operations.
No. of Employees :	Not Available

RATING & COMMENTS

(Mira Inform has adopted New Rating mechanism w.e.f. 23rd January 2017)

MIRA's Rating :	A
-----------------	---

Credit Rating	Explanation	Rating Comments
A	Acceptable Risk	Business dealings permissible with moderate risk of default

Status :	Satisfactory
Payment Behaviour :	No Complaints
Litigation :	Clear

NOTES :

Any query related to this report can be made on e-mail : infodept@mirainform.com while quoting report number, name and date.

DISCLAIMER : This Report is **PRIVATE & CONFIDENTIAL** and it is prepared at the request of and for its use by the Subscriber only. The Subscriber shall use the contents of the Report merely as an aid to its business. Mira Inform Private Limited ("MIPL") has collated information/data in the Report, which have not been verified unless otherwise specifically mentioned in the Report. The Subscriber shall independently verify the accuracy and correctness of the information/data before in any way acting upon the same. MIPL shall not be liable for any harm, injury, loss or damage caused to the Subscriber due to default by the Subscriber's debtors/beneficiaries in fulfilling their obligations of any nature whatsoever. This Report or any of its portion shall not be used as a documentary evidence or otherwise before any investigative agencies or forum of law. This Report is confidential and proprietary to MIPL. The Subscriber and/or any other person(s) may not reproduce, publish or disclose any of the contents of the Report to others without the express authorization of MIPL. This Report is prepared and issued to the Subscriber without any risk, responsibility or liability on the part of MIPL or its officials.

ECGC Country Risk Classification List

Country Name	Previous Rating (31.12.2017)	Current Rating (01.04.2018)
United Kingdom	A1	A1

Risk Category	ECGC Classification
Insignificant	A1
Low Risk	A2
Moderately Low Risk	B1
Moderate Risk	B2
Moderately High Risk	C1
High Risk	C2
Very High Risk	D

UNITED KINGDOM - ECONOMIC OVERVIEW

The UK, a leading trading power and financial center, is the third largest economy in Europe after Germany and France. Agriculture is intensive, highly mechanized, and efficient by European standards, producing about 60% of food needs with less than 2% of the labor force. The UK has large coal, natural gas, and oil resources, but its oil and natural gas reserves are declining; the UK has been a net importer of energy since 2005. Services, particularly banking, insurance, and business services, are key drivers of British GDP growth. Manufacturing, meanwhile, has declined in importance but still accounts for about 10% of economic output.

In 2008, the global financial crisis hit the economy particularly hard, due to the importance of its financial sector. Falling home prices, high consumer debt, and the global economic slowdown compounded the UK's economic problems, pushing the economy into recession in the latter half of 2008 and prompting the then BROWN (Labour) government to implement a number of measures to stimulate the economy and stabilize the financial markets. Facing burgeoning public deficits and debt levels, in 2010 the then CAMERON-led coalition government (between Conservatives and Liberal Democrats) initiated an austerity program, which has continued under the Conservative government. However, the deficit still remains one of the highest in the G7, standing at 3.6% of GDP as of 2017, and the UK has pledged to lower its corporation tax from 20% to 17% by 2020. The UK had a debt burden of 90.4% GDP at the end of 2017.

The UK economy has begun to slow since the referendum vote to leave the EU in June 2016. A sustained depreciation of the British pound has increased consumer and producer prices, weighing on consumer spending without spurring a meaningful increase in exports. The UK has an extensive trade relationship with other EU members through its single market membership, and economic observers have warned the exit will jeopardize its position as the central location for European financial services. Prime Minister MAY is seeking a new "deep and special" trade relationship with the EU following the UK's exit. However, economists doubt that the UK will be able to preserve the benefits of EU membership without the obligations. The UK is expected to officially leave the EU by the end of March 2019.

Source : CIA

COMPANY SUMMARY

Registered Address

Office 1
Benton Office Park
Bennett Avenue Benton Hill
WF4 5RA

Trading Address

Unit 1, Benton Office Park
Bennett Avenue
Horbury
Wakefield, West Yorkshire
WF4 5RA

Website Address	http://www.polygraphica.com
Company Number	02810640
Telephone Number	01924200444
Fax Number	-
TPS	No
FPS	Yes
Incorporation Date	14/04/1993
Previous Name	-
Type	Private Limited with Share Capital
FTSE Index	-
Date of Change	-
Filing Date of Accounts	08/08/2017
Currency	GBP
Share Capital	£5,000
SIC07	33200
Charity Number	-
SIC07 Description	Installation of industrial machinery and equipment
Principal Activity	Ancillary printing operations.

ADDITIONAL INFORMATION

CCJ's
0 (£0)

No CCJ Information To Display

Ultimate Holding Company -
Accountant C W DIX LIMITED
Mortgages 2

DISCLAIMER : This Report is **PRIVATE & CONFIDENTIAL** and it is prepared at the request of and for its use by the Subscriber only. The Subscriber shall use the contents of the Report merely as an aid to its business. Mira Inform Private Limited ("MIPL") has collated information/data in the Report, which have not been verified unless otherwise specifically mentioned in the Report. The Subscriber shall independently verify the accuracy and correctness of the information/data before in any way acting upon the same. MIPL shall not be liable for any harm, injury, loss or damage caused to the Subscriber due to default by the Subscriber's debtors/beneficiaries in fulfilling their obligations of any nature whatsoever. This Report or any of its portion shall not be used as a documentary evidence or otherwise before any investigative agencies or forum of law. This Report is confidential and proprietary to MIPL. The Subscriber and/or any other person(s) may not reproduce, publish or disclose any of the contents of the Report to others without the express authorization of MIPL. This Report is prepared and issued to the Subscriber without any risk, responsibility or liability on the part of MIPL or its officials.

Trade Debtors	-
Group	0 companies
Linkages	0 companies
Countries	In 0 countries

KEY FINANCIALS

Year to Date	Turnover	Pre Tax Profit	Shareholder	Funds Employees
31.03.2017	-	-	£370,516	-
31.03.2016	-	-	£257,159	-
31.03.2015	-	-	£220,912	-

MORTGAGE SUMMARY

Total Mortgage	2
Outstanding	2
Satisfied	0

TRADE DEBTORS / BAD DEBT SUMMARY

Total Number of Documented Trade	1
Total Value of Documented Trade	£528

COMMENTARY

This company has been treated as a Small company.
This company has only made late payments on a low percentage of invoices.
The latest Balance Sheet indicates a very positive net working capital position.
The latest cash balances represent a positive level in terms of the overall outstanding creditor obligations.
There has been an increase in shareholders funds compared with the previous balance sheet.
This company trades in an industry with a moderate level of corporate failures.

CCJ

Total Number of Exact	0	Total Value of Exact	
------------------------------	---	-----------------------------	--

DISCLAIMER : This Report is **PRIVATE & CONFIDENTIAL** and it is prepared at the request of and for its use by the Subscriber only. The Subscriber shall use the contents of the Report merely as an aid to its business. Mira Inform Private Limited ("MIPL") has collated information/data in the Report, which have not been verified unless otherwise specifically mentioned in the Report. The Subscriber shall independently verify the accuracy and correctness of the information/data before in any way acting upon the same. MIPL shall not be liable for any harm, injury, loss or damage caused to the Subscriber due to default by the Subscriber's debtors/beneficiaries in fulfilling their obligations of any nature whatsoever. This Report or any of its portion shall not be used as a documentary evidence or otherwise before any investigative agencies or forum of law. This Report is confidential and proprietary to MIPL. The Subscriber and/or any other person(s) may not reproduce, publish or disclose any of the contents of the Report to others without the express authorization of MIPL. This Report is prepared and issued to the Subscriber without any risk, responsibility or liability on the part of MIPL or its officials.

CCJs -		CCJs -	
Total Number of Possible CCJs -	0	Total Value of Possible CCJs -	
Total Number of Satisfied CCJs -	0	Total Value of Satisfied CCJs -	
Total Number of Writs -	-		

Total Current Directors	3	Total Current Secretaries	1
Total Previous Directors / Company Secretaries	2	Total Person's With Significant Control	2

CURRENT DIRECTORS

Title	Mr	Function	Director
Name	Andrew Lapish	Nationality	British
Date of Birth	09/1960	Present Appointments	2
Latest Address	53 Lapwing View, Horbury, Wakefield, West Yorkshire	Appointment Date	09/06/1993
Post Code	WF4 5NZ		
Title	Mr	Function	Director
Name	Michael Patrick Kennedy	Nationality	British
Date of Birth	10/1958	Present Appointments	1
Latest Address	Office 1, Benton Office Park, Bennett Avenue Benton Hill, Horbury Wakefield	Appointment Date	27/01/2014
Post Code	WF4 5RA		
Title	Mr	Function	Director
Name	Darren Lee Hartshorne	Nationality	British
Date of Birth	11/1968	Present Appointments	1
Latest Address	Office 1, Benton Office Park, Bennett Avenue Benton Hill, Horbury Wakefield	Appointment Date	27/01/2014
Post Code	WF4 5RA		

CURRENT COMPANY SECRETARY

Title	Mr	Function	Company Secretary
Name	Darren Lee Hartshorne	Nationality	British
Date of Birth	-	Present Appointments	2
Latest Address	Office 1, Benton Office	Appointment Date	09/06/1993












DISCLAIMER : This Report is **PRIVATE & CONFIDENTIAL** and it is prepared at the request of and for its use by the Subscriber only. The Subscriber shall use the contents of the Report merely as an aid to its business. Mira Inform Private Limited ("MIPL") has collated information/data in the Report, which have not been verified unless otherwise specifically mentioned in the Report. The Subscriber shall independently verify the accuracy and correctness of the information/data before in any way acting upon the same. MIPL shall not be liable for any harm, injury, loss or damage caused to the Subscriber due to default by the Subscriber's debtors/beneficiaries in fulfilling their obligations of any nature whatsoever. This Report or any of its portion shall not be used as a documentary evidence or otherwise before any investigative agencies or forum of law. This Report is confidential and proprietary to MIPL. The Subscriber and/or any other person(s) may not reproduce, publish or disclose any of the contents of the Report to others without the express authorization of MIPL. This Report is prepared and issued to the Subscriber without any risk, responsibility or liability on the part of MIPL or its officials.

	Park, Bennett Avenue Benton Hill, Horbury Wakefield		
Post Code	WF4 5RA		





TOP SHAREHOLDERS

Name	Currency	Share Count	Share Type	Nominal Value	% of Total Share Count
ANDREW LAPISH	GBP	2,475	ORDINARY A	1	49.5
DARREN HARTSHORNE	GBP	1,287	ORDINARY A	1	25.74
MICHAEL PATRICK KENNEDY	GBP	1,238	ORDINARY A	1	24.76














PROFIT & LOSS

	Date Of Accounts	31/03/17	(%)	31/03/16	(%)	31/03/15	(%)	31/03/14	(%)	31/03/13
	Weeks	52	(%)	52	(%)	52	(%)	52	(%)	52
	Currency	GBP	(%)	GBP	(%)	GBP	(%)	GBP	(%)	GBP
	Consolidated A/cs	N	(%)	N	(%)	N	(%)	N	(%)	N
	Turnover	-	-	-	-	-	-	-	-	-
	Export	-	-	-	-	-	-	-	-	-
	Cost of Sales	-	-	-	-	-	-	-	-	-
	Gross Profit	-	-	-	-	-	-	-	-	-
	Wages & Salaries	£300,188	42.6%	£210,448	-	-	-	-	-	-
	Directors Emoluments	£258,657	46.2%	£176,890	-	-	-	-	-	-
	Operating Profit	-	-	-	-	-	-	-	-	-
	Depreciation	£442	74.8%	£1,751	43%	£3,072	47.1%	£5,805	3.9%	£6,040
	Audit Fees	-	-	-	-	-	-	-	-	-
	Interest Payments	-	100%	£492	-	-	-	-	-	-
	Pre Tax Profit	-	-	-	-	-	-	-	-	-

DISCLAIMER : This Report is **PRIVATE & CONFIDENTIAL** and it is prepared at the request of and for its use by the Subscriber only. The Subscriber shall use the contents of the Report merely as an aid to its business. Mira Inform Private Limited ("MIPL") has collated information/data in the Report, which have not been verified unless otherwise specifically mentioned in the Report. The Subscriber shall independently verify the accuracy and correctness of the information/data before in any way acting upon the same. MIPL shall not be liable for any harm, injury, loss or damage caused to the Subscriber due to default by the Subscriber's debtors/beneficiaries in fulfilling their obligations of any nature whatsoever. This Report or any of its portion shall not be used as a documentary evidence or otherwise before any investigative agencies or forum of law. This Report is confidential and proprietary to MIPL. The Subscriber and/or any other person(s) may not reproduce, publish or disclose any of the contents of the Report to others without the express authorization of MIPL. This Report is prepared and issued to the Subscriber without any risk, responsibility or liability on the part of MIPL or its officials.

	Taxation	-	-	-	-	-	-	-	-	-
	Profit After Tax	-	-	-	-	-	-	-	-	-
	Dividends Payable	-	-	-	-	-	-	-	-	-
	Retained Profit	-	-	-	-	-	-	-	-	-





BALANCE SHEET

	Date Of Accounts	31/03/17	(%)	31/03/16	(%)	31/03/15	(%)	31/03/14	(%)	31/03/13
	Tangible Assets	£2,507	-15%	£2,949	-74.2%	£11,431	-33.6%	£17,211	-25.9%	£23,219
	Intangible Assets	0	-	0	-	0	-	0	-	0
	Total Fixed Assets	£2,507	-15%	£2,949	-74.2%	£11,431	-33.6%	£17,211	-25.9%	£23,219
	Stock	£20,140	-23.5%	£26,310	52.5%	£17,250	-7.1%	£18,561	-16.4%	£22,189
	Trade Debtors	£26,453	-45.3%	£48,354	-31.9%	£70,976	-41.8%	£121,921	43.9%	£84,732
	Cash	£486,547	70.9%	£284,774	28.5%	£221,555	114.3%	£103,387	-69%	£333,338
	Other Debtors	£19,979	750.9%	£2,348	-	0	-	0	-	0
	Miscellaneous Current Assets	0	-	0	-	0	-	0	-	0
	Total Current Assets	£553,119	52.9%	£361,786	16.8%	£309,781	27%	£243,869	-44.6%	£440,259
	Trade Creditors	£59,310	109.7%	£28,283	-71.8%	£100,300	-17.5%	£121,634	-58.9%	£296,008
	Bank Loans & Overdrafts	0	-	0	-	0	-	0	-	0
	Other Short Term Finance	0	-	0	-	0	-	0	-	0
	Miscellaneous Current	£125,800	58.7%	£79,293	-	0	-	0	-	0






DISCLAIMER : This Report is **PRIVATE & CONFIDENTIAL** and it is prepared at the request of and for its use by the Subscriber only. The Subscriber shall use the contents of the Report merely as an aid to its business. Mira Inform Private Limited ("MIPL") has collated information/data in the Report, which have not been verified unless otherwise specifically mentioned in the Report. The Subscriber shall independently verify the accuracy and correctness of the information/data before in any way acting upon the same. MIPL shall not be liable for any harm, injury, loss or damage caused to the Subscriber due to default by the Subscriber's debtors/beneficiaries in fulfilling their obligations of any nature whatsoever. This Report or any of its portion shall not be used as a documentary evidence or otherwise before any investigative agencies or forum of law. This Report is confidential and proprietary to MIPL. The Subscriber and/or any other person(s) may not reproduce, publish or disclose any of the contents of the Report to others without the express authorization of MIPL. This Report is prepared and issued to the Subscriber without any risk, responsibility or liability on the part of MIPL or its officials.

POLYGRAPHICA EQUIPMENT LIMITED - 524943





PAGE NO. : 9

	Liabilities									
	Total Current Liabilities	£185,110	72.1%	£107,576	7.3%	£100,300	-17.5%	£121,634	-58.9%	£296,008
	Bank Loans & Overdrafts and LTL	0	-	0	-	0	-100%	£2,023	-66.7%	£6,069
	Other Long Term Finance	0	-	0	-	0	-	0	-	0
	Total Long Term Liabilities	0	-	0	-	0	-100%	£2,023	-66.7%	£6,069


CAPITAL & RESERVES

	Date Of Accounts	31/03/17	(%)	31/03/16	(%)	31/03/15	(%)	31/03/14	(%)	31/03/13
	Called Up Share Capital	£5,000	-	£5,000	-	£5,000	-	£5,000	-45.5%	£9,175
	P & L Account Reserve	£361,341	45.7%	£247,984	17.1%	£211,737	65.1%	£128,248	-15.8%	£152,226
	Revaluation Reserve	-	-	-	-	-	-	-	-	-
	Sundry Reserves	£4,175	-	£4,175	-	£4,175	-	£4,175	-	-
	Shareholder Funds	£370,516	44.1%	£257,159	16.4%	£220,912	60.8%	£137,423	-14.9%	£161,401





OTHER FINANCIAL ITEMS

	Date Of Accounts	31/03/17	(%)	31/03/16	(%)	31/03/15	(%)	31/03/14	(%)	31/03/13
	Net Worth	£370,516	44.1%	£257,159	16.4%	£220,912	60.8%	£137,423	-14.9%	£161,401
	Working Capital	£368,009	44.8%	£254,210	21.4%	£209,481	71.4%	£122,235	-15.3%	£144,251
	Total Assets	£555,626	52.3%	£364,735	13.5%	£321,212	23%	£261,080	-43.7%	£463,478
	Total Liabilities	£185,110	72.1%	£107,576	7.3%	£100,300	-18.9%	£123,657	-59.1%	£302,077



DISCLAIMER : This Report is **PRIVATE & CONFIDENTIAL** and it is prepared at the request of and for its use by the Subscriber only. The Subscriber shall use the contents of the Report merely as an aid to its business. Mira Inform Private Limited ("MIPL") has collated information/data in the Report, which have not been verified unless otherwise specifically mentioned in the Report. The Subscriber shall independently verify the accuracy and correctness of the information/data before in any way acting upon the same. MIPL shall not be liable for any harm, injury, loss or damage caused to the Subscriber due to default by the Subscriber's debtors/beneficiaries in fulfilling their obligations of any nature whatsoever. This Report or any of its portion shall not be used as a documentary evidence or otherwise before any investigative agencies or forum of law. This Report is confidential and proprietary to MIPL. The Subscriber and/or any other person(s) may not reproduce, publish or disclose any of the contents of the Report to others without the express authorization of MIPL. This Report is prepared and issued to the Subscriber without any risk, responsibility or liability on the part of MIPL or its officials.

	Net Assets	£370,516	44.1%	£257,159	16.4%	£220,912	60.8%	£137,423	- 14.9%	£161,401
-----------------------------------------------------------------------------------	------------	----------	-------	----------	-------	----------	-------	----------	------------	----------




CASH FLOW

	Date Of Accounts	31/03/17	(%)	31/03/16	(%)	31/03/15	(%)	31/03/14	(%)	31/03/13
	Net Cashflow from Operations	-	-	-	-	-	-	-	-	-
	Net Cashflow before Financing	-	-	-	-	-	-	-	-	-
	Net Cashflow from Financing	-	-	-	-	-	-	-	-	-
	Increase in Cash	-	-	-	-	-	-	-	-	-

MISCELLANEOUS

	Date Of Accounts	31/03/17	(%)	31/03/16	(%)	31/03/15	(%)	31/03/14	(%)	31/03/13
	Contingent Liability	NO	-	NO	-	NO	-	NO	-	NO
	Capital Employed	£370,516	44.1%	£257,159	16.4%	£220,912	58.4%	£139,446	- 16.7%	£167,470
	Number of Employees	-	-	-	-	-	-	-	-	-
	Accountants	C W DIX LIMITED								
	Auditors									
	Auditor Comments	The company is exempt from audit								
	Bankers	BARCLAYS BANK PLC								
	Bank Branch Code									












RATIOS

	Date Of Accounts	31/03/17	31/03/16	31/03/15	31/03/14	31/03/13
	Pre-tax profit margin %	-	-	-	-	-
	Current ratio	2.99	3.36	3.09	2	1.49
	Sales/Net Working Capital	-	-	-	-	-

DISCLAIMER : This Report is **PRIVATE & CONFIDENTIAL** and it is prepared at the request of and for its use by the Subscriber only. The Subscriber shall use the contents of the Report merely as an aid to its business. Mira Inform Private Limited ("MIPL") has collated information/data in the Report, which have not been verified unless otherwise specifically mentioned in the Report. The Subscriber shall independently verify the accuracy and correctness of the information/data before in any way acting upon the same. MIPL shall not be liable for any harm, injury, loss or damage caused to the Subscriber due to default by the Subscriber's debtors/beneficiaries in fulfilling their obligations of any nature whatsoever. This Report or any of its portion shall not be used as a documentary evidence or otherwise before any investigative agencies or forum of law. This Report is confidential and proprietary to MIPL. The Subscriber and/or any other person(s) may not reproduce, publish or disclose any of the contents of the Report to others without the express authorization of MIPL. This Report is prepared and issued to the Subscriber without any risk, responsibility or liability on the part of MIPL or its officials.

POLYGRAPHICA EQUIPMENT LIMITED - 524943

PAGE NO. : 11

	Gearing %	0	0	0	1.50	3.80
	Equity in %	66.70	70.50	68.80	52.60	34.80
	Creditor Days	-	-	-	-	-
	Debtor Days	-	-	-	-	-
	Liquidity/Acid Test	2.87	3.11	2.91	1.85	1.41
	Return On Capital Employed %	-	-	-	-	-
	Return On Total Assets Employed %	-	-	-	-	-
	Current Debt Ratio	0.49	0.41	0.45	0.88	1.83
	Total Debt Ratio	0.49	0.41	0.45	0.89	1.87
	Stock Turnover Ratio %	-	-	-	-	-
	Return on Net Assets Employed %	-	-	-	-	-

Report Notes

There are no notes to display.

Status History

No Status History found

EVENT HISTORY

Date	Description
31/03/2018	Confirmation Statement
11/08/2017	New Accounts Filed
11/08/2017	New Accounts Filed
12/04/2017	Confirmation Statement
08/09/2016	New Accounts Filed
16/04/2016	Annual Returns
24/07/2015	New Accounts Filed
25/04/2015	Annual Returns
01/10/2014	New Accounts Filed
01/04/2014	Annual Returns
31/03/2014	Mr M. Goodair has left the board
17/02/2014	New Board Member Mr D.L. Hartshorne appointed
17/02/2014	New Board Member Mr M.P. Kennedy appointed
21/08/2013	New Accounts Filed
19/04/2013	Annual Returns

Previous Company Names

No Previous Names found

DISCLAIMER : This Report is **PRIVATE & CONFIDENTIAL** and it is prepared at the request of and for its use by the Subscriber only. The Subscriber shall use the contents of the Report merely as an aid to its business. Mira Inform Private Limited ("MIPL") has collated information/data in the Report, which have not been verified unless otherwise specifically mentioned in the Report. The Subscriber shall independently verify the accuracy and correctness of the information/data before in any way acting upon the same. MIPL shall not be liable for any harm, injury, loss or damage caused to the Subscriber due to default by the Subscriber's debtors/beneficiaries in fulfilling their obligations of any nature whatsoever. This Report or any of its portion shall not be used as a documentary evidence or otherwise before any investigative agencies or forum of law. This Report is confidential and proprietary to MIPL. The Subscriber and/or any other person(s) may not reproduce, publish or disclose any of the contents of the Report to others without the express authorization of MIPL. This Report is prepared and issued to the Subscriber without any risk, responsibility or liability on the part of MIPL or its officials.

Writ Details

No writs found

Statistics

Group	-
Linkages	0 companies
Countries	In 0 countries

Summary

Holding Company	-
Ownership Status	
Ultimate Holding Company	-

Group StructureFull

No Group Structure

MORTGAGE DETAILS

Mortgage Type:	LEGAL CHARGE
Date Charge Created:	10/09/99
Date Charge Registered:	22/09/99
Date Charge Satisfied:	-
Status:	OUTSTANDING
Person(s) Entitled:	BARCLAYS BANK PLC
Amount Secured:	ALL MONIES DUE OR TO BECOME DUE FROM THE COMPANY TO THE CHARGEES ON ANY ACCOUNT WHATSOEVER
Details:	UNIT 1,BENTON OFFICE PARK,HORBURY,WAKEFIELD,WEST YORKSHIRE; WYK 233296
Mortgage Type:	GUARANTEE & DEBENTURE
Date Charge Created:	24/08/98
Date Charge Registered:	02/09/98
Date Charge Satisfied:	-
Status:	OUTSTANDING
Person(s) Entitled:	BARCLAYS BANK PLC
Amount Secured:	ALL MONIES DUE OR TO BECOME DUE FROM THE COMPANY AND/OR POLYGRAPHICA LIMITED TO THE CHARGEES ON ANY ACCOUNT WHATSOEVER
Details:	(INCLUDING TRADE FIXTURES) FIXED AND FLOATING CHARGES OVER THE UNDERTAKING AND ALL PROPERTY AND ASSETS PRESENT AND FUTURE INCLUDING GOODWILL BOOKDEBTS UNCALLED CAPITAL BUILDINGS FIXTURES FIXED PLANT AND MACHINERY

CREDITOR DETAILS

	Total Number	Total Value
Trade Creditors	0	-
No Creditor Data		

TRADE DEBTORS / BAD DEBT DETAIL

	Total Number of Documented Trade	Total Value of Documented Trade	
Trade Debtors	1	£528	
Company Name	Amount	Statement Date	
Collective (UK) Limited	£528	30/09/2009	

PREVIOUS DIRECTOR/COMPANY SECRETARIES

Name	Current Active Appointments	Previous Appointments	Dissolved Companies
Michael Goodair	0	1	0
Peter Michael Holden	0	2	0
Total Persons With Significant Control	2	Total Statements	0
Active	2	Active	0
Ceased	0	Ceased	0

ACTIVE PERSONS WITH SIGNIFICANT CONTROL

Name	Mr Andrew Phillip Lapish	Kind	Individual Person With Significant Control
Address	1 Benton Office Park Bennett Avenue, Horbury, Wakefield	Country Of Residence	England
Post Code	WF4 5RA	Nationality	British
Date of Birth	09/1960	Notified On	06/04/2016
Nature Of Control	Ownership of shares - between 25% and 50%		
Name	Mr Michael Patrick Kennedy	Kind	Individual Person With Significant Control
Address	Office 1, Benton Office Park, Bennett Avenue Benton Hill, Horbury Wakefield	Country Of Residence	England
Post Code	WF4 5RA	Nationality	British
Date of Birth	10/1958	Notified On	06/04/2016
Nature Of	Ownership of shares - between 25% and 50%		

DISCLAIMER : This Report is **PRIVATE & CONFIDENTIAL** and it is prepared at the request of and for its use by the Subscriber only. The Subscriber shall use the contents of the Report merely as an aid to its business. Mira Inform Private Limited ("MIPL") has collated information/data in the Report, which have not been verified unless otherwise specifically mentioned in the Report. The Subscriber shall independently verify the accuracy and correctness of the information/data before in any way acting upon the same. MIPL shall not be liable for any harm, injury, loss or damage caused to the Subscriber due to default by the Subscriber's debtors/beneficiaries in fulfilling their obligations of any nature whatsoever. This Report or any of its portion shall not be used as a documentary evidence or otherwise before any investigative agencies or forum of law. This Report is confidential and proprietary to MIPL. The Subscriber and/or any other person(s) may not reproduce, publish or disclose any of the contents of the Report to others without the express authorization of MIPL. This Report is prepared and issued to the Subscriber without any risk, responsibility or liability on the part of MIPL or its officials.



MIRA INFORM PRIVATE LIMITED
605, Palmspring, Near D'Mart, Link Road,
Malad (West), Mumbai - 400 064. INDIA
Tel : 91-22-40448000 (44 lines)
Fax : 91-22-40448045 / 40448046
E-mail : mira@mirainform.com
info@mirainform.com
Website : <http://www.mirainform.com>
<http://www.miraglobalcheck.com>
<http://www.miraglobalcollections.com>

Control			
----------------	--	--	--

Ceased Persons With Significant Control

No Ceased Persons With Significant Control To Display

Active Statements

No Active Statements To Display

Ceased Statements

No Ceased Statements To Display

DISCLAIMER : This Report is **PRIVATE & CONFIDENTIAL** and it is prepared at the request of and for its use by the Subscriber only. The Subscriber shall use the contents of the Report merely as an aid to its business. Mira Inform Private Limited ("MIPL") has collated information/data in the Report, which have not been verified unless otherwise specifically mentioned in the Report. The Subscriber shall independently verify the accuracy and correctness of the information/data before in any way acting upon the same. MIPL shall not be liable for any harm, injury, loss or damage caused to the Subscriber due to default by the Subscriber's debtors/beneficiaries in fulfilling their obligations of any nature whatsoever. This Report or any of its portion shall not be used as a documentary evidence or otherwise before any investigative agencies or forum of law. This Report is confidential and proprietary to MIPL. The Subscriber and/or any other person(s) may not reproduce, publish or disclose any of the contents of the Report to others without the express authorization of MIPL. This Report is prepared and issued to the Subscriber without any risk, responsibility or liability on the part of MIPL or its officials.

FOREIGN EXCHANGE RATES

Currency	Unit	Indian Rupees
US Dollar	1	INR 68.95
UK Pound	1	INR 88.19
Euro	1	INR 79.00
GBP	1	INR 88.23

Note : Above are approximate rates obtained from sources believed to be correct

INFORMATION DETAILS

Analysis Done by :	VIV
Report Prepared by :	TPT

DISCLAIMER : This Report is **PRIVATE & CONFIDENTIAL** and it is prepared at the request of and for its use by the Subscriber only. The Subscriber shall use the contents of the Report merely as an aid to its business. Mira Inform Private Limited ("MIPL") has collated information/data in the Report, which have not been verified unless otherwise specifically mentioned in the Report. The Subscriber shall independently verify the accuracy and correctness of the information/data before in any way acting upon the same. MIPL shall not be liable for any harm, injury, loss or damage caused to the Subscriber due to default by the Subscriber's debtors/beneficiaries in fulfilling their obligations of any nature whatsoever. This Report or any of its portion shall not be used as a documentary evidence or otherwise before any investigative agencies or forum of law. This Report is confidential and proprietary to MIPL. The Subscriber and/or any other person(s) may not reproduce, publish or disclose any of the contents of the Report to others without the express authorization of MIPL. This Report is prepared and issued to the Subscriber without any risk, responsibility or liability on the part of MIPL or its officials.

RATING EXPLANATIONS

Credit Rating	Explanation	Rating Comments
A++	Minimum Risk	Business dealings permissible with minimum risk of default
A+	Low Risk	Business dealings permissible with low risk of default
A	Acceptable Risk	Business dealings permissible with moderate risk of default
B	Medium Risk	Business dealings permissible on a regular monitoring basis
C	Medium High Risk	Business dealings permissible preferably on secured basis
D	High Risk	Business dealing not recommended or on secured terms only
NB	New Business	No recommendation can be done due to business in infancy stage
NT	No Trace	No recommendation can be done as the business is not traceable

NB is stated where there is insufficient information to facilitate rating. However, it is not to be considered as unfavourable.

This score serves as a reference to assess SC's credit risk and to set the amount of credit to be extended. It is calculated from a composite of weighted scores obtained from each of the major sections of this report. The assessed factors are as follows:

- Financial condition covering various ratios
- Company background and operations size
- Promoters / Management background
- Payment record
- Litigation against the subject
- Industry scenario / competitor analysis
- Supplier / Customer / Banker review (wherever available)