

MIRA INFORM REPORT

Report No. :	524743
Report Date :	11.08.2018

IDENTIFICATION DETAILS

Name :	ROWTECH LIMITED
Registered Office :	33 Alfred Place Fitzrovia London Wc1e 7dp
Country :	United Kingdom
Financials (as on) :	30.04.2017
Date of Incorporation :	02.04.2003
Com. Reg. No.:	04720700
Legal Form :	Private limited with Share Capital
Line of Business :	<ul style="list-style-type: none"> Wholesale of pharmaceutical goods Distribution and retail of pharmaceutical
No. of Employees :	Not Available

RATING & COMMENTS

(Mira Inform has adopted New Rating mechanism w.e.f. 23rd January 2017)

MIRA's Rating :	A
-----------------	---

Credit Rating	Explanation	Rating Comments
A	Acceptable Risk	Business dealings permissible with moderate risk of default

Status :	Satisfactory
Payment Behaviour :	Slow but Correct
Litigation :	Clear

NOTES :

DISCLAIMER : This Report is **PRIVATE & CONFIDENTIAL** and it is prepared at the request of and for its use by the Subscriber only. The Subscriber shall use the contents of the Report merely as an aid to its business. Mira Inform Private Limited ("MIPL") has collated information/data in the Report, which have not been verified unless otherwise specifically mentioned in the Report. The Subscriber shall independently verify the accuracy and correctness of the information/data before in any way acting upon the same. MIPL shall not be liable for any harm, injury, loss or damage caused to the Subscriber due to default by the Subscriber's debtors/beneficiaries in fulfilling their obligations of any nature whatsoever. This Report or any of its portion shall not be used as a documentary evidence or otherwise before any investigative agencies or forum of law. This Report is confidential and proprietary to MIPL. The Subscriber and/or any other person(s) may not reproduce, publish or disclose any of the contents of the Report to others without the express authorization of MIPL. This Report is prepared and issued to the Subscriber without any risk, responsibility or liability on the part of MIPL or its officials.

Any query related to this report can be made on e-mail : infodept@mirainform.com while quoting report number, name and date.

ECGC Country Risk Classification List

Country Name	Previous Rating (31.12.2017)	Current Rating (01.04.2018)
United Kingdom	A1	A1

Risk Category	ECGC Classification
Insignificant	A1
Low Risk	A2
Moderately Low Risk	B1
Moderate Risk	B2
Moderately High Risk	C1
High Risk	C2
Very High Risk	D

UNITED KINGDOM - ECONOMIC OVERVIEW

The UK, a leading trading power and financial center, is the third largest economy in Europe after Germany and France. Agriculture is intensive, highly mechanized, and efficient by European standards, producing about 60% of food needs with less than 2% of the labor force. The UK has large coal, natural gas, and oil resources, but its oil and natural gas reserves are declining; the UK has been a net importer of energy since 2005. Services, particularly banking, insurance, and business services, are key drivers of British GDP growth. Manufacturing, meanwhile, has declined in importance but still accounts for about 10% of economic output.

In 2008, the global financial crisis hit the economy particularly hard, due to the importance of its financial sector. Falling home prices, high consumer debt, and the global economic slowdown compounded the UK's economic problems, pushing the economy into recession in the latter half of 2008 and prompting the then BROWN (Labour) government to implement a number of measures to stimulate the economy and stabilize the financial markets. Facing burgeoning public deficits and debt levels, in 2010 the then CAMERON-led coalition government (between Conservatives and Liberal Democrats) initiated an austerity program, which has continued under the Conservative government. However, the deficit still remains one of the highest in the G7, standing at 3.6% of GDP as of 2017, and the UK has pledged to lower its corporation tax from 20% to 17% by 2020. The UK had a debt burden of 90.4% GDP at the end of 2017.

The UK economy has begun to slow since the referendum vote to leave the EU in June 2016. A sustained depreciation of the British pound has increased consumer and producer prices, weighing on consumer spending without spurring a meaningful increase in exports. The UK has an extensive trade relationship with other EU members through its single market membership, and economic observers have warned the exit will jeopardize its position as the central location for European financial services. Prime Minister MAY is seeking a new "deep and special" trade relationship with the EU following the UK's exit. However, economists doubt that the UK will be able to preserve the benefits of EU membership without the obligations. The UK is expected to officially leave the EU by the end of March 2019.

Source : CIA

COMPANY NAME AND ADDRESS

Company Name: **ROWTECH LIMITED**
Company No: **04720700**
Registered Address: **33 ALFRED PLACE FITZROVIA LONDON WC1E 7DP**

COMPANY SUMMARY

Registered Address	33 ALFRED PLACE FITZROVIA LONDON WC1E 7DP
Trading Address	33-34 Alfred Place LONDON WC1E 7DP
Website Address	-
Telephone Number	-
Fax Number	-
TPS	-
FPS	Yes
Incorporation Date	02/04/2003
Previous Name	
Type	Private limited with Share Capital
FTSE Index	-
Date of Change	-
Filing Date of Accounts	06/02/2018
Currency	GBP
Share Capital	£1,000
SIC07	46460

Charity Number	-
SIC07 Description	WHOLESALE OF PHARMACEUTICAL GOODS
Principal Activity	Distribution and retail of pharmaceutical.

ADDITIONAL INFORMATION

CCJ's	0 (£0)
No CCJ Information To Display	-
Ultimate Holding Company	-
Accountant	-
Mortgages	0
Group	0 companies
Linkages	0 companies
Countries	In 0 countries

KEY FINANCIALS

Year to Date	Turnover	Pre Tax Profit	Shareholder's Funds	Employees
30/04/2017	-	-	£423,399	-
30/04/2016	-	-	£395,248	-
30/04/2015	-	-	£373,110	-

MORTGAGE SUMMARY

Total Mortgage	0
Outstanding	0
Satisfied	0

TRADE DEBTORS / BAD DEBT SUMMARY

Total Number of Documented Trade	0
Total Value of Documented Trade	£0

COMMENTARY

The latest Balance Sheet indicates a positive net working capital position.
There has been an increase in shareholders funds compared with the previous balance sheet.
This company trades in an industry with a moderate level of corporate failures.

CCJ

Total Number of Exact CCJs -	0	Total Value of Exact CCJs -	
Total Number of Possible CCJs -	0	Total Value of Possible CCJs -	
Total Number of Satisfied CCJs -	0	Total Value of Satisfied CCJs -	
Total Number of Writs -	-		
Total Current Directors	1	Total Current Secretaries	0
Total Previous Directors / Company Secretaries	9	Total Person's With Significant Control	1

CURRENT DIRECTORS

Title	Mr	Function	Director
Name	Sameer Shrivastava	Nationality	Indian
Date of Birth	11/1971	Present Appointments	2
Latest Address	33 Alfred Place, Fitzrovia, London	Appointment Date	30/06/2017
Post Code	WC1E 7DP		
Other Actions	View Director Report	View Consumer Report	View AML Report
	View Trace Report	View Compliance Report	














CURRENT COMPANY SECRETARY

Top Shareholders







Name	Currency	Share Count	Share Type	Nominal Value	% of Total Share Count
SAMEER SHRIVASTAVA	GBP	1,000	ORDINARY	1	100

FINANCIALS












Profit & Loss

	Date Of Accounts	30/04/17	(%)	30/04/16	(%)	30/04/15	(%)	30/04/14	(%)	30/04/13
	Weeks	52	(%)	52	(%)	52	(%)	52	(%)	52
	Currency	GBP	(%)	GBP	(%)	GBP	(%)	GBP	(%)	GBP
	Consolidated A/cs	N	(%)	N	(%)	N	(%)	N	(%)	N
	Turnover	-	-	-	-	-	-	-	-	-
	Export	-	-	-	-	-	-	-	-	-
	Cost of Sales	-	-	-	-	-	-	-	-	-
	Gross Profit	-	-	-	-	-	-	-	-	-
	Wages & Salaries	-	-	-	-	-	-	-	-	-
	Directors Emoluments	-	-	-	-	-	-	-	-	-
	Operating Profit	-	-	-	-	-	-	-	-	-
	Depreciation	-	-	-	-	-	-	-	-	-
	Audit Fees	-	-	-	-	-	-	-	-	-
	Interest Payments	-	-	-	-	-	-	-	-	-
	Pre Tax Profit	-	-	-	-	-	-	-	-	-
	Taxation	-	-	-	-	-	-	-	-	-
	Profit After Tax	-	-	-	-	-	-	-	-	-
	Dividends Payable	-	-	-	-	-	-	-	-	-
	Retained Profit	-	-	-	-	-	-	-	-	-






Balance Sheet

	Date Of Accounts	30/04/17	(%)	30/04/16	(%)	30/04/15	(%)	30/04/14	(%)	30/04/13
	Tangible Assets	0	-	0	-	0	-	0	-	0
	Intangible Assets	0	-	0	-	0	-	0	-	0
	Total Fixed Assets	0	-	0	-	0	-	0	-	0
	Stock	0	-	£211,791	-	0	-	0	-	0
	Trade Debtors	£1,343,995	39.1%	£966,356	192.4%	£330,480	-15.2%	£389,698	115%	£181,275
	Cash	£11,832	-76.2%	£49,654	-72.4%	£180,126	844.8%	£19,064	-90.8%	£206,735

DISCLAIMER : This Report is **PRIVATE & CONFIDENTIAL** and it is prepared at the request of and for its use by the Subscriber only. The Subscriber shall use the contents of the Report merely as an aid to its business. Mira Inform Private Limited ("MIPL") has collated information/data in the Report, which have not been verified unless otherwise specifically mentioned in the Report. The Subscriber shall independently verify the accuracy and correctness of the information/data before in any way acting upon the same. MIPL shall not be liable for any harm, injury, loss or damage caused to the Subscriber due to default by the Subscriber's debtors/beneficiaries in fulfilling their obligations of any nature whatsoever. This Report or any of its portion shall not be used as a documentary evidence or otherwise before any investigative agencies or forum of law. This Report is confidential and proprietary to MIPL. The Subscriber and/or any other person(s) may not reproduce, publish or disclose any of the contents of the Report to others without the express authorization of MIPL. This Report is prepared and issued to the Subscriber without any risk, responsibility or liability on the part of MIPL or its officials.






			%						%	
	Other Debtors	0	-	0	-	0	-	0	-	0
	Miscellaneous Current Assets	0	-	0	-	0	-	0	-	0
	Total Current Assets	£1,355,827	10.4%	£1,227,801	140.5%	£510,606	24.9%	£408,762	5.3%	£388,010
	Trade Creditors	£932,428	12%	£832,553	505.5%	£137,496	547.6%	£21,230	78.6%	£11,887
	Bank Loans & Overdrafts	0	-	0	-	0	-	0	-	0
	Other Short Term Finance	0	-	0	-	0	-	0	-	0
	Miscellaneous Current Liabilities	0	-	0	-	0	-	0	-	0
	Total Current Liabilities	£932,428	12%	£832,553	505.5%	£137,496	547.6%	£21,230	78.6%	£11,887
	Bank Loans & Overdrafts and LTL	0	-	0	-	0	-	0	-	0
	Other Long Term Finance	0	-	0	-	0	-	0	-	0
	Total Long Term Liabilities	0	-	0	-	0	-	0	-	0

Capital & Reserves





	Date Of Accounts	30/04/17	(%)	30/04/16	(%)	30/04/15	(%)	30/04/14	(%)	30/04/13
	Called Up Share Capital	£1,000	-	£1,000	-	£1,000	-	£1,000	-	£1,000
	P & L Account Reserve	£434,166	6.2%	£408,688	6.8%	£382,842	9.4%	£349,836	8.5%	£322,462
	Revaluation Reserve	-	-	-	100%	-£10,732	-129.2%	£36,696	-30.3%	£52,661
	Sundry Reserves	-£11,767	18.5%	-£14,440	-	-	-	-	-	-
	Shareholder Funds	£423,399	7.1%	£395,248	5.9%	£373,110	-3.7%	£387,532	3%	£376,123

DISCLAIMER : This Report is **PRIVATE & CONFIDENTIAL** and it is prepared at the request of and for its use by the Subscriber only. The Subscriber shall use the contents of the Report merely as an aid to its business. Mira Inform Private Limited ("MIPL") has collated information/data in the Report, which have not been verified unless otherwise specifically mentioned in the Report. The Subscriber shall independently verify the accuracy and correctness of the information/data before in any way acting upon the same. MIPL shall not be liable for any harm, injury, loss or damage caused to the Subscriber due to default by the Subscriber's debtors/beneficiaries in fulfilling their obligations of any nature whatsoever. This Report or any of its portion shall not be used as a documentary evidence or otherwise before any investigative agencies or forum of law. This Report is confidential and proprietary to MIPL. The Subscriber and/or any other person(s) may not reproduce, publish or disclose any of the contents of the Report to others without the express authorization of MIPL. This Report is prepared and issued to the Subscriber without any risk, responsibility or liability on the part of MIPL or its officials.



Other Financial Items

	Date Of Accounts	30/04/17	(%)	30/04/16	(%)	30/04/15	(%)	30/04/14	(%)	30/04/13
	Net Worth	£423,399	7.1%	£395,248	5.9%	£373,110	-3.7%	£387,532	3%	£376,123
	Working Capital	£423,399	7.1%	£395,248	5.9%	£373,110	-3.7%	£387,532	3%	£376,123
	Total Assets	£1,355,827	10.4%	£1,227,801	140.5%	£510,606	24.9%	£408,762	5.3%	£388,010
	Total Liabilities	£932,428	12%	£832,553	505.5%	£137,496	547.6%	£21,230	78.6%	£11,887
	Net Assets	£423,399	7.1%	£395,248	5.9%	£373,110	-3.7%	£387,532	3%	£376,123





Cash Flow

	Date Of Accounts	30/04/17	(%)	30/04/16	(%)	30/04/15	(%)	30/04/14	(%)	30/04/13
	Net Cashflow from Operations	-	-	-	-	-	-	-	-	-
	Net Cashflow before Financing	-	-	-	-	-	-	-	-	-
	Net Cashflow from Financing	-	-	-	-	-	-	-	-	-
	Increase in Cash	-	-	-	-	-	-	-	-	-











Miscellaneous

	Date Of Accounts	30/04/17	(%)	30/04/16	(%)	30/04/15	(%)	30/04/14	(%)	30/04/13
	Contingent Liability	NO	-	NO	-	NO	-	NO	-	NO
	Capital Employed	£423,399	7.1%	£395,248	5.9%	£373,110	-3.7%	£387,532	3%	£376,123
	Number of Employees	-	-	-	-	-	-	-	-	-
	Accountants									
	Auditors									
	Auditor Comments	The company is exempt from audit								
	Bankers									
	Bank Branch Code									

Ratios

	Date Of Accounts	30/04/17	30/04/16	30/04/15	30/04/14	30/04/13
	Pre-tax profit margin %	-	-	-	-	-
	Current ratio	1.45	1.47	3.71	19.25	32.64
	Sales/Net Working Capital	-	-	-	-	-
	Gearing %	0	0	0	0	0

DISCLAIMER : This Report is **PRIVATE & CONFIDENTIAL** and it is prepared at the request of and for its use by the Subscriber only. The Subscriber shall use the contents of the Report merely as an aid to its business. Mira Inform Private Limited ("MIPL") has collated information/data in the Report, which have not been verified unless otherwise specifically mentioned in the Report. The Subscriber shall independently verify the accuracy and correctness of the information/data before in any way acting upon the same. MIPL shall not be liable for any harm, injury, loss or damage caused to the Subscriber due to default by the Subscriber's debtors/beneficiaries in fulfilling their obligations of any nature whatsoever. This Report or any of its portion shall not be used as a documentary evidence or otherwise before any investigative agencies or forum of law. This Report is confidential and proprietary to MIPL. The Subscriber and/or any other person(s) may not reproduce, publish or disclose any of the contents of the Report to others without the express authorization of MIPL. This Report is prepared and issued to the Subscriber without any risk, responsibility or liability on the part of MIPL or its officials.

	Equity in %	31.20	32.20	73.10	94.80	96.90
	Creditor Days	-	-	-	-	-
	Debtor Days	-	-	-	-	-
	Liquidity/Acid Test	1.45	1.22	3.71	19.25	32.64
	Return On Capital Employed %	-	-	-	-	-
	Return On Total Assets Employed %	-	-	-	-	-
	Current Debt Ratio	2.20	2.10	0.36	0.05	0.03
	Total Debt Ratio	2.20	2.10	0.36	0.05	0.03
	Stock Turnover Ratio %	-	-	-	-	-
	Return on Net Assets Employed %	-	-	-	-	-

STATUS HISTORY

Date	Description
07/04/2017	Compulsory strike off cancelled
06/04/2017	Dissolution (First Gazt)

EVENT HISTORY VIEW DOCUMENTS

Date	Description
28/06/2018	Confirmation Statement
07/06/2018	CAPITAL SECURITIES LIMITED has resigned as company secretary
09/02/2018	New Accounts Filed
09/02/2018	New Accounts Filed
17/11/2017	Change in Reg.Office
17/11/2017	Change of Company Postcode
25/07/2017	New Board Member Mr S. Shrivastava appointed
19/07/2017	Confirmation Statement
18/07/2017	Mr R. Elliot has left the board
18/07/2017	New Board Member Mr S. Shrivastava appointed
13/04/2017	New Accounts Filed
29/06/2016	Annual Returns
04/03/2016	New Accounts Filed
04/03/2016	New Accounts Filed
02/11/2015	Annual Returns

DISCLAIMER : This Report is **PRIVATE & CONFIDENTIAL** and it is prepared at the request of and for its use by the Subscriber only. The Subscriber shall use the contents of the Report merely as an aid to its business. Mira Inform Private Limited ("MIPL") has collated information/data in the Report, which have not been verified unless otherwise specifically mentioned in the Report. The Subscriber shall independently verify the accuracy and correctness of the information/data before in any way acting upon the same. MIPL shall not be liable for any harm, injury, loss or damage caused to the Subscriber due to default by the Subscriber's debtors/beneficiaries in fulfilling their obligations of any nature whatsoever. This Report or any of its portion shall not be used as a documentary evidence or otherwise before any investigative agencies or forum of law. This Report is confidential and proprietary to MIPL. The Subscriber and/or any other person(s) may not reproduce, publish or disclose any of the contents of the Report to others without the express authorization of MIPL. This Report is prepared and issued to the Subscriber without any risk, responsibility or liability on the part of MIPL or its officials.

ROWTECH LIMITED - 524743

PAGE NO. : 11

Previous Company Names

No Previous Names found

Writ Details

No writs found

STATISTICS

Group	-
Linkages	0 companies
Countries	In 0 countries

SUMMARY

Holding Company	-
Ownership Status	
Ultimate Holding Company	-

Group Structure Full

No Group Structure

Group	0 companies
Linkages	0 companies
Countries	In 0 countries

PREVIOUS DIRECTOR/COMPANY SECRETARIES

Name	Current Active Appointments	Previous Appointments	Dissolved Companies
CAPITAL SECURITIES LIMITED	14	11	75
Mark Ronald Rayner Lord Of Markham Clinton	0	1	1
HANOVER DIRECTORS LIMITED	1	10310	45501
HCS SECRETARIAL LTD	8	10352	45696
Sameer Shrivastava	0	1	0
Mark Ronald Rayner	1	1	1
Salil Shrivastava	1	1	0
Robert Elliot	1	1	0

DISCLAIMER : This Report is **PRIVATE & CONFIDENTIAL** and it is prepared at the request of and for its use by the Subscriber only. The Subscriber shall use the contents of the Report merely as an aid to its business. Mira Inform Private Limited ("MIPL") has collated information/data in the Report, which have not been verified unless otherwise specifically mentioned in the Report. The Subscriber shall independently verify the accuracy and correctness of the information/data before in any way acting upon the same. MIPL shall not be liable for any harm, injury, loss or damage caused to the Subscriber due to default by the Subscriber's debtors/beneficiaries in fulfilling their obligations of any nature whatsoever. This Report or any of its portion shall not be used as a documentary evidence or otherwise before any investigative agencies or forum of law. This Report is confidential and proprietary to MIPL. The Subscriber and/or any other person(s) may not reproduce, publish or disclose any of the contents of the Report to others without the express authorization of MIPL. This Report is prepared and issued to the Subscriber without any risk, responsibility or liability on the part of MIPL or its officials.

ROWTECH LIMITED - 524743

PAGE NO. : 12

Ankit Mahendra Khare	0	1	0
Total Persons With Significant Control	1	Total Statements	0
Active	1	Active	0
Ceased	0	Ceased	0

ACTIVE PERSONS WITH SIGNIFICANT CONTROL

Name	Sameer Shrivastava	Kind	Individual Person With Significant Control
Address	33 Alfred Place, Fitzrovia, London	Country Of Residence	India
Post Code	WC1E 7DP	Nationality	Indian
Date of Birth	11/1971	Notified On	01/07/2016
Nature Of Control	Ownership of shares - above 75%		

CEASED PERSONS WITH SIGNIFICANT CONTROL

No Ceased Persons With Significant Control To Display

ACTIVE STATEMENTS

No Active Statements To Display

CEASED STATEMENTS

No Ceased Statements To Display

DISCLAIMER : This Report is **PRIVATE & CONFIDENTIAL** and it is prepared at the request of and for its use by the Subscriber only. The Subscriber shall use the contents of the Report merely as an aid to its business. Mira Inform Private Limited ("MIPL") has collated information/data in the Report, which have not been verified unless otherwise specifically mentioned in the Report. The Subscriber shall independently verify the accuracy and correctness of the information/data before in any way acting upon the same. MIPL shall not be liable for any harm, injury, loss or damage caused to the Subscriber due to default by the Subscriber's debtors/beneficiaries in fulfilling their obligations of any nature whatsoever. This Report or any of its portion shall not be used as a documentary evidence or otherwise before any investigative agencies or forum of law. This Report is confidential and proprietary to MIPL. The Subscriber and/or any other person(s) may not reproduce, publish or disclose any of the contents of the Report to others without the express authorization of MIPL. This Report is prepared and issued to the Subscriber without any risk, responsibility or liability on the part of MIPL or its officials.

FOREIGN EXCHANGE RATES

Currency	Unit	Indian Rupees
US Dollar	1	INR 68.95
UK Pound	1	INR 88.19
Euro	1	INR 78.99
GBP	1	INR 88.23

Note : Above are approximate rates obtained from sources believed to be correct

INFORMATION DETAILS

Analysis Done by :	PRI
Report Prepared by :	KET

DISCLAIMER : This Report is **PRIVATE & CONFIDENTIAL** and it is prepared at the request of and for its use by the Subscriber only. The Subscriber shall use the contents of the Report merely as an aid to its business. Mira Inform Private Limited ("MIPL") has collated information/data in the Report, which have not been verified unless otherwise specifically mentioned in the Report. The Subscriber shall independently verify the accuracy and correctness of the information/data before in any way acting upon the same. MIPL shall not be liable for any harm, injury, loss or damage caused to the Subscriber due to default by the Subscriber's debtors/beneficiaries in fulfilling their obligations of any nature whatsoever. This Report or any of its portion shall not be used as a documentary evidence or otherwise before any investigative agencies or forum of law. This Report is confidential and proprietary to MIPL. The Subscriber and/or any other person(s) may not reproduce, publish or disclose any of the contents of the Report to others without the express authorization of MIPL. This Report is prepared and issued to the Subscriber without any risk, responsibility or liability on the part of MIPL or its officials.

RATING EXPLANATIONS

Credit Rating	Explanation	Rating Comments
A++	Minimum Risk	Business dealings permissible with minimum risk of default
A+	Low Risk	Business dealings permissible with low risk of default
A	Acceptable Risk	Business dealings permissible with moderate risk of default
B	Medium Risk	Business dealings permissible on a regular monitoring basis
C	Medium High Risk	Business dealings permissible preferably on secured basis
D	High Risk	Business dealing not recommended or on secured terms only
NB	New Business	No recommendation can be done due to business in infancy stage
NT	No Trace	No recommendation can be done as the business is not traceable

NB is stated where there is insufficient information to facilitate rating. However, it is not to be considered as unfavourable.

This score serves as a reference to assess SC's credit risk and to set the amount of credit to be extended. It is calculated from a composite of weighted scores obtained from each of the major sections of this report. The assessed factors are as follows:

- Financial condition covering various ratios
- Company background and operations size
- Promoters / Management background
- Payment record
- Litigation against the subject
- Industry scenario / competitor analysis
- Supplier / Customer / Banker review (wherever available)