

**MIRA INFORM REPORT**

<b>Report No. :</b>	524194
<b>Report Date :</b>	11.08.2018

**IDENTIFICATION DETAILS**

<b>Name :</b>	SHREE SARAIWWALAA AGRR REFINERIES LIMITED (w.e.f. 02.05.2018)
<b>Formerly Known As :</b>	SARAIWWALAA AGRR REFINERIES LIMITED SARAIWALA AGRO REFINERIES LIMITED (w.e.f. 05.06.2002) SARAIWALA AGRO REFINERIES PRIVATE LIMITED
<b>Registered Office :</b>	Plot No.268, Sri Krupa Market, Mahaboob Mansion, Malakpet, Hyderabad - 500 036, Telangana
<b>Tel. No.:</b>	91-40-67284462
<b>Country :</b>	India
<b>Financials (as on) :</b>	31.03.2017
<b>Date of Incorporation :</b>	26.02.1999
<b>CIN No.:</b> [Company Identification No.]	U15143TG1999PLC031223
<b>Capital Investment / Paid-up Capital :</b>	INR 107.070 Million
<b>PAN No.:</b> [Permanent Account No.]	AAFCS6410C
<b>GSTN :</b> [Goods & Service Tax Registration No.]	29AAFCS6410C1ZL (Karnataka) 33AAFCS6410C2ZV (Tamilnadu) 36AAFCS6410C1ZQ (Telangana) 37AAFCS6410C1ZO (Andhra Pradesh) 27AAFCS6410C1ZP (Maharashtra)
<b>Legal Form :</b>	A Closely Held Public Limited Liability Company
<b>Line of Business :</b>	Subject is engaged in the manufacturer of the finest Edible Oils & Fats, Rice and Rava products. (Registered Activity)
<b>No. of Employees :</b>	Information declined by the management

**DISCLAIMER :** This Report is **PRIVATE & CONFIDENTIAL** and it is prepared at the request of and for its use by the Subscriber only. The Subscriber shall use the contents of the Report merely as an aid to its business. Mira Inform Private Limited ("MIPL") has collated information/data in the Report, which have not been verified unless otherwise specifically mentioned in the Report. The Subscriber shall independently verify the accuracy and correctness of the information/data before in any way acting upon the same. MIPL shall not be liable for any harm, injury, loss or damage caused to the Subscriber due to default by the Subscriber's debtors/beneficiaries in fulfilling their obligations of any nature whatsoever. This Report or any of its portion shall not be used as a documentary evidence or otherwise before any investigative agencies or forum of law. This Report is confidential and proprietary to MIPL. The Subscriber and/or any other person(s) may not reproduce, publish or disclose any of the contents of the Report to others without the express authorization of MIPL. This Report is prepared and issued to the Subscriber without any risk, responsibility or liability on the part of MIPL or its officials.

**RATING & COMMENTS**

(Mira Inform has adopted New Rating mechanism w.e.f. 23<sup>rd</sup> January 2017)

<b>MIRA's Rating :</b>	A
------------------------	---

Credit Rating	Explanation	Rating Comments
A	Acceptable Risk	Business dealings permissible with moderate risk of default

<b>Status :</b>	Good
<b>Payment Behaviour :</b>	Usually correct
<b>Litigation :</b>	Clear
<b>Comments :</b>	<p>Subject was incorporated in the year 1999. It is a manufacturer of edible oil (Other Sources).</p> <p>For the financial year 2017, the company has achieved revenue growth 7.34% as compared to the previous year but has reported a low profit margin of 0.23%.</p> <p>The sound financial profile of the company is marked by sufficient net worth base along with negligible debt balance sheet profile.</p> <p>Rating takes into account the subject's long established track record of business operations along with extensive experience of its promoters.</p> <p>Payment seems to be usually correct.</p> <p>In view of aforesaid, the company can be considered for business dealings at usual trade terms and conditions.</p>

**NOTES :**

Any query related to this report can be made on e-mail : [infodept@mirainform.com](mailto:infodept@mirainform.com) while quoting report number, name and date.

**ECGC Country Risk Classification List**

Country Name	Previous Rating (31.12.2017)	Current Rating (01.04.2018)
India	A1	A1

Risk Category	ECGC Classification
Insignificant	A1
Low Risk	A2
Moderately Low Risk	B1
Moderate Risk	B2

**DISCLAIMER :** This Report is **PRIVATE & CONFIDENTIAL** and it is prepared at the request of and for its use by the Subscriber only. The Subscriber shall use the contents of the Report merely as an aid to its business. Mira Inform Private Limited ("MIPL") has collated information/data in the Report, which have not been verified unless otherwise specifically mentioned in the Report. The Subscriber shall independently verify the accuracy and correctness of the information/data before in any way acting upon the same. MIPL shall not be liable for any harm, injury, loss or damage caused to the Subscriber due to default by the Subscriber's debtors/beneficiaries in fulfilling their obligations of any nature whatsoever. This Report or any of its portion shall not be used as a documentary evidence or otherwise before any investigative agencies or forum of law. This Report is confidential and proprietary to MIPL. The Subscriber and/or any other person(s) may not reproduce, publish or disclose any of the contents of the Report to others without the express authorization of MIPL. This Report is prepared and issued to the Subscriber without any risk, responsibility or liability on the part of MIPL or its officials.

Moderately High Risk	C1
High Risk	C2
Very High Risk	D

**EXTERNAL AGENCY RATING**

<b>Rating Agency Name</b>	Not Available
<b>Rating</b>	Not Available
<b>Rating Explanation</b>	Not Available
<b>Date</b>	Not Available

**RBI DEFAULTERS' LIST STATUS**

Subject's name is not enlisted as a defaulter in the publicly available RBI Defaulters' list.

**EPF (Employee Provident Fund) DEFAULTERS' LIST STATUS**

Subject's name is not enlisted as a defaulter in the publicly available EPF (Employee Provident Fund) Defaulters' list as of 31-03-2018.

**BIFR (Board for Industrial & Financial Reconstruction) LISTING STATUS**

Subject's name is not listed as a Sick Unit in the publicly available BIFR (Board for Industrial & Financial Reconstruction) list as of 11.08.2018

**IBBI (Insolvency and Bankruptcy Board of India) LISTING STATUS**

Subject's name is not listed in the publicly available IBBI (Insolvency and Bankruptcy Board of India) list as of report date.

**INFORMATION DENIED**

**MANAGEMENT NON-COOPERATIVE (Tel. No.: 91-40-67284462)**

**(Tel. No.: 91-40-67284444 - Ringing)**

**DISCLAIMER** : This Report is **PRIVATE & CONFIDENTIAL** and it is prepared at the request of and for its use by the Subscriber only. The Subscriber shall use the contents of the Report merely as an aid to its business. Mira Inform Private Limited ("MIPL") has collated information/data in the Report, which have not been verified unless otherwise specifically mentioned in the Report. The Subscriber shall independently verify the accuracy and correctness of the information/data before in any way acting upon the same. MIPL shall not be liable for any harm, injury, loss or damage caused to the Subscriber due to default by the Subscriber's debtors/beneficiaries in fulfilling their obligations of any nature whatsoever. This Report or any of its portion shall not be used as a documentary evidence or otherwise before any investigative agencies or forum of law. This Report is confidential and proprietary to MIPL. The Subscriber and/or any other person(s) may not reproduce, publish or disclose any of the contents of the Report to others without the express authorization of MIPL. This Report is prepared and issued to the Subscriber without any risk, responsibility or liability on the part of MIPL or its officials.

**LOCATIONS**

<b>Registered Office :</b>	Plot No.268, Sri Krupa Market, Mahaboob Mansion, Malakpet, Hyderabad - 500 036, Telangana, India
<b>Tel. No.:</b>	91-40-67284444-54/ 67284462
<b>Fax No.:</b>	91-40-67284455
<b>E-Mail :</b>	<a href="mailto:cs@saraiwwalaa.com">cs@saraiwwalaa.com</a> <a href="mailto:info@saraiwwalaa.com">info@saraiwwalaa.com</a>
<b>Website :</b>	<a href="http://www.saraiwwalaa.com">www.saraiwwalaa.com</a>
<b>Production Unit</b>	
<b>Unit 1 :</b>	<b>Edible Oils Division</b>  460/2, Plot No1, 1A 2, 1 and 12, Mankhal, APIIC, IDA, Maheshwaram Mandal, District-Ranga Reddy, Telangana, India
<b>Unit 2 :</b>	<b>Rice Milling</b>  4 Plot No.5 in SY No.460/ 2, 461, 462/ 2 and 472 to 482, Mankhal, IDA, Maheshwaram, Ranga Reddy District-Telangana.
<b>Unit 3 :</b>	<b>Edible Oils Division</b>  Sy.No. 255,256,257/1,257/2,2, 271, 273, of Epuru – 1B Village, Nellore District: Krishnapatnam, Andhra Pradesh, India
<b>Unit 4 :</b>	Epuru-18, Pantapalen-V, Muthykur Mandal, Krishnapatnam Post Road, Nellore – 524344, Andhra Pradesh, India
<b>Depots:-</b>	<b>Located at:</b>  <ul style="list-style-type: none"> <li>• Telangana</li> <li>• Andhra Pradesh</li> <li>• Maharashtra</li> </ul>
<b>CFA'S At Karnataka :</b>	<b>Located At:</b>  <ul style="list-style-type: none"> <li>• Bangalore</li> <li>• Hubli</li> <li>• Mysore</li> <li>• Bellary</li> <li>• Belgaum</li> <li>• Gulbarga</li> <li>• Davangere</li> <li>• Tumkur</li> </ul>

<b>CFA'S At Maharashtra :</b>	<b>Located at:</b>
	<ul style="list-style-type: none"> <li>• Waid</li> <li>• Tal- Haveli</li> <li>• Umerga</li> </ul>

**DIRECTORS**

As on 31.03.2018

<b>Name :</b>	Mr. Ravinder Kumar Gupta		
<b>Designation :</b>	Managing Director		
<b>Address :</b>	16-11-20/1/25, Saleem Nagar, Malakpet, Hyderabad – 500036, Telangana, India		
<b>Date of Birth/Age :</b>	21.01.1972		
<b>Qualification :</b>	B.Com		
<b>Date of Appointment :</b>	26.02.1999		
<b>PAN No.:</b>	AEHPG8296F		
<b>DIN No.:</b>	00237357		
<b>Other Directorship:</b>			
<b>CIN/FCRN</b>	<b>Company Name</b>	<b>Begin Date</b>	<b>End Date</b>
U15400TG2015PTC102043	S. V. REFINERIES PRIVATE LIMITED	05/07/2018	-
<b>Name :</b>	Mr. Pawan Kumar Gupta		
<b>Designation :</b>	Whole-time Director		
<b>Address :</b>	16-11-20/1/25, Saleem Nagar Colony, Malakpet, Hyderabad – 500036, Telangana, India		
<b>Date of Birth/Age :</b>	24.12.1969		
<b>Qualification :</b>	B.Com		
<b>Date of Appointment :</b>	26.02.1999		
<b>PAN No.:</b>	AEHPG8298M		
<b>DIN No.:</b>	00237513		
<b>Name :</b>	Mr. Kamal Kishore Gupta		
<b>Designation :</b>	Director		
<b>Address :</b>	16-11-20/1/25, Saleem Nagar Colony, Malakpet, Hyderabad – 500036, Telangana, India		
<b>Date of Birth/Age :</b>	08.09.1962		
<b>Date of Appointment :</b>	28.07.2007		
<b>PAN No.:</b>	AEIPG1488G		
<b>DIN No.:</b>	00237559		
<b>Other Directorship:</b>			

CIN/FCRN	Company Name	Begin Date	End Date
U15400TG2015PTC102043	S. V. REFINERIES PRIVATE LIMITED	05/07/2018	-
U15149TG2016PTC110479	APRAJITHA REFINERIES PRIVATE LIMITED	23/06/2016	-
U15130TG2016PTC110746	EKAASHARA REFINERIES PRIVATE LIMITED	06/07/2016	-
<b>Name :</b> Mr. Anjani Kumar Gupta			
<b>Designation :</b> Whole-time Director			
<b>Address :</b> 16-11-20/1/25, Saleem Nagar Colony, Malakpet, Hyderabad – 500036, Telangana, India			
<b>Date of Birth/Age :</b> 28.08.1984			
<b>Qualification :</b> B. Com			
<b>Date of Appointment :</b> 01.06.2004			
<b>PAN No.:</b> AGZPG8103H			
<b>DIN No.:</b> 00237604			
<b>Name :</b> Mr. Anuj Agarwal			
<b>Designation :</b> Director			
<b>Address :</b> 18-5-447, Makal Band, Aliyabad, Hyderabad – 500053, Telangana, India			
<b>Date of Appointment :</b> 28.03.2015			
<b>DIN No.:</b> 03092274			
<b>Name :</b> Mr. Arvind Kumar			
<b>Designation :</b> Director			
<b>Address :</b> 18-4-143/A/61, Aliyabad, Kalvagadda, Hyderabad – 500053, Telangana, India			
<b>Date of Appointment :</b> 28.03.2015			
<b>DIN No.:</b> 07052540			

**MAJOR SHAREHOLDERS / SHAREHOLDING PATTERN**

As on 31.03.2017

Names of Shareholders	No. of Shares
Ravinder Kumar Gupta	750253
Pawan Kumar Gupta	748768
Kamal Kishore Gupta	737669
Kamal Kishore Gupta (HUF)	563700
Beena Gupta	946600
Laxmi Devi Gupta	883350
Sumanlata Gupta	931500
Sandhya Gupta	780400
Tulsi Ram Gupta (HUF)	100000
Pawan Kumar Gupta (HUF)	381000
Ravinder Kumar Gupta (HUF)	741833
Anjani Kumar Gupta	616100
Esha Gupta	947810
Venus Dealing Private Limited, India	1200948

**DISCLAIMER :** This Report is **PRIVATE & CONFIDENTIAL** and it is prepared at the request of and for its use by the Subscriber only. The Subscriber shall use the contents of the Report merely as an aid to its business. Mira Inform Private Limited ("MIPL") has collated information/data in the Report, which have not been verified unless otherwise specifically mentioned in the Report. The Subscriber shall independently verify the accuracy and correctness of the information/data before in any way acting upon the same. MIPL shall not be liable for any harm, injury, loss or damage caused to the Subscriber due to default by the Subscriber's debtors/beneficiaries in fulfilling their obligations of any nature whatsoever. This Report or any of its portion shall not be used as a documentary evidence or otherwise before any investigative agencies or forum of law. This Report is confidential and proprietary to MIPL. The Subscriber and/or any other person(s) may not reproduce, publish or disclose any of the contents of the Report to others without the express authorization of MIPL. This Report is prepared and issued to the Subscriber without any risk, responsibility or liability on the part of MIPL or its officials.

**SHREE SARAIWWALAA AGRR REFINERIES LIMITED - 524194**

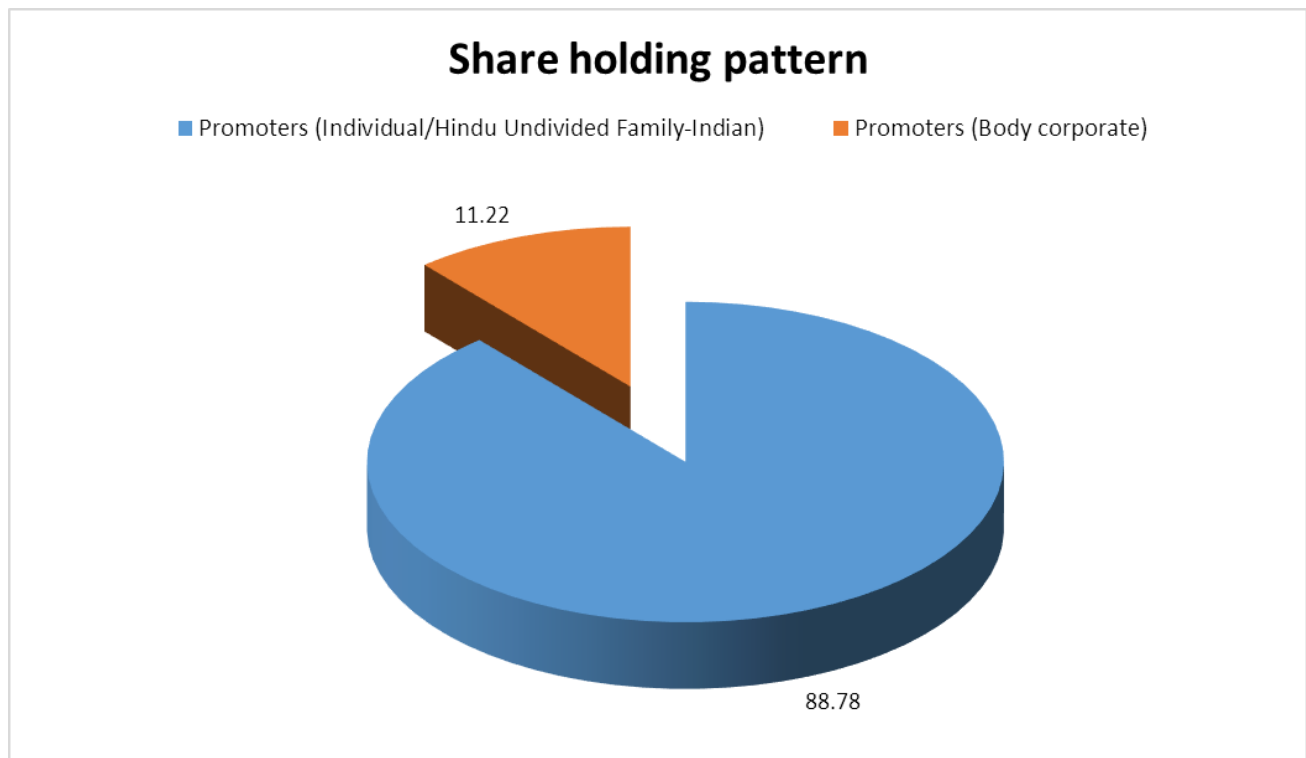
**PAGE NO. : 7**

Anjani Kumar Gupta (HUF)		377037
<b>Total</b>		<b>10706968</b>

**Equity Share Break up (Percentage of Total Equity)**

**As on 29.09.2017**

Category	Percentage
Promoters (Individual/Hindu Undivided Family-Indian)	88.78
Promoters (Body corporate)	11.22
<b>Total</b>	<b>100.00</b>



**BUSINESS DETAILS**

<b>Line of Business :</b>	Subject is engaged in the manufacturer of the finest Edible Oils & Fats, Rice and Rava products. (Registered Activity)	
<b>Products/ Services :</b>	<b>Item Code No.</b>	<b>Product/ Services Description</b>
	15119010	Refined bleached deodorised palm oil
	10063010	Rice, parboiled

**DISCLAIMER :** This Report is **PRIVATE & CONFIDENTIAL** and it is prepared at the request of and for its use by the Subscriber only. The Subscriber shall use the contents of the Report merely as an aid to its business. Mira Inform Private Limited ("MIPL") has collated information/data in the Report, which have not been verified unless otherwise specifically mentioned in the Report. The Subscriber shall independently verify the accuracy and correctness of the information/data before in any way acting upon the same. MIPL shall not be liable for any harm, injury, loss or damage caused to the Subscriber due to default by the Subscriber's debtors/beneficiaries in fulfilling their obligations of any nature whatsoever. This Report or any of its portion shall not be used as a documentary evidence or otherwise before any investigative agencies or forum of law. This Report is confidential and proprietary to MIPL. The Subscriber and/or any other person(s) may not reproduce, publish or disclose any of the contents of the Report to others without the express authorization of MIPL. This Report is prepared and issued to the Subscriber without any risk, responsibility or liability on the part of MIPL or its officials.

<b>Brand Names :</b>	<ul style="list-style-type: none"> <li>• Saraiwwalaa's</li> <li>• Naturalle</li> <li>• Sri Krishna Drop</li> <li>• Ruchiraa</li> </ul>
<b>Agencies Held :</b>	Not Available
<b>Exports :</b>	Not Divulged
<b>Imports :</b>	Not Divulged
<b>Terms :</b>	Not Divulged

**PRODUCTION STATUS NOT AVAILABLE**

**GENERAL INFORMATION**

<b>Suppliers :</b>	<b>Reference :</b>	Not Divulged
	<b>Name of the Person :</b>	--
	<b>Contact No.:</b>	--
	<b>Since How Long Known :</b>	--
	<b>Maximum Limit Dealt :</b>	--
	<b>Experience :</b>	--
	<b>Remark:</b>	--
<b>Customers :</b>	<b>Reference :</b>	Not Divulged
	<b>Name of the Person :</b>	--
	<b>Contact No.:</b>	--
	<b>Since How Long Known :</b>	--
	<b>Maximum Limit Dealt :</b>	--
	<b>Experience :</b>	--
	<b>Remark:</b>	--
<b>No. of Employees :</b>	Information declined by the management	
<b>Bankers :</b>	<b>Bank Name</b>	HDFC Bank Limited
	<b>Branch</b>	HDFC Bank House, Senapati Bapat Marg, Lower Parel (West), Mumbai – 400013, Maharashtra, India
	<b>Person Name (With Designation)</b>	--
	<b>Contact Number</b>	--
	<b>Name of Account Holder</b>	--
	<b>Account Number</b>	--
	<b>Account Since (Date/Year of Account Opening)</b>	--
	<b>Average Balance Maintained</b>	--

**DISCLAIMER :** This Report is **PRIVATE & CONFIDENTIAL** and it is prepared at the request of and for its use by the Subscriber only. The Subscriber shall use the contents of the Report merely as an aid to its business. Mira Inform Private Limited ("MIPL") has collated information/data in the Report, which have not been verified unless otherwise specifically mentioned in the Report. The Subscriber shall independently verify the accuracy and correctness of the information/data before in any way acting upon the same. MIPL shall not be liable for any harm, injury, loss or damage caused to the Subscriber due to default by the Subscriber's debtors/beneficiaries in fulfilling their obligations of any nature whatsoever. This Report or any of its portion shall not be used as a documentary evidence or otherwise before any investigative agencies or forum of law. This Report is confidential and proprietary to MIPL. The Subscriber and/or any other person(s) may not reproduce, publish or disclose any of the contents of the Report to others without the express authorization of MIPL. This Report is prepared and issued to the Subscriber without any risk, responsibility or liability on the part of MIPL or its officials.

	(If Possible)		
	Credit Facilities Enjoyed (If any)	--	
	Account Operation	--	
	Remarks (If any)	--	
	<ul style="list-style-type: none"> <li>• Yes Bank Limited, 9th Floor, Nehru Centre, Discovery of India, Dr. Annie Besant Road, Worli, Mumbai – 400018, Maharashtra, India</li> <li>• Kotak Mahindra Prime Limited, 27BKC, C 27, G Block, Bandra Kurla Complex, Bandra (East), Mumbai – 400051, Maharashtra, India</li> </ul>		
Facilities :	Secured Loan	31.03.2017 (INR in Million)	31.03.2016 (INR in Million)
	Long-term Borrowings		
	Other loans and advances	27.327	42.129
	Rupee term loans from banks	0.000	100.677
	Short-term borrowings		
	Working capital loans from banks	1012.078	1258.661
	<b>Total</b>	<b>1039.405</b>	<b>1401.467</b>

<b>Auditors :</b>	
<b>Name :</b>	Naresh Chand Agarwal and Company Chartered Accountants
<b>Address :</b>	No. 6, 2nd Floor, Hydri Complex, 5-5-109 to 132, Pan Bazar, Ranigunj, Secunderabad – 500003, Telangana, India
<b>Income-tax PAN of auditor or auditor's firm :</b>	AAQPA1231K
<b>Memberships :</b>	Not Available
<b>Collaborators :</b>	Not Available
<b>Enterprises which are owned, or have significant influence of or are partners with Key management personnel and their relatives :</b>	<ul style="list-style-type: none"> <li>• Ravindra Kumar Gupta HUF</li> <li>• Kamal Kishore Gupta HUF</li> <li>• Gupta Trade Associates</li> <li>• Venkateshwara Poly Packaging (India) Private Limited</li> <li>• S A Global Trading Pte. Limited</li> <li>• S. V. Refineries Private Limited</li> <li>• Bansal Moulding Industries</li> <li>• Jagdamba Polymers</li> <li>• Vishnu Packaging</li> <li>• Nikhil Polymers</li> </ul>
<b>Associate concern of relative to Director :</b>	Payal Agencies

**CAPITAL STRUCTURE**

As on 29.09.2017

**Authorised Capital :**

No. of Shares	Type	Value	Amount
14000000	Equity Shares	INR 10/- each	INR 140.000 Million

**Issued, Subscribed & Paid-up Capital :**

No. of Shares	Type	Value	Amount
10706968	Equity Shares	INR 10/- each	INR 107.070 Million

**FINANCIAL DATA**  
*[all figures are in INR Million]*

**ABRIDGED BALANCE SHEET**

<b>SOURCES OF FUNDS</b>	<b>31.03.2017</b>	<b>31.03.2016</b>	<b>31.03.2015</b>
<b>I. EQUITY AND LIABILITIES</b>			
(1) Shareholders' Funds			
(a) Share Capital	107.070	107.070	107.070
(b) Reserves and Surplus	1940.137	1885.486	1730.211
(c) Money received against share warrants	0.000	0.000	0.000
(2) Share Application money pending allotment	0.000	0.000	0.000
<b>Total Shareholders' Funds (1) + (2)</b>	<b>2047.207</b>	<b>1992.556</b>	<b>1837.281</b>
(3) Non-Current Liabilities			
(a) long-term borrowings	1225.462	1296.677	1485.724
(b) Deferred tax liabilities (Net)	216.704	222.866	228.880
(c) Other long-term liabilities	0.000	0.000	0.000
(d) long-term provisions	0.000	0.000	0.000
<b>Total Non-current Liabilities (3)</b>	<b>1442.166</b>	<b>1519.543</b>	<b>1714.604</b>
(4) Current Liabilities			
(a) Short-term borrowings	1012.078	1258.661	941.846
(b) Trade payables	6300.336	5468.324	4820.323
(c) Other current liabilities	523.821	637.417	286.815
(d) Short-term provisions	2.097	36.444	0.032
<b>Total Current Liabilities (4)</b>	<b>7838.332</b>	<b>7400.846</b>	<b>6049.016</b>
<b>TOTAL</b>	<b>11327.705</b>	<b>10912.945</b>	<b>9600.901</b>
<b>II. ASSETS</b>			
(1) Non-current assets			
(a) Fixed Assets			
(i) Tangible assets	1616.475	1704.133	1855.416
(ii) Intangible Assets	421.850	297.132	80.618
(iii) Tangible assets capital work-in-progress	0.000	28.464	8.002
(iv) Intangible assets under development	0.000	0.000	0.000
(b) Non-current Investments	7.732	7.732	7.732
(c) Deferred tax assets (net)	0.000	0.000	0.000
(d) Long-term loans and advances	50.018	73.097	34.938
(e) Other Non-current assets	0.000	9.994	8.445
<b>Total Non-Current Assets</b>	<b>2096.075</b>	<b>2120.552</b>	<b>1995.151</b>

**DISCLAIMER** : This Report is **PRIVATE & CONFIDENTIAL** and it is prepared at the request of and for its use by the Subscriber only. The Subscriber shall use the contents of the Report merely as an aid to its business. Mira Inform Private Limited ("MIPL") has collated information/data in the Report, which have not been verified unless otherwise specifically mentioned in the Report. The Subscriber shall independently verify the accuracy and correctness of the information/data before in any way acting upon the same. MIPL shall not be liable for any harm, injury, loss or damage caused to the Subscriber due to default by the Subscriber's debtors/beneficiaries in fulfilling their obligations of any nature whatsoever. This Report or any of its portion shall not be used as a documentary evidence or otherwise before any investigative agencies or forum of law. This Report is confidential and proprietary to MIPL. The Subscriber and/or any other person(s) may not reproduce, publish or disclose any of the contents of the Report to others without the express authorization of MIPL. This Report is prepared and issued to the Subscriber without any risk, responsibility or liability on the part of MIPL or its officials.

**SHREE SARAIWALAA AGRR REFINERIES LIMITED - 524194**

**PAGE NO. : 12**

(2) Current assets			
(a) Current investments	0.000	0.000	0.000
(b) Inventories	3430.889	3464.260	3763.003
(c) Trade receivables	4818.411	4186.162	2987.201
(d) Cash and bank balances	307.086	483.882	308.219
(e) Short-term loans and advances	675.244	590.800	547.327
(f) Other current assets	0.000	67.289	0.000
<b>Total Current Assets</b>	<b>9231.630</b>	<b>8792.393</b>	<b>7605.750</b>
<b>TOTAL</b>	<b>11327.705</b>	<b>10912.945</b>	<b>9600.901</b>

**PROFIT & LOSS ACCOUNT**

	<b>PARTICULARS</b>	<b>31.03.2017</b>	<b>31.03.2016</b>	<b>31.03.2015</b>
	<b>SALES</b>			
	Total Revenue from operations	23306.695	21712.042	21187.245
	Other Income	139.532	44.423	19.710
	<b>TOTAL</b>	<b>23446.227</b>	<b>21756.465</b>	<b>21206.955</b>
<b>Less</b>	<b>EXPENSES</b>			
	Cost of Materials Consumed	22051.929	19300.120	19735.526
	Changes in inventories of finished goods, work-in-progress and Stock-in-Trade	(408.727)	413.406	(562.262)
	Employee benefit expense	157.600	182.861	135.215
	CSR expenditure	2.710	0.260	0.000
	Other expenses	1025.945	1084.847	1192.914
	Prior period items before tax	0.181	1.058	2.144
	<b>TOTAL</b>	<b>22829.638</b>	<b>20982.552</b>	<b>20503.537</b>
	<b>PROFIT/ (LOSS) BEFORE INTEREST, TAX, DEPRECIATION AND AMORTISATION</b>	<b>616.589</b>	<b>773.913</b>	<b>703.418</b>
<b>Less</b>	<b>FINANCIAL EXPENSES</b>	243.085	296.183	222.202
	<b>PROFIT / (LOSS) BEFORE TAX, DEPRECIATION AND AMORTISATION</b>	<b>373.504</b>	<b>477.730</b>	<b>481.216</b>
<b>Less/ Add</b>	<b>DEPRECIATION/ AMORTISATION</b>	282.336	231.420	174.476
	<b>PROFIT/ (LOSS) BEFORE TAX</b>	<b>91.168</b>	<b>246.310</b>	<b>306.740</b>
<b>Less</b>	<b>TAX</b>	36.517	91.034	107.411
	<b>PROFIT/ (LOSS) AFTER TAX</b>	<b>54.651</b>	<b>155.276</b>	<b>199.329</b>

**DISCLAIMER** : This Report is **PRIVATE & CONFIDENTIAL** and it is prepared at the request of and for its use by the Subscriber only. The Subscriber shall use the contents of the Report merely as an aid to its business. Mira Inform Private Limited ("MIPL") has collated information/data in the Report, which have not been verified unless otherwise specifically mentioned in the Report. The Subscriber shall independently verify the accuracy and correctness of the information/data before in any way acting upon the same. MIPL shall not be liable for any harm, injury, loss or damage caused to the Subscriber due to default by the Subscriber's debtors/beneficiaries in fulfilling their obligations of any nature whatsoever. This Report or any of its portion shall not be used as a documentary evidence or otherwise before any investigative agencies or forum of law. This Report is confidential and proprietary to MIPL. The Subscriber and/or any other person(s) may not reproduce, publish or disclose any of the contents of the Report to others without the express authorization of MIPL. This Report is prepared and issued to the Subscriber without any risk, responsibility or liability on the part of MIPL or its officials.

**SHREE SARAIWALAA AGRR REFINERIES LIMITED - 524194**

**PAGE NO. : 13**

<b>EARNINGS IN FOREIGN CURRENCY</b>				
F.O.B. Value of Exports		31.460	229.338	550.125
<b>TOTAL EARNINGS</b>		<b>31.460</b>	<b>229.338</b>	<b>550.125</b>
<b>IMPORTS</b>				
Raw Materials		14696.763	12060.628	12217.407
<b>TOTAL IMPORTS</b>		<b>14696.763</b>	<b>12060.628</b>	<b>12217.407</b>
<b>Earnings / (Loss) Per Share (INR)</b>		<b>5.10</b>	<b>14.50</b>	<b>18.62</b>

**CURRENT MATURITIES OF LONG TERM DEBT DETAILS**

<b>Particulars</b>	<b>31.03.2017</b>	<b>31.03.2016</b>	<b>31.03.2015</b>
Current Maturities of Long term debt	121.979	147.715	110.468
Cash generated from operations	NA	NA	NA
Net cash flows from (used in) operations	717.905	758.239	364.208
Net cash flow from operating activities	535.693	616.768	215.586

**KEY RATIOS**

**EFFICIENCY RATIOS**

<b>PARTICULARS</b>	<b>31.03.2017</b>	<b>31.03.2016</b>	<b>31.03.2015</b>
Average Collection Days (Sundry Debtors / Income * 365 Days)	75.46	70.37	51.46
Account Receivables Turnover (Income / Sundry Debtors)	4.84	5.19	7.09
Average Payment Days (Sundry Creditors / Purchases * 365 Days)	104.28	103.42	89.15
Inventory Turnover (Operating Income / Inventories)	0.18	0.22	0.19
Asset Turnover (Operating Income / Net Fixed Assets)	0.30	0.38	0.36

**LEVERAGE RATIOS**

<b>PARTICULARS</b>	<b>31.03.2017</b>	<b>31.03.2016</b>	<b>31.03.2015</b>
Debt Ratio ((Borrowing + Current Liabilities) / Total Assets)	0.81	0.81	0.80

**DISCLAIMER** : This Report is **PRIVATE & CONFIDENTIAL** and it is prepared at the request of and for its use by the Subscriber only. The Subscriber shall use the contents of the Report merely as an aid to its business. Mira Inform Private Limited ("MIPL") has collated information/data in the Report, which have not been verified unless otherwise specifically mentioned in the Report. The Subscriber shall independently verify the accuracy and correctness of the information/data before in any way acting upon the same. MIPL shall not be liable for any harm, injury, loss or damage caused to the Subscriber due to default by the Subscriber's debtors/beneficiaries in fulfilling their obligations of any nature whatsoever. This Report or any of its portion shall not be used as a documentary evidence or otherwise before any investigative agencies or forum of law. This Report is confidential and proprietary to MIPL. The Subscriber and/or any other person(s) may not reproduce, publish or disclose any of the contents of the Report to others without the express authorization of MIPL. This Report is prepared and issued to the Subscriber without any risk, responsibility or liability on the part of MIPL or its officials.

**SHREE SARAIWALAA AGRR REFINERIES LIMITED - 524194**

**PAGE NO. : 14**

Debt Equity Ratio (Total Liability / Networth)	1.15	1.36	1.38
Current Liabilities to Networth (Current Liabilities / Net Worth)	3.83	3.71	3.29
Fixed Assets to Networth (Net Fixed Assets / Networth)	1.00	1.02	1.06
Interest Coverage Ratio (PBIT / Financial Charges)	2.54	2.61	3.17

**PROFITABILITY RATIOS**

PARTICULARS		31.03.2017	31.03.2016	31.03.2015
Net Profit Margin [(PAT / Sales) * 100]	%	0.23	0.72	0.94
Return on Total Assets ((PAT / Total Assets) * 100)	%	0.48	1.42	2.08
Return on Investment (ROI) ((PAT / Networth) * 100)	%	2.67	7.79	10.85

**SOLVENCY RATIOS**

PARTICULARS		31.03.2017	31.03.2016	31.03.2015
Current Ratio (Current Assets / Current Liabilities)		1.18	1.19	1.26
Quick Ratio ((Current Assets - Inventories) / Current Liabilities)		0.74	0.72	0.64
G-Score Ratio Financial (Networth / Total Assets)		0.18	0.18	0.19
G-Score Ratio Debt (Debts / Equity Capital)		22.04	25.25	23.70
G-Score Ratio Liquidity (Total Current Assets / Total Current Liabilities)		1.18	1.19	1.26

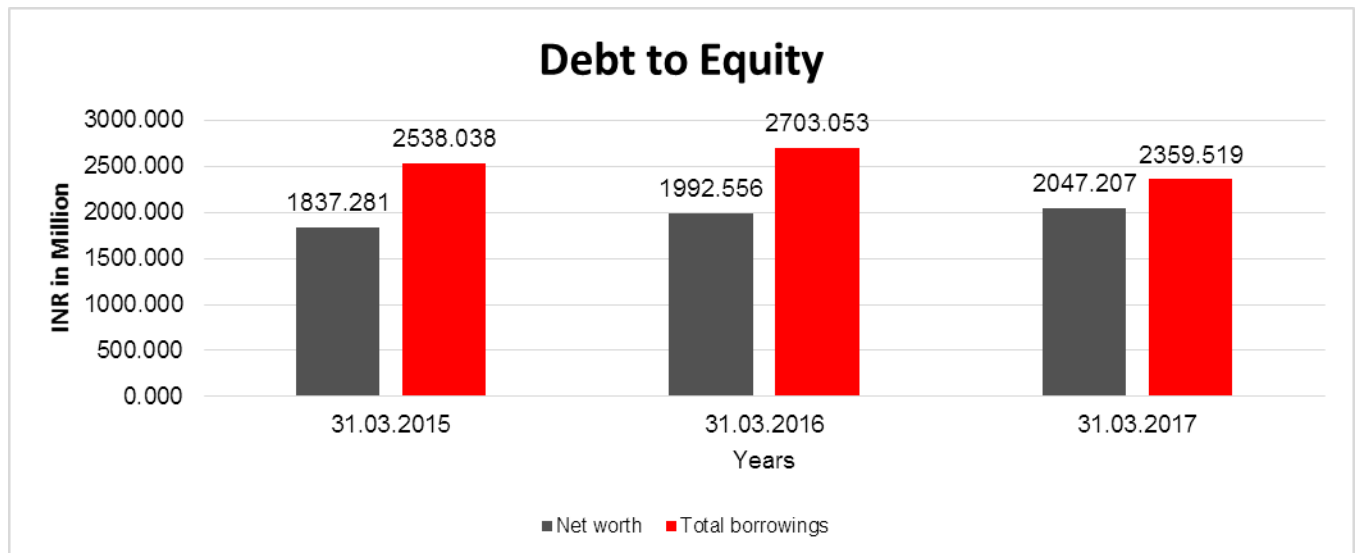
Total Liability = Short-term Debt + Long-term Debt + Current Maturities of Long-term debts

**DISCLAIMER** : This Report is **PRIVATE & CONFIDENTIAL** and it is prepared at the request of and for its use by the Subscriber only. The Subscriber shall use the contents of the Report merely as an aid to its business. Mira Inform Private Limited ("MIPL") has collated information/data in the Report, which have not been verified unless otherwise specifically mentioned in the Report. The Subscriber shall independently verify the accuracy and correctness of the information/data before in any way acting upon the same. MIPL shall not be liable for any harm, injury, loss or damage caused to the Subscriber due to default by the Subscriber's debtors/beneficiaries in fulfilling their obligations of any nature whatsoever. This Report or any of its portion shall not be used as a documentary evidence or otherwise before any investigative agencies or forum of law. This Report is confidential and proprietary to MIPL. The Subscriber and/or any other person(s) may not reproduce, publish or disclose any of the contents of the Report to others without the express authorization of MIPL. This Report is prepared and issued to the Subscriber without any risk, responsibility or liability on the part of MIPL or its officials.

**FINANCIAL ANALYSIS**  
*[all figures are in INR Million]*

**DEBT EQUITY RATIO**

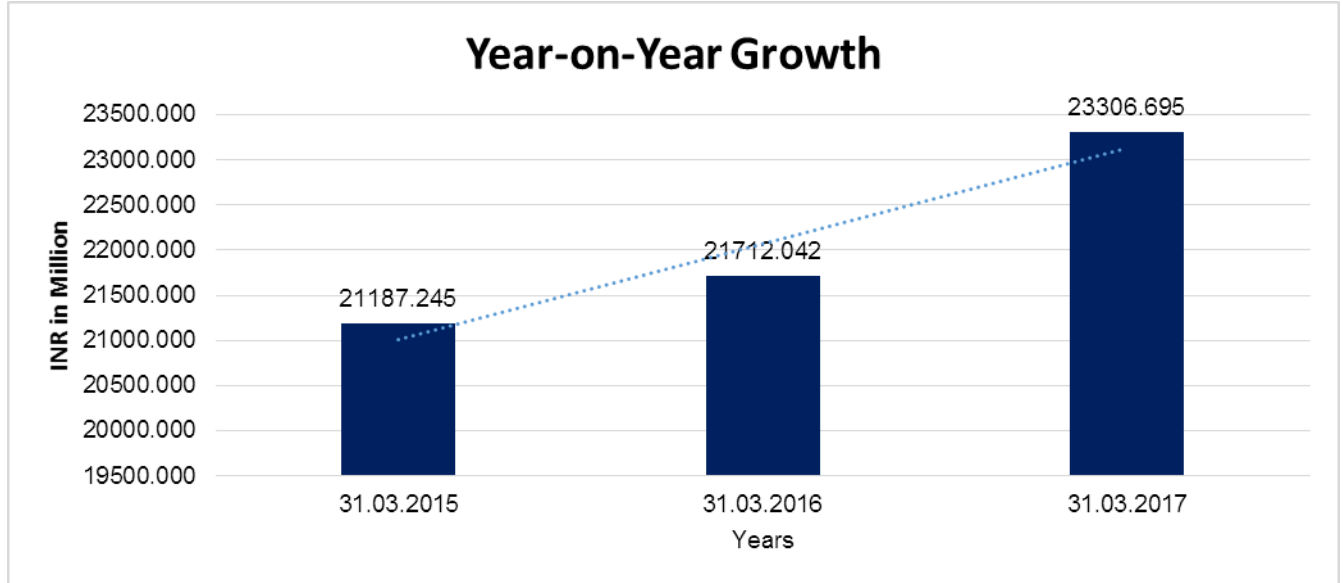
Particular	31.03.2015 (INR In Million)	31.03.2016 (INR In Million)	31.03.2017 (INR In Million)
Share Capital	107.070	107.070	107.070
Reserves & Surplus	1730.211	1885.486	1940.137
Money received against share warrants	0.000	0.000	0.000
Share Application money pending allotment	0.000	0.000	0.000
<b>Net worth</b>	<b>1837.281</b>	<b>1992.556</b>	<b>2047.207</b>
Long-term borrowings	1485.724	1296.677	1225.462
Short term borrowings	941.846	1258.661	1012.078
Current maturities of long-term debts	110.468	147.715	121.979
<b>Total borrowings</b>	<b>2538.038</b>	<b>2703.053</b>	<b>2359.519</b>
<b>Debt/Equity ratio</b>	<b>1.381</b>	<b>1.357</b>	<b>1.153</b>



**YEAR-ON-YEAR GROWTH**

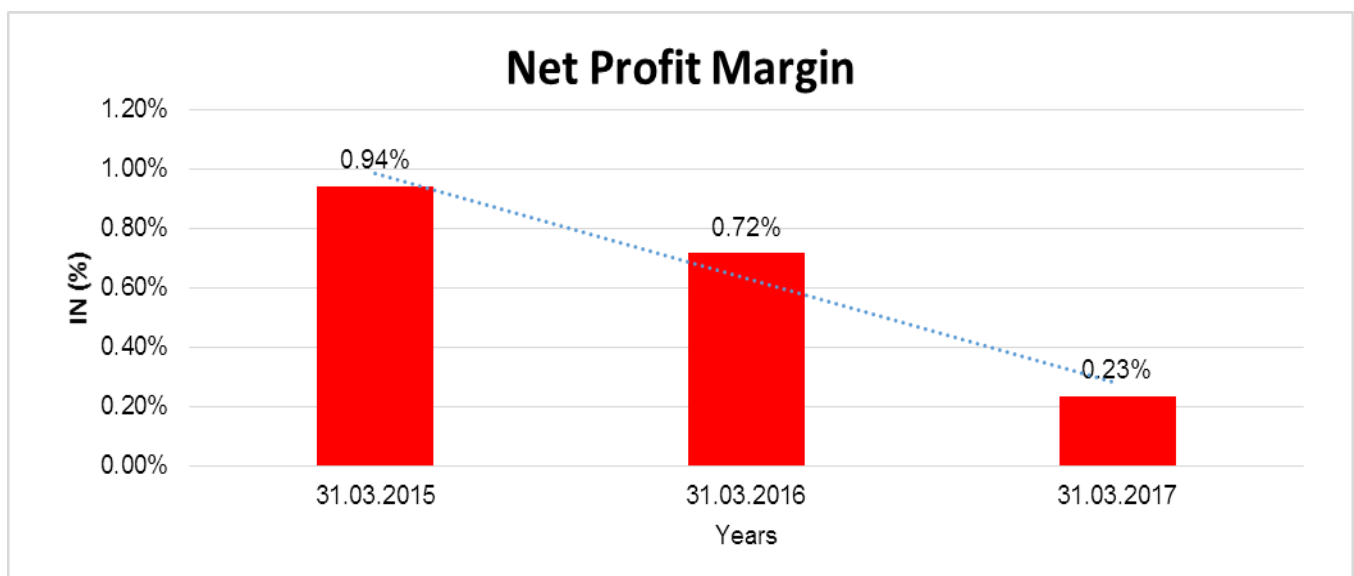
Year on Year Growth	31.03.2015 (INR In Million)	31.03.2016 (INR In Million)	31.03.2017 (INR In Million)
Sales	21187.245	21712.042	23306.695
		<b>2.477</b>	<b>7.345</b>

**DISCLAIMER** : This Report is **PRIVATE & CONFIDENTIAL** and it is prepared at the request of and for its use by the Subscriber only. The Subscriber shall use the contents of the Report merely as an aid to its business. Mira Inform Private Limited ("MIPL") has collated information/data in the Report, which have not been verified unless otherwise specifically mentioned in the Report. The Subscriber shall independently verify the accuracy and correctness of the information/data before in any way acting upon the same. MIPL shall not be liable for any harm, injury, loss or damage caused to the Subscriber due to default by the Subscriber's debtors/beneficiaries in fulfilling their obligations of any nature whatsoever. This Report or any of its portion shall not be used as a documentary evidence or otherwise before any investigative agencies or forum of law. This Report is confidential and proprietary to MIPL. The Subscriber and/or any other person(s) may not reproduce, publish or disclose any of the contents of the Report to others without the express authorization of MIPL. This Report is prepared and issued to the Subscriber without any risk, responsibility or liability on the part of MIPL or its officials.



**NET PROFIT MARGIN**

Net Profit Margin	31.03.2015 (INR In Million)	31.03.2016 (INR In Million)	31.03.2017 (INR In Million)
Sales	21187.245	21712.042	23306.695
Profit/ (Loss)	199.329	155.276	54.651
	<b>0.94%</b>	<b>0.72%</b>	<b>0.23%</b>



**DISCLAIMER** : This Report is **PRIVATE & CONFIDENTIAL** and it is prepared at the request of and for its use by the Subscriber only. The Subscriber shall use the contents of the Report merely as an aid to its business. Mira Inform Private Limited ("MIPL") has collated information/data in the Report, which have not been verified unless otherwise specifically mentioned in the Report. The Subscriber shall independently verify the accuracy and correctness of the information/data before in any way acting upon the same. MIPL shall not be liable for any harm, injury, loss or damage caused to the Subscriber due to default by the Subscriber's debtors/beneficiaries in fulfilling their obligations of any nature whatsoever. This Report or any of its portion shall not be used as a documentary evidence or otherwise before any investigative agencies or forum of law. This Report is confidential and proprietary to MIPL. The Subscriber and/or any other person(s) may not reproduce, publish or disclose any of the contents of the Report to others without the express authorization of MIPL. This Report is prepared and issued to the Subscriber without any risk, responsibility or liability on the part of MIPL or its officials.

**LOCAL AGENCY FURTHER INFORMATION**

Sr. No.	Check list by info agents	Available in Report (Yes/No)
1	Year of establishment	Yes
2	Constitution of the entity -Incorporation details	Yes
3	Locality of the entity	Yes
4	Premises details	No
5	Buyer visit details	--
6	Contact numbers	Yes
7	Name of the person contacted	No
8	Designation of contact person	No
9	Promoter's background	Yes
10	Date of Birth of Proprietor / Partners / Directors	Yes
11	Pan Card No. of Proprietor / Partners	Yes
12	Voter Id Card No. of Proprietor / Partners	No
13	Type of business	Yes
14	Line of Business	Yes
15	Export/import details (if applicable)	No
16	No. of employees	No
17	Details of sister concerns	Yes
18	Major suppliers	No
19	Major customers	No
20	Banking Details	Yes
21	Banking facility details	Yes
22	Conduct of the banking account	--
23	Financials, if provided	Yes
24	Capital in the business	Yes
25	Last accounts filed at ROC, if applicable	Yes
26	Turnover of firm for last three years	Yes
27	Reasons for variation <> 20%	--
28	Estimation for coming financial year	No
29	Profitability for last three years	Yes
30	Major shareholders, if available	Yes
31	External Agency Rating, if available	No
32	Litigations that the firm/promoter involved in	--
33	Market information	--
34	Payments terms	No
35	Negative Reporting by Auditors in the Annual Report	No

## GENERAL INFORMATION

Saraiwwalaa Agr Refineries Limited ('Saraiwwalaa') was incorporated in 1999 under the visionary leadership of the Founder Late shri. Tulsiram Gupta. Over these years, 'Saraiwwalaa' has grown multifold in terms of business volumes and production capacities. 'Saraiwwalaa' is engaged in the manufacture of the finest Edible Oils and Fats, Rice and Rava products. 'Saraiwwalaa's' brands include Naturalle, Sri Krishna Drop, Ruchiraa etc. which are among the leading brands and having considerable presence in the States of Andhra Pradesh, Karnataka, Tamilnadu, Maharashtra etc. 'Saraiwwalaa' has Two manufacturing facilities for Oil at Maheswaram, Hyderabad, Telangana and a Port based Refinery at Krishnapatnam, Nellore, Andhra Pradesh besides a Rice Factory at Maheswaram, Hyderabad which operates under the name and style of 'Shubam Paddy Processors'. During 2012-13, a wholly owned subsidiary S A Global Trading Pte Limited was incorporated in Singapore to focus on export market. Since the re-launching of its flag-ship brand "Naturalle" on 22.2.2014, the company has adopted aggressive marketing strategy in order to increase the reach of its product. Company has also done more and more innovative programmes, notable during the FY16 was the Gold Fest Scheme, which paved the way for increased reach of its products among urban and rural customers alike. "Naturalle" SARL's flagship brand has been awarded "Asia's Most Promising Brands consecutively for 2014 and 2015" by World Consulting and Research Corporation Private Limited, which was processed and evaluated by KPMG in India.

## OPERATIONAL HIGHLIGHTS, THE STATE OF COMPANY'S AFFAIRS, FUTURE OUTLOOK:

FY 2016-17 has been a year of further consolidation of the operating and marketing activities of the company. The total revenues have registered a steady growth of 7.34%. The Profit before Tax before the exceptional item is INR 91.168 Million (previous year INR 246.310 Million), with Profit after tax of INR 54.651 Million (previous year INR 155.276 Million). During the year your company saw a decline in profits despite increase in revenue, the same occurred due to the following reasons:

## UNSECURED LOAN

PARTICULARS	31.03.2017 (INR in Million)	31.03.2016 (INR in Million)
<b>Long-term Borrowings</b>		
Intercorporate borrowings	1106.858	1106.858
Deferred sales tax loan	25.639	0.000
Deposits from others	64.060	19.050
Loans and advances from related parties	1.578	2.324
Other loans and advances, others	0.000	25.639
<b>Total</b>	<b>1198.135</b>	<b>1153.871</b>

## INDEX OF CHARGES

Charges Registered						
SN o	SRN	Charge Id	Charge Holder Name	Date of Creation	Amount	Address

**DISCLAIMER** : This Report is **PRIVATE & CONFIDENTIAL** and it is prepared at the request of and for its use by the Subscriber only. The Subscriber shall use the contents of the Report merely as an aid to its business. Mira Inform Private Limited ("MIPL") has collated information/data in the Report, which have not been verified unless otherwise specifically mentioned in the Report. The Subscriber shall independently verify the accuracy and correctness of the information/data before in any way acting upon the same. MIPL shall not be liable for any harm, injury, loss or damage caused to the Subscriber due to default by the Subscriber's debtors/beneficiaries in fulfilling their obligations of any nature whatsoever. This Report or any of its portion shall not be used as a documentary evidence or otherwise before any investigative agencies or forum of law. This Report is confidential and proprietary to MIPL. The Subscriber and/or any other person(s) may not reproduce, publish or disclose any of the contents of the Report to others without the express authorization of MIPL. This Report is prepared and issued to the Subscriber without any risk, responsibility or liability on the part of MIPL or its officials.

**SHREE SARAIWALAA AGRR REFINERIES LIMITED - 524194**

**PAGE NO. : 19**

1	G7158830 5	10014250 5	HDFC BANK LIMITED	01/11/201 7	1100000.0	HDFC Bank House, Senapati Bapat Marg,Lower Parel (West)MumbaiMH400013IN
2	G4822065 1	10010942 0	YES BANK LIMITED	26/05/201 7	658000.0	9TH FLOOR, NEHRU CENTRE, DISCOVERY OF INDIADR. ANNIE BESANT ROAD, WORLIMUMBAIMH400018IN
3	G5022234 8	10011541 5	KOTAK MAHINDRA PRIME LIMITED	21/04/201 7	658000.0	27BKC, C 27, G BlockBandra Kurla Complex, Bandra (E),MumbaiMa400051IN
4	G3827188 8	10008317 2	DAIMLER FINANCIAL SERVICES INDIA PRIVATE LIMITED	22/12/201 6	3100000.0	Unit 202, 2nd Floor, Campus 3B,RMZ MillenniaBusiness Park, No.143, Dr. M.G.R.Road,PerungudiChennaiTa60 0096IN
5	G4115400 6	10009004 3	KOTAK MAHINDRA BANK LIMITED	23/11/201 6	374000.0	27BKC, C 27, G BlockBandra Kurla Complex, Bandra (E),MumbaiMa400051IN
6	G4008665 4	10008773 0	KOTAK MAHINDRA PRIME LIMITED	30/09/201 6	1461000.0	27BKC, C 27, G BlockBandra Kurla Complex, Bandra (E),MumbaiMa400051IN
7	G4126828 5	10009063 0	HDFC BANK LIMITED	26/08/201 6	1000000.0	HDFC Bank House, Senapati Bapat Marg,Lower Parel (West)MumbaiMH400013IN
8	C8039704 5	10622879	HDFC BANK LIMITED	01/10/201 5	40643410.0	HDFC BANK HOUSESENAPATI BAPAT MARGLOWER PAREL WMUMBAIMH400013IN
9	C7331700 0	10607996	HDFC BANK LIMITED	20/08/201 5	4275000.0	HDFC BANK HOUSESENAPATI BAPAT MARGLOWER PAREL WMUMBAIMH400013IN
10	C6457940 2	10591707	TAMILNAD MERCANTI LE BANK LIMITED	17/08/201 5	500000000.0	101 & 124, Chenoy Trade Centre, Park LaneS.D. RoadSecunderabadTG500003IN

**FIXED ASSETS**

- Land
- Buildings
- Other building
- Plant and equipment
- Other plant and equipment
- Furniture and fixtures

**DISCLAIMER** : This Report is **PRIVATE & CONFIDENTIAL** and it is prepared at the request of and for its use by the Subscriber only. The Subscriber shall use the contents of the Report merely as an aid to its business. Mira Inform Private Limited ("MIPL") has collated information/data in the Report, which have not been verified unless otherwise specifically mentioned in the Report. The Subscriber shall independently verify the accuracy and correctness of the information/data before in any way acting upon the same. MIPL shall not be liable for any harm, injury, loss or damage caused to the Subscriber due to default by the Subscriber's debtors/beneficiaries in fulfilling their obligations of any nature whatsoever. This Report or any of its portion shall not be used as a documentary evidence or otherwise before any investigative agencies or forum of law. This Report is confidential and proprietary to MIPL. The Subscriber and/or any other person(s) may not reproduce, publish or disclose any of the contents of the Report to others without the express authorization of MIPL. This Report is prepared and issued to the Subscriber without any risk, responsibility or liability on the part of MIPL or its officials.

- Vehicles
- Motor vehicles
- Office equipment
- Computer equipments

**CMT REPORT (Corruption, Money Laundering & Terrorism]**

The Public Notice information has been collected from various sources including but not limited to: **The Courts, India Prisons Service, Interpol, etc.**

**1] INFORMATION ON DESIGNATED PARTY**

No records exist designating subject or any of its beneficial owners, controlling shareholders or senior officers as terrorist or terrorist organization or whom notice had been received that all financial transactions involving their assets have been blocked or convicted, found guilty or against whom a judgement or order had been entered in a proceedings for violating money-laundering, anti-corruption or bribery or international economic or anti-terrorism sanction laws or whose assets were seized, blocked, frozen or ordered forfeited for violation of money laundering or international anti-terrorism laws.

**2] Court Declaration :**

No records exist to suggest that subject is or was the subject of any formal or informal allegations, prosecutions or other official proceeding for making any prohibited payments or other improper payments to government officials for engaging in prohibited transactions or with designated parties.

**3] Asset Declaration :**

No records exist to suggest that the property or assets of the subject are derived from criminal conduct or a prohibited transaction.

**4] Record on Financial Crime :**

Charges or conviction registered against subject: **None**

**5] Records on Violation of Anti-Corruption Laws :**

Charges or investigation registered against subject: **None**

**6] Records on Int'l Anti-Money Laundering Laws/Standards :**

Charges or investigation registered against subject: **None**

**7] Criminal Records**

No available information exist that suggest that subject or any of its principals have been formally charged or convicted by a competent governmental authority for any financial crime or under any formal investigation by a competent government authority for any violation of anti-corruption laws or international anti-money laundering laws or standard.

**8] Affiliation with Government :**

No record exists to suggest that any director or indirect owners, controlling shareholders, director, officer or employee of the company is a government official or a family member or close business associate of a Government official.

**9] Compensation Package :**

Our market survey revealed that the amount of compensation sought by the subject is fair and reasonable and comparable to compensation paid to others for similar services.

**10] Press Report :**

No press reports / filings exists on the subject.

**CORPORATE GOVERNANCE**

MIRA INFORM as part of its Due Diligence do provide comments on Corporate Governance to identify management and governance. These factors often have been predictive and in some cases have created vulnerabilities to credit deterioration.

Our Governance Assessment focuses principally on the interactions between a company's management, its Board of Directors, Shareholders and other financial stakeholders.

**CONTRAVENTION**

Subject is not known to have contravened any existing local laws, regulations or policies that prohibit, restrict or otherwise affect the terms and conditions that could be included in the agreement with the subject.

**FOREIGN EXCHANGE RATES**

Currency	Unit	INR
US Dollar	1	INR 69.10
UK Pound	1	INR 88.23
Euro	1	INR 78.92

**INFORMATION DETAILS**

<b>Information Gathered by :</b>	KMN
<b>Analysis Done by :</b>	PRY
<b>Report Prepared by :</b>	SUD

**SCORE FACTORS**

DEMERIT POINTS		
--BANK CHARGES	YES/NO	YES
--LITIGATION	YES/NO	NO
--OTHER ADVERSE INFORMATION	YES/NO	NO
MERIT POINTS		
--SOLE DISTRIBUTORSHIP	YES/NO	NO
--EXPORT ACTIVITIES	YES/NO	NO
--AFFILIATION	YES/NO	YES
--LISTED	YES/NO	NO
--OTHER MERIT FACTORS	YES/NO	YES

**RATING EXPLANATIONS**

Credit Rating	Explanation	Rating Comments
A++	Minimum Risk	Business dealings permissible with minimum risk of default
A+	Low Risk	Business dealings permissible with low risk of default
A	Acceptable Risk	Business dealings permissible with moderate risk of default
B	Medium Risk	Business dealings permissible on a regular monitoring basis
C	Medium High Risk	Business dealings permissible preferably on secured basis
D	High Risk	Business dealing not recommended or on secured terms only
NB	New Business	No recommendation can be done due to business in infancy stage
NT	No Trace	No recommendation can be done as the business is not traceable

NB is stated where there is insufficient information to facilitate rating. However, it is not to be considered as unfavourable.

This score serves as a reference to assess SC's credit risk and to set the amount of credit to be extended. It is calculated from a composite of weighted scores obtained from each of the major sections of this report. The assessed factors are as follows:

- Financial condition covering various ratios
- Company background and operations size
- Promoters / Management background
- Payment record
- Litigation against the subject
- Industry scenario / competitor analysis
- Supplier / Customer / Banker review (wherever available)

**DISCLAIMER** : This Report is **PRIVATE & CONFIDENTIAL** and it is prepared at the request of and for its use by the Subscriber only. The Subscriber shall use the contents of the Report merely as an aid to its business. Mira Inform Private Limited ("MIPL") has collated information/data in the Report, which have not been verified unless otherwise specifically mentioned in the Report. The Subscriber shall independently verify the accuracy and correctness of the information/data before in any way acting upon the same. MIPL shall not be liable for any harm, injury, loss or damage caused to the Subscriber due to default by the Subscriber's debtors/beneficiaries in fulfilling their obligations of any nature whatsoever. This Report or any of its portion shall not be used as a documentary evidence or otherwise before any investigative agencies or forum of law. This Report is confidential and proprietary to MIPL. The Subscriber and/or any other person(s) may not reproduce, publish or disclose any of the contents of the Report to others without the express authorization of MIPL. This Report is prepared and issued to the Subscriber without any risk, responsibility or liability on the part of MIPL or its officials.