

## MIRA INFORM REPORT

Report No. :	525078
Report Date :	13.08.2018

### IDENTIFICATION DETAILS

Name :	CLARK-DRAIN LIMITED
Registered Office :	Station Works Station Road Yaxley PE7 3EQ Peterborough
Country :	United kingdom
Financials (as on) :	31.12.2016
Date of Incorporation :	11.02.1978
Com. Reg. No.:	01397422
Legal Form :	Private Limited Company
Line of Business :	Manufacture of other Chemical Products N.E.C.
No. of Employees :	200 (2016)

### RATING & COMMENTS

(Mira Inform has adopted New Rating mechanism w.e.f. 23<sup>rd</sup> January 2017)

MIRA's Rating :	A+
-----------------	----

Credit Rating	Explanation	Rating Comments
A+	Low Risk	Business dealings permissible with low risk of default

Status :	Good
Payment Behaviour :	Regular
Litigation :	Clear

#### NOTES :

Any query related to this report can be made on e-mail : [infodept@mirainform.com](mailto:infodept@mirainform.com) while quoting report number, name and date.

**DISCLAIMER** : This Report is **PRIVATE & CONFIDENTIAL** and it is prepared at the request of and for its use by the Subscriber only. The Subscriber shall use the contents of the Report merely as an aid to its business. Mira Inform Private Limited ("MIPL") has collated information/data in the Report, which have not been verified unless otherwise specifically mentioned in the Report. The Subscriber shall independently verify the accuracy and correctness of the information/data before in any way acting upon the same. MIPL shall not be liable for any harm, injury, loss or damage caused to the Subscriber due to default by the Subscriber's debtors/beneficiaries in fulfilling their obligations of any nature whatsoever. This Report or any of its portion shall not be used as a documentary evidence or otherwise before any investigative agencies or forum of law. This Report is confidential and proprietary to MIPL. The Subscriber and/or any other person(s) may not reproduce, publish or disclose any of the contents of the Report to others without the express authorization of MIPL. This Report is prepared and issued to the Subscriber without any risk, responsibility or liability on the part of MIPL or its officials.

**ECGC Country Risk Classification List**

Country Name	Previous Rating (31.12.2017)	Current Rating (01.04.2018)
United kingdom	A1	A1

Risk Category	ECGC Classification
Insignificant	A1
Low Risk	A2
Moderately Low Risk	B1
Moderate Risk	B2
Moderately High Risk	C1
High Risk	C2
Very High Risk	D

**UNITED KINGDOM - ECONOMIC OVERVIEW**

The UK, a leading trading power and financial center, is the third largest economy in Europe after Germany and France. Agriculture is intensive, highly mechanized, and efficient by European standards, producing about 60% of food needs with less than 2% of the labor force. The UK has large coal, natural gas, and oil resources, but its oil and natural gas reserves are declining; the UK has been a net importer of energy since 2005. Services, particularly banking, insurance, and business services, are key drivers of British GDP growth. Manufacturing, meanwhile, has declined in importance but still accounts for about 10% of economic output.

In 2008, the global financial crisis hit the economy particularly hard, due to the importance of its financial sector. Falling home prices, high consumer debt, and the global economic slowdown compounded the UK's economic problems, pushing the economy into recession in the latter half of 2008 and prompting the then BROWN (Labour) government to implement a number of measures to stimulate the economy and stabilize the financial markets. Facing burgeoning public deficits and debt levels, in 2010 the then CAMERON-led coalition government (between Conservatives and Liberal Democrats) initiated an austerity program, which has continued under the Conservative government. However, the deficit still remains one of the highest in the G7, standing at 3.6% of GDP as of 2017, and the UK has pledged to lower its corporation tax from 20% to 17% by 2020. The UK had a debt burden of 90.4% GDP at the end of 2017.

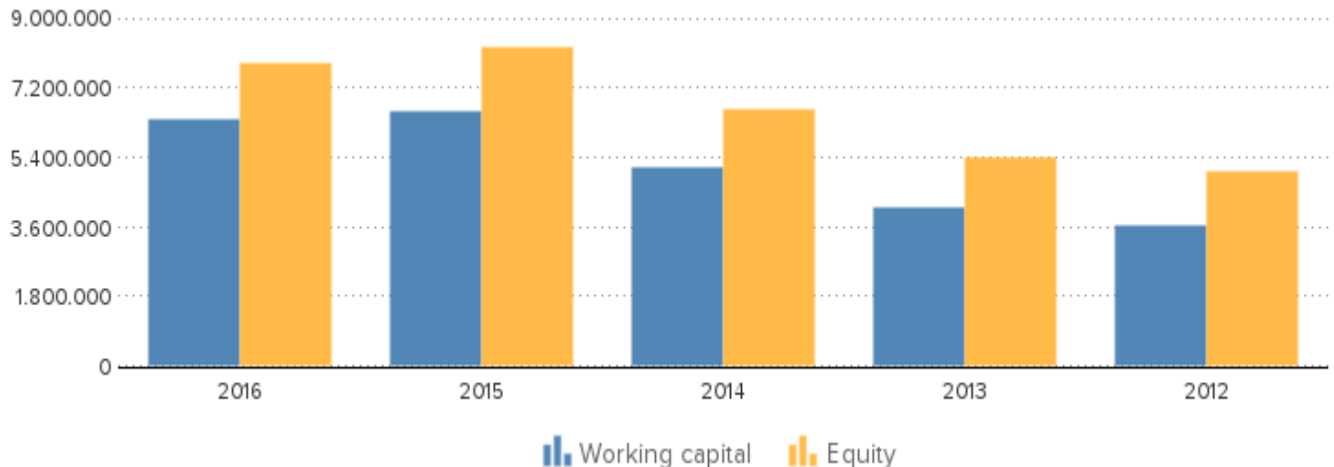
The UK economy has begun to slow since the referendum vote to leave the EU in June 2016. A sustained depreciation of the British pound has increased consumer and producer prices, weighing on consumer spending without spurring a meaningful increase in exports. The UK has an extensive trade relationship with other EU members through its single market membership, and economic observers have warned the exit will jeopardize its position as the central location for European financial services. Prime Minister MAY is seeking a new "deep and special" trade relationship with the EU following the UK's exit. However, economists doubt that the UK will be able to preserve the benefits of EU membership without the obligations. The UK is expected to officially leave the EU by the end of March 2019.

Source : CIA

## COMPANY SUMMARY

<b>Company name</b>	<b>Clark-Drain Limited</b>
<b>Operative address</b>	Station Works Station Road Yaxley PE7 3EQ Peterborough United Kingdom
<b>Status</b>	Active
<b>Specification</b>	This company can meet all its obligations.
<b>Legal form</b>	Private limited company
<b>Registration number</b>	Trade register number: 01397422

Year	2016	Mutation	2015	Mutation	2014
Fixed assets	1.988.612	-1,44	2.017.702	13,38	1.779.662
Total receivables	5.442.642	-17,32	6.582.915	11,29	5.915.162
Total equity	7.846.116	-4,61	8.225.054	23,78	6.644.690
Short term liabilities	5.236.034	8,67	4.818.244	0,92	4.774.496
Net result	793.956	-33,26	1.189.590	42,98	832.007
Working capital	6.355.925	-3,51	6.587.258	28,12	5.141.531
Quick ratio	1,64	9,33	1,50	11,11	1,35



## CONTACT INFORMATION

<b>Company name</b>	Clark-Drain Limited
<b>Operative address</b>	Station Works Station Road Yaxley PE7 3EQ Peterborough United Kingdom
<b>Correspondence address</b>	Station Works Station Road Yaxley PE7 3EQ Peterborough United Kingdom

**DISCLAIMER** : This Report is **PRIVATE & CONFIDENTIAL** and it is prepared at the request of and for its use by the Subscriber only. The Subscriber shall use the contents of the Report merely as an aid to its business. Mira Inform Private Limited ("MIPL") has collated information/data in the Report, which have not been verified unless otherwise specifically mentioned in the Report. The Subscriber shall independently verify the accuracy and correctness of the information/data before in any way acting upon the same. MIPL shall not be liable for any harm, injury, loss or damage caused to the Subscriber due to default by the Subscriber's debtors/beneficiaries in fulfilling their obligations of any nature whatsoever. This Report or any of its portion shall not be used as a documentary evidence or otherwise before any investigative agencies or forum of law. This Report is confidential and proprietary to MIPL. The Subscriber and/or any other person(s) may not reproduce, publish or disclose any of the contents of the Report to others without the express authorization of MIPL. This Report is prepared and issued to the Subscriber without any risk, responsibility or liability on the part of MIPL or its officials.

Telephone number +44 1733765399  
Email address sales@clark-drain.com  
Website www.clark-drain.com

## **REGISTRATION**

Registration number Trade register number: 01397422  
Status Active  
Establishment date 1978-11-02  
Legal form Private limited company  
Subscribed share capital GBP 2.238

## **ACTIVITIES**

NACE 2059: Manufacture of other chemical products n.e.c.  
Goal The manufacture and factoring of steel and plastic drainage products, including access covers, gratings, channels and frames.

## **RELATIONS**

Shareholders ULTIMATE GLOBAL SHAREHOLDER  
Name: F.S. CLARK DISCRETIONARY WILL TRUST A/C  
TFSCDWT  
Type: Mutual and pension fund, nominee, trust, trustee

ULTIMATE DOMESTIC SHAREHOLDER  
Name: CLARKSTEEL HOLDINGS LIMITED  
National id number: 01011833  
Address: Station Road  
City: PETERBOROUGH  
Country: GB  
Phone: +44 1733765317  
Website: www.clark-drain.com  
Type: Corporate  
Share direct: 76.05%  
Turnover: 31.39172168 mil. GBP  
Total assets: 17.7592333 mil. GBP  
Profit loss before tax: 1.14595519 mil. GBP  
Profit loss after tax net income: 0.91073895 mil. GBP  
Shareholders funds: 9.65703922 mil. GBP

### **SHAREHOLDERS**

**DISCLAIMER** : This Report is **PRIVATE & CONFIDENTIAL** and it is prepared at the request of and for its use by the Subscriber only. The Subscriber shall use the contents of the Report merely as an aid to its business. Mira Inform Private Limited ("MIPL") has collated information/data in the Report, which have not been verified unless otherwise specifically mentioned in the Report. The Subscriber shall independently verify the accuracy and correctness of the information/data before in any way acting upon the same. MIPL shall not be liable for any harm, injury, loss or damage caused to the Subscriber due to default by the Subscriber's debtors/beneficiaries in fulfilling their obligations of any nature whatsoever. This Report or any of its portion shall not be used as a documentary evidence or otherwise before any investigative agencies or forum of law. This Report is confidential and proprietary to MIPL. The Subscriber and/or any other person(s) may not reproduce, publish or disclose any of the contents of the Report to others without the express authorization of MIPL. This Report is prepared and issued to the Subscriber without any risk, responsibility or liability on the part of MIPL or its officials.

Name: CLARKSTEEL HOLDINGS LIMITED  
National id number: 01011833  
Address: Station Road  
City: PETERBOROUGH  
Country: GB  
Phone: +44 1733765317  
Website: [www.clark-drain.com](http://www.clark-drain.com)  
Type: Corporate  
Share direct: 76.05%  
Turnover: 31.39172168 mil. GBP  
Total assets: 17.7592333 mil. GBP  
Profit loss before tax: 1.14595519 mil. GBP  
Profit loss after tax net income: 0.91073895 mil. GBP  
Shareholders funds: 9.65703922 mil. GBP  
Number of employees: 204

Name: F.S. CLARK DISCRETIONARY WILL TRUST A/C  
TFSCDWT  
Type: Mutual and pension fund, nominee, trust, trustee  
Share direct: 5.99%

Name: MR RONALD FRANCIS CLARK  
Type: One or more named individuals or families  
Share direct: 5.99%

Name: MRS PAMELA MAY SPENCER  
Type: One or more named individuals or families  
Share direct: 5.99%

Name: MS DOROTHY MAY CLARK  
Type: One or more named individuals or families  
Share direct: 5.00%

Name: D M CLARK'S CHILDREN'S SETTLEMENT A/C  
TDMCCSDT  
Type: Unnamed private shareholders, aggregated  
Share direct: 0.98%

## **BANK DETAILS**

**Accounts**

ROYAL BANK OF SCOT

## **MANAGEMENT**

### **Management**

Fullname: Mr Ronald Francis Clark  
Type: Individual  
Gender: Male  
date of birth: 1949/12/16  
Age: 68  
Address: 24 Svenskaby, Orton Wistow, PE2 6YZ, Peterborough,  
Cambridgeshire, United Kingdom  
Country: United Kingdom  
Number of involvements: 5  
Function: Director (Occupation: Engineer)  
Level of responsibility: Member; Unspecified executive  
Appointment date: 1992/09/20

Fullname: Mr Ronald Francis Clark  
Type: Individual  
Gender: Male  
date of birth: 1949/12/16  
Age: 68  
Address: Station Works, Station Road, Yaxley, PE7 3EQ,  
Peterborough, Cambridgeshire, United Kingdom  
Country: United Kingdom  
Phone: +44 1733 765399  
Number of involvements: 5  
Function: Chief Executive - Executive Contact  
Level of responsibility: Senior / Executive contact

Fullname: Mr Ronald Francis Clark  
Type: Individual  
Gender: Male  
date of birth: 1949/12/16  
Age: 68  
Address: Station Works, Broadway, PE7 3EQ, Peterborough,  
Cambridgeshire, United Kingdom  
Country: United Kingdom  
Number of involvements: 5  
Function: Chief Executive - Fleet Contact  
Level of responsibility: Transport contact

Fullname: Ms Rebecca Louise Hardy  
Type: Individual  
Gender: Female  
date of birth: 1982/08/12  
Age: 36  
Address: 1 Violet Way, Yaxley, PE7 3WE, Peterborough,  
Cambridgeshire, United Kingdom  
Number of involvements: 1

Function: Director  
Level of responsibility: Member; Unspecified executive  
Appointment date: 2007/07/23

Fullname: Ms Rebecca Louise Hardy  
Type: Individual  
Gender: Female  
date of birth: 1982/08/12  
Age: 36  
Address: Station Works, Station Road, Yaxley, PE7 3EQ,  
Peterborough, Cambridgeshire, United Kingdom  
Phone: +44 1733 765399  
Email: rhardy@clark-drain.com  
Number of involvements: 1  
Function: Human Resources Manager - Personnel Contact  
Level of responsibility: Personnel contact; Human Resources  
contact

Fullname: Mr Darren John Hughes  
Type: Individual  
Gender: Male  
date of birth: 1972/10/21  
Age: 45  
Address: 5 Tarrant, Werrington, PE4 5EF, Peterborough,  
Cambridgeshire, United Kingdom  
Number of involvements: 1  
Function: Director  
Level of responsibility: Member; Unspecified executive  
Appointment date: 2010/10/01

Fullname: Mr Darren John Hughes  
Type: Individual  
Gender: Male  
date of birth: 1972/10/21  
Age: 45  
Address: Station Works, Station Road, Yaxley, PE7 3EQ,  
Peterborough, Cambridgeshire, United Kingdom  
Phone: +44 1733 765399  
Email: dhughes@clark-drain.com  
Number of involvements: 1  
Function: Director - Executive Contact  
Level of responsibility: Senior / Executive contact

Fullname: Ms Sarah Jayne Hughes  
Type: Individual  
Gender: Female  
date of birth: 1973/06  
Age: 45  
Address: 5 Tarrant, Werrington, PE4 5EF, Peterborough,

Cambridgeshire, United Kingdom  
Number of involvements: 2  
Function: Director  
Level of responsibility: Member; Unspecified executive  
Appointment date: 2007/07/23

Fullname: Ms Sarah Jayne Hughes  
Type: Individual  
Gender: Female  
date of birth: 1973/06  
Age: 45  
Address: Station Works, Station Road, Yaxley, PE7 3EQ,  
Peterborough, Cambridgeshire, United Kingdom  
Phone: +44 1733 765399  
Number of involvements: 2  
Function: Sales Director - Sales Contact  
Level of responsibility: Sales & Retail contact

Fullname: Ms Pamela May Spencer  
Type: Individual  
Gender: Female  
date of birth: 1960/03  
Age: 58  
Address: 4 Herne Road, Ramsey St Marys, PE26 2SR,  
Huntingdon, Cambridgeshire, United Kingdom  
Number of involvements: 6  
Function: Director  
Level of responsibility: Member; Unspecified executive  
Appointment date: 1992/09/20

Fullname: Ms Pamela May Spencer  
Type: Individual  
Gender: Female  
date of birth: 1960/03  
Age: 58  
Address: Station Works, Station Road, Yaxley, PE7 3EQ,  
Peterborough, Cambridgeshire, United Kingdom  
Phone: +44 1733 765399  
Number of involvements: 6  
Function: Director - Executive Contact  
Level of responsibility: Senior / Executive contact

Fullname: Ms Rachel Ellen Stuffs  
Type: Individual  
Gender: Female  
date of birth: 1976/06/08  
Age: 42  
Address: 175 Uldale Way, PE4 7ZW, Peterborough,  
Cambridgeshire, United Kingdom

Number of involvements: 1  
Function: Director  
Level of responsibility: Member; Unspecified executive  
Appointment date: 2007/07/23

Fullname: Ms Rachel Ellen Stuffins  
Type: Individual  
Gender: Female  
date of birth: 1976/06/08  
Age: 42  
Address: Station Works, Station Road, Yaxley, PE7 3EQ,  
Peterborough, Cambridgeshire, United Kingdom  
Phone: +44 1733 765399  
Email: rstuffins@clark-drain.com  
Number of involvements: 1  
Function: Director - Executive Contact  
Level of responsibility: Senior / Executive contact

Fullname: Mr Harvey Fletcher  
Type: Individual  
Gender: Male  
Address: Station Works, Station Road, Yaxley, PE7 3EQ,  
Peterborough, Cambridgeshire, United Kingdom  
Phone: +44 1733 765399  
Email: hfletcher@clark-drain.com  
Number of involvements: 2  
Function: Maintenance Manager - Admin Contact  
Level of responsibility: Administration department contact

Fullname: Mr Hans Garbutt  
Type: Individual  
Gender: Male  
Address: Station Works, Station Road, Yaxley, PE7 3EQ,  
Peterborough, Cambridgeshire, United Kingdom  
Phone: +44 1733 765399  
Email: hgarbutt@clark-drain.com  
Number of involvements: 3  
Function: Marketing Manager - Marketing Contact  
Level of responsibility: Marketing & Advertising contact

Fullname: Mr George Macdonald  
Type: Individual  
Gender: Male  
Address: Station Works, Station Road, Yaxley, PE7 3EQ,  
Peterborough, Cambridgeshire, United Kingdom  
Phone: +44 1733 765399  
Number of involvements: 1  
Function: Senior Buyer - Buyer Contact  
Level of responsibility: Purchasing contact

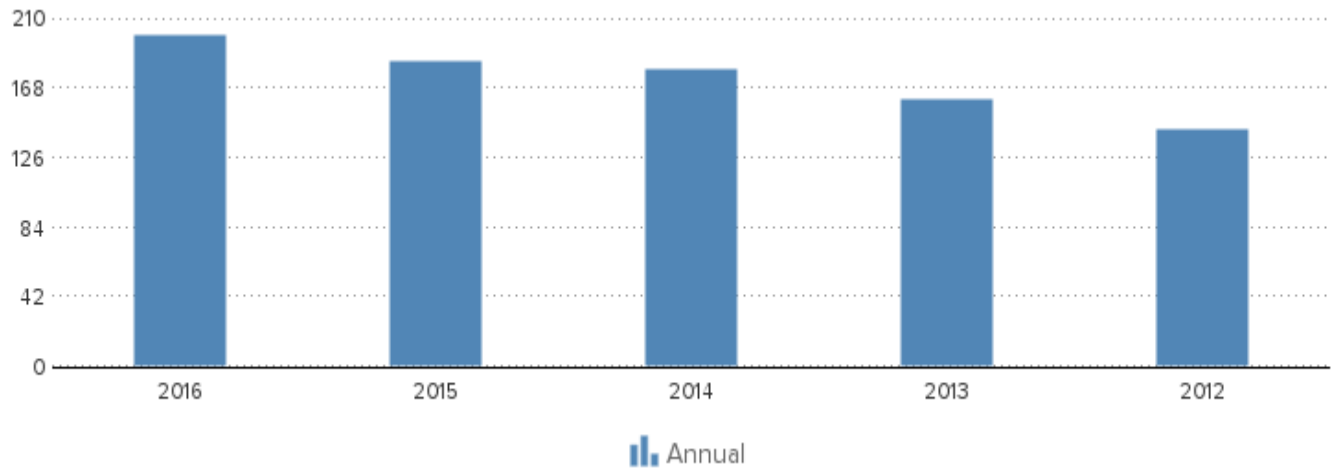
Fullname: Mr Jeremy Nesbitt  
Type: Individual  
Gender: Male  
Address: Station Works, Station Road, Yaxley, PE7 3EQ,  
Peterborough, Cambridgeshire, United Kingdom  
Phone: +44 1733 765399  
Email: jnesbitt@clark-drain.com  
Number of involvements: 1  
Function: Purchasing Manager - Buyer Contact  
Level of responsibility: Purchasing contact

Fullname: Mr Mark Reith  
Type: Individual  
Gender: Male  
Address: Station Works, Station Road, Yaxley, PE7 3EQ,  
Peterborough, Cambridgeshire, United Kingdom  
Phone: +44 1733 765399  
Number of involvements: 2  
Function: IT Manager - IT Contact  
Level of responsibility: IT & IS contact

Fullname: Mr Gary King  
Type: Individual  
Gender: Male  
Address: Station Road, Broadway, PE7 3EQ, Yaxley,  
Peterborough, United Kingdom  
Phone: +44 1733 765315  
Number of involvements: 1  
Function: Transport Manager - Fleet Contact  
Level of responsibility: Transport contact

## **EMPLOYEES**

Year	2016	2015	2014	2013	2012
Annual	200	184	179	161	143



## **FINANCIAL ANALYSIS**

Trend	Fluctuating
Profitability	Sufficient
Solvability	Sufficient
Liquidity	Sufficient
Show amount in	Euro

## **KEY FIGURES**

Year	2016	2015	2014	2013	2012
Quick ratio	1,64	1,50	1,35	1,15	1,01
Current ratio	2,21	2,37	2,08	1,84	1,67
Working capital/ balance total	0,47	0,49	0,44	0,39	0,34
Equity / balance total	0,58	0,61	0,57	0,51	0,47
Equity / Fixed assets	3,95	4,08	3,73	3,41	3,01
Working capital	6.355.925	6.587.258	5.141.531	4.092.232	3.634.711
Equity	7.846.116	8.225.054	6.644.690	5.399.196	5.030.938
Mutation equity	-4,61	23,78	23,07	7,32	
Mutation short term liabilities	8,67	0,92	-1,65	-11,15	
Return on total assets (ROA)	7,44	11,10	9,07	4,58	6,11
Return on equity (ROE)	12,87	18,11	15,96	8,93	13,09
Gross profit margin	3,33	4,40	3,71	2,16	3,08
Net profit margin	2,56	3,46	2,74	1,48	2,04
Average collection ratio	5,92	7,14	6,36	5,24	4,32
Average payment ratio	5,69	5,23	5,13	5,05	5,00
Equity turnover ratio	3,95	4,19	4,57	4,71	4,69

**DISCLAIMER** : This Report is **PRIVATE & CONFIDENTIAL** and it is prepared at the request of and for its use by the Subscriber only. The Subscriber shall use the contents of the Report merely as an aid to its business. Mira Inform Private Limited ("MIPL") has collated information/data in the Report, which have not been verified unless otherwise specifically mentioned in the Report. The Subscriber shall independently verify the accuracy and correctness of the information/data before in any way acting upon the same. MIPL shall not be liable for any harm, injury, loss or damage caused to the Subscriber due to default by the Subscriber's debtors/beneficiaries in fulfilling their obligations of any nature whatsoever. This Report or any of its portion shall not be used as a documentary evidence or otherwise before any investigative agencies or forum of law. This Report is confidential and proprietary to MIPL. The Subscriber and/or any other person(s) may not reproduce, publish or disclose any of the contents of the Report to others without the express authorization of MIPL. This Report is prepared and issued to the Subscriber without any risk, responsibility or liability on the part of MIPL or its officials.

Total assets turnover ratio	2,28	2,56	2,60	2,42	2,19
Fixed assets turnover ratio	15,59	17,06	17,06	16,08	14,10
Inventory conversion ratio	10,25	8,28	8,70	7,57	6,55
Turnover	30.995.358	34.426.044	30.364.159	25.433.337	23.601.515
Gross margin	12.452.757	13.626.398	11.770.836	10.007.698	9.391.401
Operating result	1.032.725	1.514.171	1.127.542	549.792	725.780
Net result after taxes	793.956	1.189.590	832.007	376.192	481.646
Cashflow	1.503.018	1.966.211	1.531.280	1.050.980	1.229.406
Gross profit	7.872.469	8.908.679	7.855.421	6.346.904	6.222.145
EBITDA	1.741.787	2.290.791	1.826.815	1.224.580	1.473.539
<b>Summary</b>					

The 2016 financial result structure is a positive working capital of 6.355.925 euro, which is in agreement with 47 % of the total assets of the company.

The working capital has diminished with -3.51 % compared to previous year. The ratio, with respect to the total assets of the company has however, declined.

The deterioration between 2015 and 2016 has mainly been caused by a change of the current liabilities.

The current ratio of the company in 2016 was 2.21. A company with a current ratio between 1.5 and 3.0 generally indicates good short-term financial strength.

The quick ratio in 2016 of the company was 1.64. A company with a Quick Ratio of more than 1 can currently pay back its current liabilities.

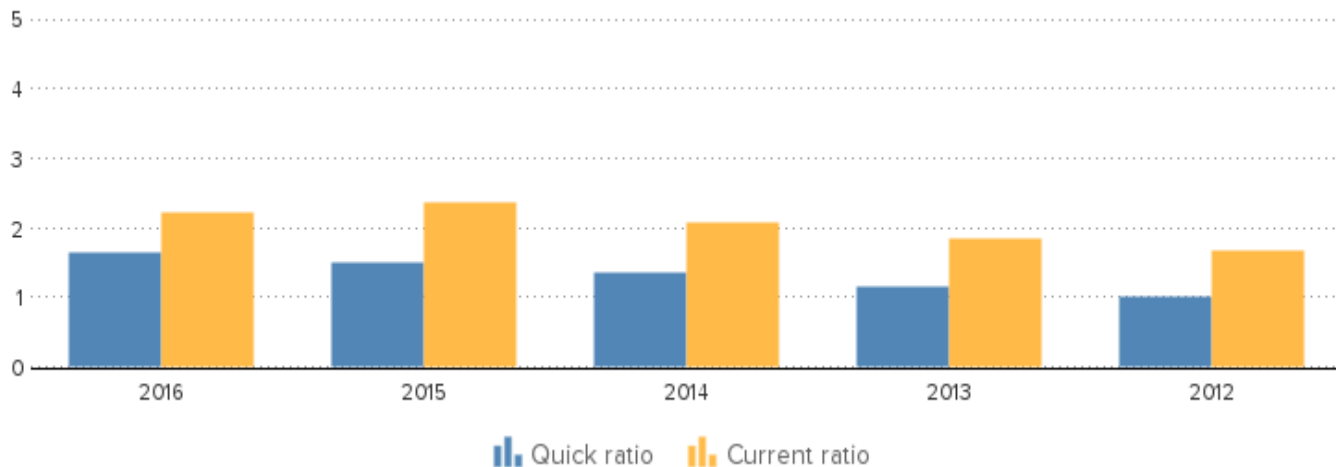
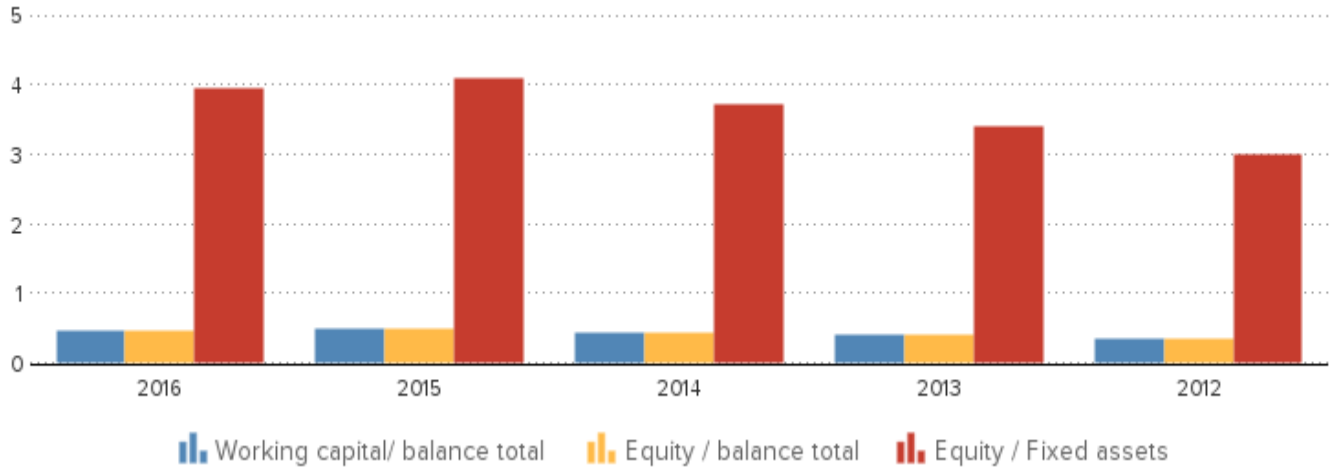
The 2015 financial result structure is a positive working capital of 6.587.258 euro, which is in agreement with 49 % of the total assets of the company.

The working capital has increased with 28.12 % compared to previous year. The ratio, with respect to the total assets of the company has however, increased.

The improvement between 2014 and 2015 has mainly been caused by a change of the current assets.

The current ratio of the company in 2015 was 2.37. A company with a current ratio between 1.5 and 3.0 generally indicates good short-term financial strength.

The quick ratio in 2015 of the company was 1.5. A company with a Quick Ratio of more than 1 can currently pay back its current liabilities.



## **FINANCIAL STATEMENT**

**Auditor**

Name: Jonathan Day ( STREETS AUDIT LLP )

Name: STREETS AUDIT LLP

Name: STREETS LLP  
2016

**Last annual account**

**Remark annual account**

The company is obliged to file its financial statements.

**Type of annual account**

Corporate

**Annual account**

**Clark-Drain Limited**

Station Works Station Road Yaxley  
PE7 3EQ Peterborough

**DISCLAIMER** : This Report is **PRIVATE & CONFIDENTIAL** and it is prepared at the request of and for its use by the Subscriber only. The Subscriber shall use the contents of the Report merely as an aid to its business. Mira Inform Private Limited ("MIPL") has collated information/data in the Report, which have not been verified unless otherwise specifically mentioned in the Report. The Subscriber shall independently verify the accuracy and correctness of the information/data before in any way acting upon the same. MIPL shall not be liable for any harm, injury, loss or damage caused to the Subscriber due to default by the Subscriber's debtors/beneficiaries in fulfilling their obligations of any nature whatsoever. This Report or any of its portion shall not be used as a documentary evidence or otherwise before any investigative agencies or forum of law. This Report is confidential and proprietary to MIPL. The Subscriber and/or any other person(s) may not reproduce, publish or disclose any of the contents of the Report to others without the express authorization of MIPL. This Report is prepared and issued to the Subscriber without any risk, responsibility or liability on the part of MIPL or its officials.

United Kingdom

## **FINANCIALS**

### **Balance**

<b>Year</b>	<b>2016</b>	<b>2015</b>	<b>2014</b>	<b>2013</b>	<b>2012</b>
End date	2016-12-31	2015-12-31	2014-12-31	2013-12-31	2012-12-31
Type of annual account	Corporate	Corporate	Corporate	Corporate	Corporate
<b>Tangible fixed assets</b>	<b>1.988.612</b>	<b>2.017.056</b>	<b>1.779.662</b>	<b>1.581.192</b>	<b>1.673.288</b>
Other fixed assets		647			
<b>Fixed assets</b>	<b>1.988.612</b>	<b>2.017.702</b>	<b>1.779.662</b>	<b>1.581.192</b>	<b>1.673.288</b>
<b>Total stock</b>	<b>3.024.316</b>	<b>4.159.560</b>	<b>3.488.574</b>	<b>3.359.957</b>	<b>3.600.702</b>
<b>Total receivables</b>	<b>5.442.642</b>	<b>6.582.915</b>	<b>5.915.162</b>	<b>5.035.214</b>	<b>4.720.043</b>
Liquid funds	2.452.450	326.738	171.307	221.378	495.020
Other current assets	672.551	336.288	340.983	330.505	283.013
<b>Current assets</b>	<b>11.591.959</b>	<b>11.405.502</b>	<b>9.916.027</b>	<b>8.947.053</b>	<b>9.098.777</b>
<b>Total assets</b>	<b>13.580.571</b>	<b>13.423.204</b>	<b>11.695.689</b>	<b>10.528.245</b>	<b>10.772.065</b>
<b>Total equity</b>	<b>7.846.116</b>	<b>8.225.054</b>	<b>6.644.690</b>	<b>5.399.196</b>	<b>5.030.938</b>
Provisions	70.110	82.202	17.716		
<b>Long term liabilities</b>	<b>428.312</b>	<b>297.703</b>	<b>258.787</b>	<b>274.228</b>	<b>277.061</b>
Accounts payable	2.395.331	2.217.071	1.651.602	1.863.869	2.548.151
Liabilities towards credit institutes	371.346	648.270	1.290.892	1.298.826	1.110.073
Other short term liabilities	2.469.356	1.952.904	1.832.001	1.692.126	1.805.842
<b>Short term liabilities</b>	<b>5.236.034</b>	<b>4.818.244</b>	<b>4.774.496</b>	<b>4.854.821</b>	<b>5.464.066</b>
<b>Total liabilities</b>	<b>13.580.571</b>	<b>13.423.204</b>	<b>11.695.689</b>	<b>10.528.245</b>	<b>10.772.065</b>

### **Summary**

The total assets of the company increased with 1.17 % between 2015 and 2016.

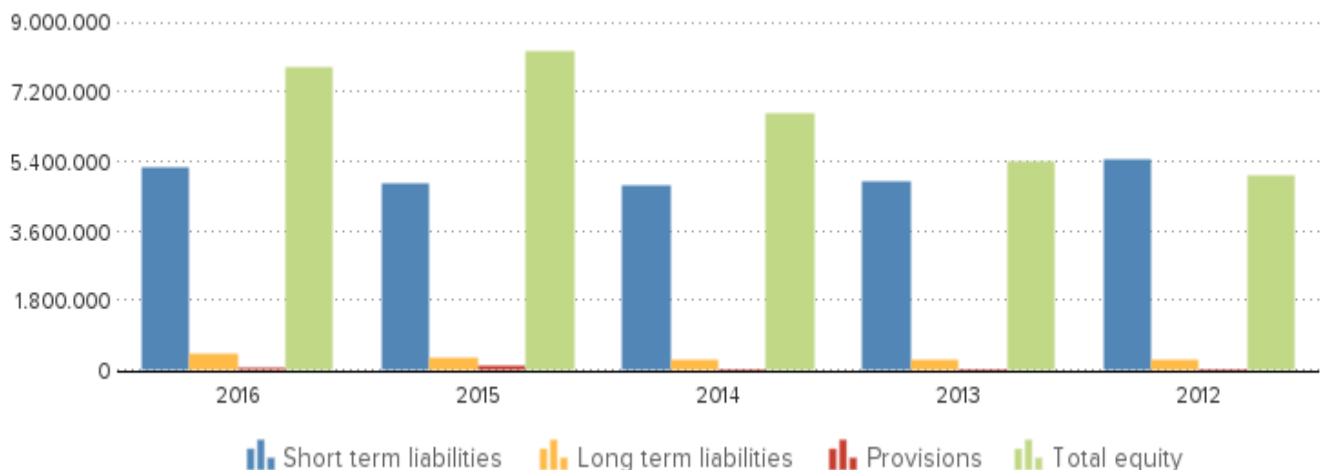
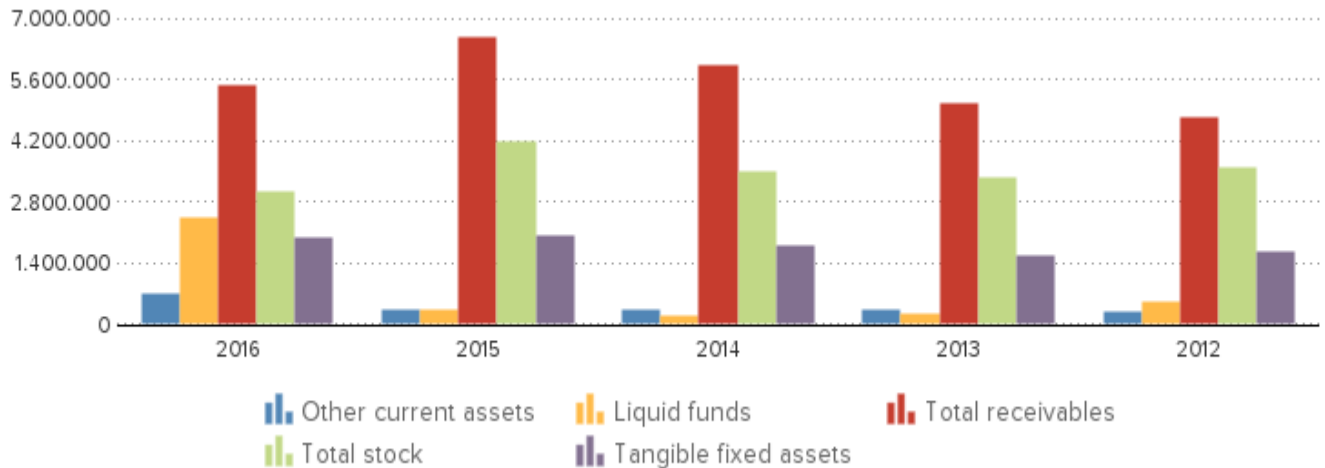
Despite the assets growth, the non current assets decreased with - 1.44 %.

In 2016 the assets of the company were 14.64 % composed of fixed assets and 85.36 % by current assets. The assets are being financed by an equity of 57.77 %, and total debt of 42.23 %.

The total assets of the company increased with 14.77 % between 2014 and 2015.

The fixed asset growth of 13.38 % is lower than the total asset growth.

In 2015 the assets of the company were 15.03 % composed of fixed assets and 84.97 % by current assets. The assets are being financed by an equity of 61.27 %, and total debt of 38.73 %.



**Profit and loss**

Year	2016	2015	2014	2013	2012
<b>Net turnover</b>	<b>30,995,358</b>	<b>34,426,044</b>	<b>30,364,159</b>	<b>25,433,337</b>	<b>23,601,515</b>
Cost of sales	18,542,601	20,799,645	18,593,324	15,425,639	14,210,114
<b>Gross margin</b>	<b>12,452,757</b>	<b>13,626,398</b>	<b>11,770,836</b>	<b>10,007,698</b>	<b>9,391,401</b>
Wages and salaries	6,128,706	6,617,888	6,028,202	5,121,770	4,746,132
Amorization and depreciation	709,062	776,621	699,273	674,788	747,760
Operating expenses	11,420,032	12,112,228	10,643,293	9,457,906	8,665,622
<b>Operating result</b>	<b>1,032,725</b>	<b>1,514,171</b>	<b>1,127,542</b>	<b>549,792</b>	<b>725,780</b>
Financial income	1,977		404	554	2,473
Financial expenses	24,655	24,485	67,555	68,358	69,891
Financial result	-22,678	-24,485	-67,151	-67,804	-67,417
<b>Result on ordinary operations before taxes</b>	<b>1,010,047</b>	<b>1,489,686</b>	<b>1,060,391</b>	<b>481,988</b>	<b>658,362</b>

**DISCLAIMER** : This Report is **PRIVATE & CONFIDENTIAL** and it is prepared at the request of and for its use by the Subscriber only. The Subscriber shall use the contents of the Report merely as an aid to its business. Mira Inform Private Limited ("MIPL") has collated information/data in the Report, which have not been verified unless otherwise specifically mentioned in the Report. The Subscriber shall independently verify the accuracy and correctness of the information/data before in any way acting upon the same. MIPL shall not be liable for any harm, injury, loss or damage caused to the Subscriber due to default by the Subscriber's debtors/beneficiaries in fulfilling their obligations of any nature whatsoever. This Report or any of its portion shall not be used as a documentary evidence or otherwise before any investigative agencies or forum of law. This Report is confidential and proprietary to MIPL. The Subscriber and/or any other person(s) may not reproduce, publish or disclose any of the contents of the Report to others without the express authorization of MIPL. This Report is prepared and issued to the Subscriber without any risk, responsibility or liability on the part of MIPL or its officials.

Taxation on the result of ordinary activities	216.091	300.096	228.384	105.796	176.716
<b>Result of ordinary activities after taxes</b>	<b>793.956</b>	<b>1.189.590</b>	<b>832.007</b>	<b>376.192</b>	<b>481.646</b>
<b>Net result</b>	<b>793.956</b>	<b>1.189.590</b>	<b>832.007</b>	<b>376.192</b>	<b>481.646</b>
<b>Summary</b>					

The turnover of the company decreased by -9.97 % between 2015 and 2016.

The gross profit of the company decreased by -8.61 % between 2015 and 2016.

The operating result of the company declined with -31.8 % between 2015 and 2016. This evolution implies an decrease of the company's economic profitability.

The result of these changes is a reduction of the company's Economic Profitability of -32.97 % of the analysed period, being equal to 7.44 in the year 2016.

This fall has contributed to a asset turnover decrease, whose index evolved from -10.94 to a level of 2.28.

The Net Result of the company decreased by -33.26 % between 2015 and 2016.

The company's Financial Profitability has been negatively affected by the financial activities in comparison to the EBITs behaviour.

The result of these variations is a profitability reduction of -28.93 % of the analysed period, being 12.87 in the year 2016.

The company's financial profitability has been positively affected by its financial structure.

The turnover of the company grew with 13.38 % between 2014 and 2015.

The gross profit of the company grew with 15.76 % between 2014 and 2015.

The operating result of the company grew with 34.29 % between 2014 and 2015. This evolution implies an increase of the company's economic profitability.

The result of these changes is an increase of the company's Economic Profitability of 22.38 % of the analysed period, being equal to 11.1 in the year 2015.

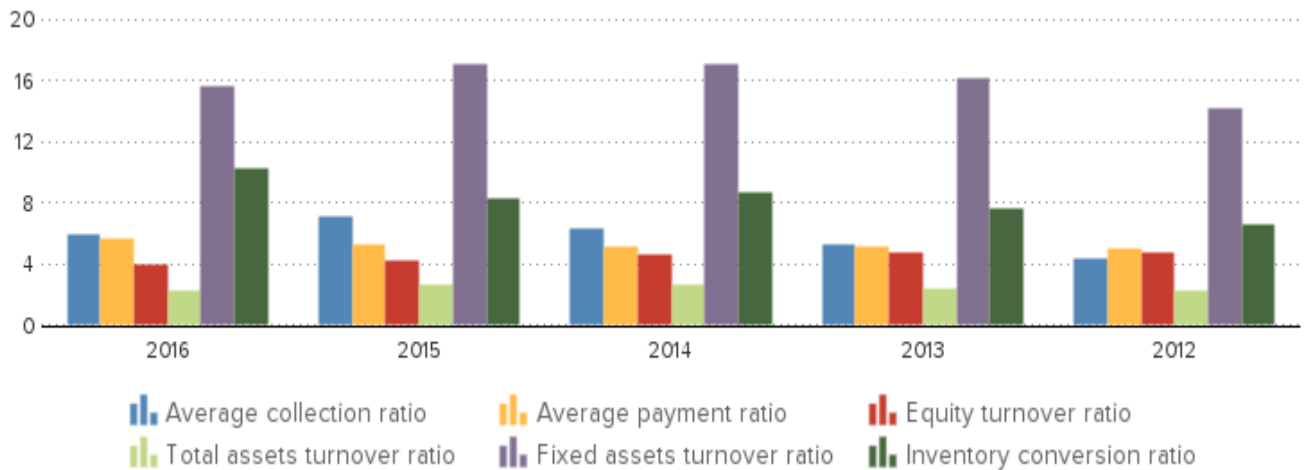
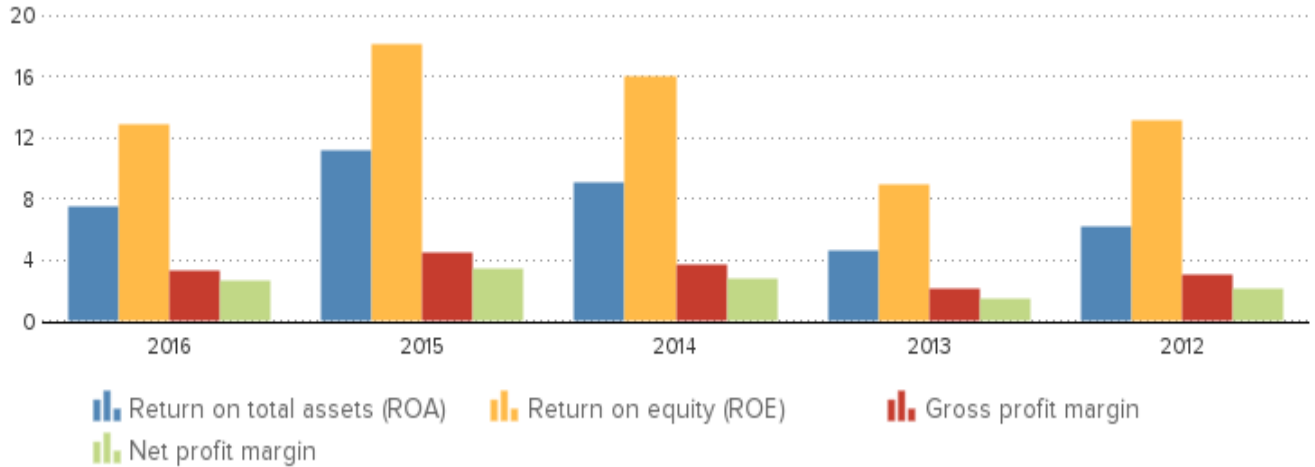
Despite the growth the assets turnover decreased, whose index evolved with -1.54 % to a level of 2.56.

The Net Result of the company increased by 42.98 % between 2014 and 2015.

The company's Financial Profitability has been positively affected by the financial activities in comparison to the EBITs behaviour.

The result of these variations is a profitability increase of 13.47 % of the analysed period, being 18.11 in the year 2015.

The company's financial structure has slowed down its financial profitability.



## **COUNTRY INFORMATION**

Population	65.6 million
GDP per capita	40.050 USD
Country risk	Low
Company risk	Very Low

**DISCLAIMER :** This Report is **PRIVATE & CONFIDENTIAL** and it is prepared at the request of and for its use by the Subscriber only. The Subscriber shall use the contents of the Report merely as an aid to its business. Mira Inform Private Limited ("MIPL") has collated information/data in the Report, which have not been verified unless otherwise specifically mentioned in the Report. The Subscriber shall independently verify the accuracy and correctness of the information/data before in any way acting upon the same. MIPL shall not be liable for any harm, injury, loss or damage caused to the Subscriber due to default by the Subscriber's debtors/beneficiaries in fulfilling their obligations of any nature whatsoever. This Report or any of its portion shall not be used as a documentary evidence or otherwise before any investigative agencies or forum of law. This Report is confidential and proprietary to MIPL. The Subscriber and/or any other person(s) may not reproduce, publish or disclose any of the contents of the Report to others without the express authorization of MIPL. This Report is prepared and issued to the Subscriber without any risk, responsibility or liability on the part of MIPL or its officials.

## **PUBLICATIONS**

### **Remarks**

Status: Active  
Category: Large company  
Last year: 2016  
Turnover last year: 30.995.358 EUR  
Result last year: 793.956 EUR  
TOTAL assets last year: 13.580.571 EUR  
Number of employees: 200  
Number of shareholders: 6  
Number of subsidiaries: 0  
Number of branches: 0  
Previous name: Clarksteel LIMITED  
Name change date: 2004/01/15

### **History**

**FOREIGN EXCHANGE RATES**

Currency	Unit	Indian Rupees
US Dollar	1	INR 68.95
UK Pound	1	INR 88.19
Euro	1	INR 78.99
GBP	1	INR 89.07

**Note :** Above are approximate rates obtained from sources believed to be correct

**INFORMATION DETAILS**

<b>Analysis Done by :</b>	VIVR
<b>Report Prepared by :</b>	PRN

**DISCLAIMER :** This Report is **PRIVATE & CONFIDENTIAL** and it is prepared at the request of and for its use by the Subscriber only. The Subscriber shall use the contents of the Report merely as an aid to its business. Mira Inform Private Limited ("MIPL") has collated information/data in the Report, which have not been verified unless otherwise specifically mentioned in the Report. The Subscriber shall independently verify the accuracy and correctness of the information/data before in any way acting upon the same. MIPL shall not be liable for any harm, injury, loss or damage caused to the Subscriber due to default by the Subscriber's debtors/beneficiaries in fulfilling their obligations of any nature whatsoever. This Report or any of its portion shall not be used as a documentary evidence or otherwise before any investigative agencies or forum of law. This Report is confidential and proprietary to MIPL. The Subscriber and/or any other person(s) may not reproduce, publish or disclose any of the contents of the Report to others without the express authorization of MIPL. This Report is prepared and issued to the Subscriber without any risk, responsibility or liability on the part of MIPL or its officials.

**RATING EXPLANATIONS**

Credit Rating	Explanation	Rating Comments
A++	Minimum Risk	Business dealings permissible with minimum risk of default
A+	Low Risk	Business dealings permissible with low risk of default
A	Acceptable Risk	Business dealings permissible with moderate risk of default
B	Medium Risk	Business dealings permissible on a regular monitoring basis
C	Medium High Risk	Business dealings permissible preferably on secured basis
D	High Risk	Business dealing not recommended or on secured terms only
NB	New Business	No recommendation can be done due to business in infancy stage
NT	No Trace	No recommendation can be done as the business is not traceable

NB is stated where there is insufficient information to facilitate rating. However, it is not to be considered as unfavourable.

This score serves as a reference to assess SC's credit risk and to set the amount of credit to be extended. It is calculated from a composite of weighted scores obtained from each of the major sections of this report. The assessed factors are as follows:

- Financial condition covering various ratios
- Company background and operations size
- Promoters / Management background
- Payment record
- Litigation against the subject
- Industry scenario / competitor analysis
- Supplier / Customer / Banker review (wherever available)