

MIRA INFORM REPORT

Report No. :	524915
Report Date :	13.08.2018

IDENTIFICATION DETAILS

Name :	CREATIVE VIDEO PRODUCTIONS LIMITED
Formerly Known As :	FETOROAD LIMITED
Registered Office :	23 Shield Drive, West Cross Industrial Estate, Brentford TW8 9EX
Country :	United Kingdom
Financials (as on) :	31.05.2017
Date of Incorporation :	02.06.1989
Com. Reg. No.:	02391457
Legal Form :	Private Limited with Share Capital
Line of Business :	<ul style="list-style-type: none"> • Motion picture production activities • A group engaged in the sale and rental of equipment and the provision of related services to the broadcast and professional television industry.
No. of Employees :	120 [2017]

RATING & COMMENTS

(Mira Inform has adopted New Rating mechanism w.e.f. 23rd January 2017)

MIRA's Rating :	A+
-----------------	----

Credit Rating	Explanation	Rating Comments
A+	Low Risk	Business dealings permissible with low risk of default

Status :	Good
Payment Behaviour :	Regular
Litigation :	Clear

DISCLAIMER : This Report is **PRIVATE & CONFIDENTIAL** and it is prepared at the request of and for its use by the Subscriber only. The Subscriber shall use the contents of the Report merely as an aid to its business. Mira Inform Private Limited ("MIPL") has collated information/data in the Report, which have not been verified unless otherwise specifically mentioned in the Report. The Subscriber shall independently verify the accuracy and correctness of the information/data before in any way acting upon the same. MIPL shall not be liable for any harm, injury, loss or damage caused to the Subscriber due to default by the Subscriber's debtors/beneficiaries in fulfilling their obligations of any nature whatsoever. This Report or any of its portion shall not be used as a documentary evidence or otherwise before any investigative agencies or forum of law. This Report is confidential and proprietary to MIPL. The Subscriber and/or any other person(s) may not reproduce, publish or disclose any of the contents of the Report to others without the express authorization of MIPL. This Report is prepared and issued to the Subscriber without any risk, responsibility or liability on the part of MIPL or its officials.

NOTES :

Any query related to this report can be made on e-mail : infodept@mirainform.com while quoting report number, name and date.

ECGC Country Risk Classification List

Country Name	Previous Rating (31.12.2017)	Current Rating (01.04.2018)
United Kingdom	A1	A1

Risk Category	ECGC Classification
Insignificant	A1
Low Risk	A2
Moderately Low Risk	B1
Moderate Risk	B2
Moderately High Risk	C1
High Risk	C2
Very High Risk	D

DISCLAIMER : This Report is **PRIVATE & CONFIDENTIAL** and it is prepared at the request of and for its use by the Subscriber only. The Subscriber shall use the contents of the Report merely as an aid to its business. Mira Inform Private Limited ("MIPL") has collated information/data in the Report, which have not been verified unless otherwise specifically mentioned in the Report. The Subscriber shall independently verify the accuracy and correctness of the information/data before in any way acting upon the same. MIPL shall not be liable for any harm, injury, loss or damage caused to the Subscriber due to default by the Subscriber's debtors/beneficiaries in fulfilling their obligations of any nature whatsoever. This Report or any of its portion shall not be used as a documentary evidence or otherwise before any investigative agencies or forum of law. This Report is confidential and proprietary to MIPL. The Subscriber and/or any other person(s) may not reproduce, publish or disclose any of the contents of the Report to others without the express authorization of MIPL. This Report is prepared and issued to the Subscriber without any risk, responsibility or liability on the part of MIPL or its officials.

UNITED KINGDOM - ECONOMIC OVERVIEW

The UK, a leading trading power and financial center, is the third largest economy in Europe after Germany and France. Agriculture is intensive, highly mechanized, and efficient by European standards, producing about 60% of food needs with less than 2% of the labor force. The UK has large coal, natural gas, and oil resources, but its oil and natural gas reserves are declining; the UK has been a net importer of energy since 2005. Services, particularly banking, insurance, and business services, are key drivers of British GDP growth. Manufacturing, meanwhile, has declined in importance but still accounts for about 10% of economic output.

In 2008, the global financial crisis hit the economy particularly hard, due to the importance of its financial sector. Falling home prices, high consumer debt, and the global economic slowdown compounded the UK's economic problems, pushing the economy into recession in the latter half of 2008 and prompting the then BROWN (Labour) government to implement a number of measures to stimulate the economy and stabilize the financial markets. Facing burgeoning public deficits and debt levels, in 2010 the then CAMERON-led coalition government (between Conservatives and Liberal Democrats) initiated an austerity program, which has continued under the Conservative government. However, the deficit still remains one of the highest in the G7, standing at 3.6% of GDP as of 2017, and the UK has pledged to lower its corporation tax from 20% to 17% by 2020. The UK had a debt burden of 90.4% GDP at the end of 2017.

The UK economy has begun to slow since the referendum vote to leave the EU in June 2016. A sustained depreciation of the British pound has increased consumer and producer prices, weighing on consumer spending without spurring a meaningful increase in exports. The UK has an extensive trade relationship with other EU members through its single market membership, and economic observers have warned the exit will jeopardize its position as the central location for European financial services. Prime Minister MAY is seeking a new "deep and special" trade relationship with the EU following the UK's exit. However, economists doubt that the UK will be able to preserve the benefits of EU membership without the obligations. The UK is expected to officially leave the EU by the end of March 2019.

Source : CIA

COMPANY SUMMARY

Registered Address

23 Shield Drive
West Cross Industrial Estate
Brentford
TW8 9EX

Trading Address

23 Shield Drive
Brentford
TW8 9EX

Website Address	http://www.cvp.com
Company Number	02391457
Telephone Number	-
Fax Number	-
TPS	-
FPS	Yes
Incorporation Date	02/06/1989
Previous Name	FETOROAD LIMITED
Type	Private Limited with Share Capital
FTSE Index	-
Date of Change	26/06/1989
Filing Date of Accounts	17/01/2018
Currency	GBP
Share Capital	£50,000
SIC07	59111
Charity Number	-
SIC07 Description	Motion picture production activities
Principal Activity	A group engaged in the sale and rental of equipment and the provision of related services to the broadcast and professional television industry.

ADDITIONAL INFORMATION

CCJ's

0 (£0)

No CCJ Information To Display

Ultimate Holding Company	INFINITY MEDIA GROUP LIMITED
Accountant	-
Mortgages	9
Trade Debtors	-

DISCLAIMER : This Report is **PRIVATE & CONFIDENTIAL** and it is prepared at the request of and for its use by the Subscriber only. The Subscriber shall use the contents of the Report merely as an aid to its business. Mira Inform Private Limited ("MIPL") has collated information/data in the Report, which have not been verified unless otherwise specifically mentioned in the Report. The Subscriber shall independently verify the accuracy and correctness of the information/data before in any way acting upon the same. MIPL shall not be liable for any harm, injury, loss or damage caused to the Subscriber due to default by the Subscriber's debtors/beneficiaries in fulfilling their obligations of any nature whatsoever. This Report or any of its portion shall not be used as a documentary evidence or otherwise before any investigative agencies or forum of law. This Report is confidential and proprietary to MIPL. The Subscriber and/or any other person(s) may not reproduce, publish or disclose any of the contents of the Report to others without the express authorization of MIPL. This Report is prepared and issued to the Subscriber without any risk, responsibility or liability on the part of MIPL or its officials.

Group 7 companies
Linkages 0 companies
Countries In 0 countries

KEY FINANCIALS

Year to Date	Turnover	Pre Tax Profit	Shareholder	Funds Employees
31.05.2017	£84,306,402	£2,129,557	£13,791,374	120
31.05.2016	£71,198,407	£2,746,214	£13,326,592	113
31.05.2015	£59,977,695	£2,253,811	£12,295,056	98

MORTGAGE SUMMARY

Total Mortgage 9
Outstanding 3
Satisfied 6

TRADE DEBTORS / BAD DEBT SUMMARY

Total Number of Documented Trade 1
Total Value of Documented Trade £230

COMMENTARY

This company has been treated as a Large company.
This company's return on total assets employed ratio indicates a highly efficient use of assets.
This company has made late payments on a medium percentage of invoices.
This company's ratio of total liabilities to total assets indicates the presence of moderate equity funding.
The company has more cash than short term bank borrowings.
This company trades in an industry with a moderate level of corporate failures.

CCJ

Total Number of Exact CCJs -	0	Total Value of Exact CCJs -	
-------------------------------------	---	------------------------------------	--

DISCLAIMER : This Report is **PRIVATE & CONFIDENTIAL** and it is prepared at the request of and for its use by the Subscriber only. The Subscriber shall use the contents of the Report merely as an aid to its business. Mira Inform Private Limited ("MIPL") has collated information/data in the Report, which have not been verified unless otherwise specifically mentioned in the Report. The Subscriber shall independently verify the accuracy and correctness of the information/data before in any way acting upon the same. MIPL shall not be liable for any harm, injury, loss or damage caused to the Subscriber due to default by the Subscriber's debtors/beneficiaries in fulfilling their obligations of any nature whatsoever. This Report or any of its portion shall not be used as a documentary evidence or otherwise before any investigative agencies or forum of law. This Report is confidential and proprietary to MIPL. The Subscriber and/or any other person(s) may not reproduce, publish or disclose any of the contents of the Report to others without the express authorization of MIPL. This Report is prepared and issued to the Subscriber without any risk, responsibility or liability on the part of MIPL or its officials.

Total Number of Possible CCJs -	0	Total Value of Possible CCJs -	
Total Number of Satisfied CCJs -	0	Total Value of Satisfied CCJs -	
Total Number of Writs -	-		

CURRENT DIRECTORS













Title	Mr	Function	Director
Name	Mark Andrew Forth	Nationality	British
Date of Birth	04/1969	Present Appointments	1
Latest Address	23 Shield Drive, West Cross Industrial Estate, Brentford	Appointment Date	07/01/2009
Post Code	TW8 9EX		
Title	Mr	Function	Director
Name	Jon Fry	Nationality	British
Date of Birth	10/1973	Present Appointments	7
Latest Address	23 Shield Drive, West Cross Industrial Estate, Brentford	Appointment Date	13/12/2017
Post Code	TW8 9EX		
Title	Mr	Function	Director
Name	Darren Simpson	Nationality	British
Date of Birth	06/1974	Present Appointments	7
Latest Address	23 Shield Drive, West Cross Industrial Estate, Brentford	Appointment Date	13/12/2017
Post Code	TW8 9EX		
Title	Mr	Function	Director
Name	Yevgeny Subbotin	Nationality	British
Date of Birth	05/1974	Present Appointments	6
Latest Address	23 Shield Drive, West Cross Industrial Estate, Brentford	Appointment Date	13/12/2017
Post Code	TW8 9EX		
Title	Mr	Function	Director
Name	Mansukh Kerai	Nationality	British
Date of Birth	11/1971	Present Appointments	7
Latest Address	23 Shield Drive, West Cross Industrial Estate, Brentford	Appointment Date	13/12/2017
Post Code	TW8 9EX		

CURRENT COMPANY SECRETARY

Top Shareholders

Name	Currency	Share Count	Share Type	Nominal Value	% of Total Share Count
INFINITY MEDIA GROUP LIMITED	GBP	50,000	ORDINARY	1	100




PROFIT & LOSS

	Date Of Accounts	31/05/17	(%)	31/05/16	(%)	31/05/15	(%)	31/05/14	(%)	31/05/13
	Weeks	52	(%)	52	(%)	52	(%)	52	(%)	52
	Currency	GBP	(%)	GBP	(%)	GBP	(%)	GBP	(%)	GBP
	Consolidated A/cs	Y	(%)	Y	(%)	Y	(%)	Y	(%)	Y
	Turnover	£84,306,402	18.4%	£71,198,407	18.7%	£59,977,695	8%	£55,514,273	6.6%	£52,089,880
	Export	£20,771,886	66.1%	£12,502,468	71.6%	£7,285,297	-3.1%	£7,518,763	9.8%	£6,850,785
	Cost of Sales	£72,473,457	18.8%	£61,015,229	20.2%	£50,745,737	7.6%	£47,156,486	10.5%	£42,658,105
	Gross Profit	£11,832,945	16.2%	£10,183,178	10.3%	£9,231,958	10.5%	£8,357,787	-11.4%	£9,431,775
	Wages & Salaries	£6,149,944	19.8%	£5,133,268	13.4%	£4,527,830	30.7%	£3,465,408	2.4%	£3,383,356
	Directors Emoluments	£1,250,808	51.9%	£823,320	17.5%	£700,652	23.7%	£566,562	11.3%	£508,818
	Operating Profit	£3,301,147	14.6%	£2,880,256	19.7%	£2,405,238	5.5%	£2,280,868	-30%	£3,258,265
	Depreciation	£305,568	4.3%	£292,978	9.3%	£267,946	16.7%	£229,545	-8.6%	£251,018
	Audit Fees	£16,500	6.5%	£15,500	-	£15,500	1.6%	£15,250	5.2%	£14,500
	Interest Payments	£49,059	-63.9%	£135,917	-13.7%	£157,476	-29.6%	£223,763	-17.5%	£271,331
	Pre Tax Profit	£2,129,557	-22.5%	£2,746,214	21.8%	£2,253,811	52.4%	£1,478,689	-50.6%	£2,993,293
	Taxation	-£664,775	-17.7%	-£564,678	-34.9%	-£418,607	20.6%	-£527,403	35.9%	-£822,712













DISCLAIMER : This Report is **PRIVATE & CONFIDENTIAL** and it is prepared at the request of and for its use by the Subscriber only. The Subscriber shall use the contents of the Report merely as an aid to its business. Mira Inform Private Limited ("MIPL") has collated information/data in the Report, which have not been verified unless otherwise specifically mentioned in the Report. The Subscriber shall independently verify the accuracy and correctness of the information/data before in any way acting upon the same. MIPL shall not be liable for any harm, injury, loss or damage caused to the Subscriber due to default by the Subscriber's debtors/beneficiaries in fulfilling their obligations of any nature whatsoever. This Report or any of its portion shall not be used as a documentary evidence or otherwise before any investigative agencies or forum of law. This Report is confidential and proprietary to MIPL. The Subscriber and/or any other person(s) may not reproduce, publish or disclose any of the contents of the Report to others without the express authorization of MIPL. This Report is prepared and issued to the Subscriber without any risk, responsibility or liability on the part of MIPL or its officials.

CREATIVE VIDEO PRODUCTIONS LIMITED - 524915

PAGE NO. : 8

	Profit After Tax	£1,464,782	-32.9%	£2,181,536	18.9%	£1,835,204	92.9%	£951,286	-56.2%	£2,170,581
	Dividends Payable	£1,000,000	-13%	£1,150,000	-	-	100%	£203,125	-	-
	Retained Profit	£464,782	-54.9%	£1,031,536	-43.8%	£1,835,204	145.3%	£748,161	-65.5%	£2,170,581






BALANCE SHEET

	Date Of Accounts	31/05/17	(%)	31/05/16	(%)	31/05/15	(%)	31/05/14	(%)	31/05/13
	Tangible Assets	£1,124,149	-54.5%	£2,469,329	0.8%	£2,448,679	-20.2%	£3,068,212	200.1%	£1,022,440
	Intangible Assets	0	-	0	-	0	-	0	-100%	£157,755
	Total Fixed Assets	£1,124,149	-54.5%	£2,469,329	0.8%	£2,448,679	-20.2%	£3,068,212	160%	£1,180,195
	Stock	£10,481,163	43.4%	£7,309,084	-30.2%	£10,472,464	-3.1%	£10,802,151	-7.1%	£11,623,137
	Trade Debtors	£10,252,540	11.9%	£9,164,022	2.8%	£8,917,964	21.1%	£7,362,058	4.7%	£7,033,140
	Cash	£5,043,094	-4.1%	£5,259,415	240.6%	£1,544,155	-22.2%	£1,985,133	30.6%	£1,519,866
	Other Debtors	£402,471	-17.3%	£486,828	-47.4%	£924,701	118.9%	£422,476	-54.8%	£934,021
	Miscellaneous Current Assets	0	-	0	-	0	-	0	-	0
	Total Current Assets	£26,179,268	17.8%	£22,219,349	1.6%	£21,859,284	6.3%	£20,571,818	-2.6%	£21,110,164
	Trade Creditors	£11,361,255	45.4%	£7,813,943	8.4%	£7,205,649	-4.4%	£7,538,040	8.3%	£6,959,711
	Bank Loans & Overdrafts	£200,000	-	£200,000	-	£200,000	-	£200,000	-	0
	Other Short Term	£23,151	25.2%	£18,487	-98.1%	£961,014	-10.6%	£1,074,614	-58.6%	£2,593,997






DISCLAIMER : This Report is **PRIVATE & CONFIDENTIAL** and it is prepared at the request of and for its use by the Subscriber only. The Subscriber shall use the contents of the Report merely as an aid to its business. Mira Inform Private Limited ("MIPL") has collated information/data in the Report, which have not been verified unless otherwise specifically mentioned in the Report. The Subscriber shall independently verify the accuracy and correctness of the information/data before in any way acting upon the same. MIPL shall not be liable for any harm, injury, loss or damage caused to the Subscriber due to default by the Subscriber's debtors/beneficiaries in fulfilling their obligations of any nature whatsoever. This Report or any of its portion shall not be used as a documentary evidence or otherwise before any investigative agencies or forum of law. This Report is confidential and proprietary to MIPL. The Subscriber and/or any other person(s) may not reproduce, publish or disclose any of the contents of the Report to others without the express authorization of MIPL. This Report is prepared and issued to the Subscriber without any risk, responsibility or liability on the part of MIPL or its officials.

CREATIVE VIDEO PRODUCTIONS LIMITED - 524915


PAGE NO. : 9

	Finance				%		%		%	
	Miscellaneous Current Liabilities	£875,328	-57.6%	£2,065,554	32.4%	£1,560,069	-3.7%	£1,620,393	55.6%	£1,041,104
	Total Current Liabilities	£12,459,734	23.4%	£10,097,984	1.7%	£9,926,732	-4.9%	£10,433,047	-1.5%	£10,594,812
	Bank Loans & Overdrafts and LTL	£1,252,309	-14.5%	£1,464,102	-36%	£2,286,175	-1.9%	£2,331,287	70.4%	£1,368,012
	Other Long Term Finance	£22,828	-30.2%	£32,697	-95%	£658,181	28.2%	£513,210	-62.5%	£1,368,012
	Total Long Term Liabilities	£1,052,309	-16.8%	£1,264,102	-39.4%	£2,086,175	-2.1%	£2,131,287	55.8%	£1,368,012

CAPITAL & RESERVES

	Date Of Accounts	31/05/17	(%)	31/05/16	(%)	31/05/15	(%)	31/05/14	(%)	31/05/13
	Called Up Share Capital	£50,000	-	£50,000	-	£50,000	-	£50,000	-	£50,000
	P & L Account Reserve	£13,741,374	3.5%	£13,276,592	8.4%	£12,245,056	11.1%	£11,025,696	7.3%	£10,277,535
	Revaluation Reserve	-	-	-	-	-	-	-	-	-
	Sundry Reserves	-	-	-	-	-	-	-	-	-
	Shareholder Funds	£13,791,374	3.5%	£13,326,592	8.4%	£12,295,056	11%	£11,075,696	7.2%	£10,327,535





OTHER FINANCIAL ITEMS

	Date Of Accounts	31/05/17	(%)	31/05/16	(%)	31/05/15	(%)	31/05/14	(%)	31/05/13
	Net Worth	£13,791,374	3.5%	£13,326,592	8.4%	£12,295,056	11%	£11,075,696	8.9%	£10,169,780





DISCLAIMER : This Report is **PRIVATE & CONFIDENTIAL** and it is prepared at the request of and for its use by the Subscriber only. The Subscriber shall use the contents of the Report merely as an aid to its business. Mira Inform Private Limited ("MIPL") has collated information/data in the Report, which have not been verified unless otherwise specifically mentioned in the Report. The Subscriber shall independently verify the accuracy and correctness of the information/data before in any way acting upon the same. MIPL shall not be liable for any harm, injury, loss or damage caused to the Subscriber due to default by the Subscriber's debtors/beneficiaries in fulfilling their obligations of any nature whatsoever. This Report or any of its portion shall not be used as a documentary evidence or otherwise before any investigative agencies or forum of law. This Report is confidential and proprietary to MIPL. The Subscriber and/or any other person(s) may not reproduce, publish or disclose any of the contents of the Report to others without the express authorization of MIPL. This Report is prepared and issued to the Subscriber without any risk, responsibility or liability on the part of MIPL or its officials.

CREATIVE VIDEO PRODUCTIONS LIMITED - 524915


PAGE NO. : 10

	Working Capital	£13,719,534	13.2 %	£12,121,365	1.6 %	£11,932,552	17.7 %	£10,138,771	- 3.6 %	£10,515,352
	Total Assets	£27,303,417	10.6 %	£24,688,678	1.6 %	£24,307,963	2.8%	£23,640,030	6.1 %	£22,290,359
	Total Liabilities	£13,512,043	18.9 %	£11,362,086	- 5.4 %	£12,012,907	- 4.4%	£12,564,334	5%	£11,962,824
	Net Assets	£13,791,374	3.5%	£13,326,592	8.4 %	£12,295,056	11%	£11,075,696	7.2 %	£10,327,535


CASH FLOW

	Date Of Accounts	31/05/17	(%)	31/05/16	(%)	31/05/15	(%)	31/05/14	(%)	31/05/13
	Net Cashflow from Operations	£1,808,541	- 73.3%	£6,780,148	412.3 %	£1,323,524	- 69.8%	£4,388,906	120.2 %	£1,993,236
	Net Cashflow before Financing	-£11,116	- 100.2 %	£4,558,971	999.9 %	£357,218	- 62.3%	£948,431	123.8 %	£423,704
	Net Cashflow from Financing	- £205,205	75.7%	- £843,711	-5.7%	- £798,196	- 65.2%	- £483,164	42.9%	- £845,793
	Increase in Cash	- £216,321	- 105.8 %	£3,715,260	942.5 %	- £440,978	- 194.8 %	£465,267	210.2 %	- £422,089















MISCELLANEOUS

	Date Of Accounts	31/05/17	(%)	31/05/16	(%)	31/05/15	(%)	31/05/14	(%)	31/05/13
	Contingent Liability	NO	-	NO	-	NO	-	NO	-	NO
	Capital Employed	£14,843,683	1.7 %	£14,590,694	1.5%	£14,381,231	8.9%	£13,206,983	12.9 %	£11,695,547

DISCLAIMER : This Report is **PRIVATE & CONFIDENTIAL** and it is prepared at the request of and for its use by the Subscriber only. The Subscriber shall use the contents of the Report merely as an aid to its business. Mira Inform Private Limited ("MIPL") has collated information/data in the Report, which have not been verified unless otherwise specifically mentioned in the Report. The Subscriber shall independently verify the accuracy and correctness of the information/data before in any way acting upon the same. MIPL shall not be liable for any harm, injury, loss or damage caused to the Subscriber due to default by the Subscriber's debtors/beneficiaries in fulfilling their obligations of any nature whatsoever. This Report or any of its portion shall not be used as a documentary evidence or otherwise before any investigative agencies or forum of law. This Report is confidential and proprietary to MIPL. The Subscriber and/or any other person(s) may not reproduce, publish or disclose any of the contents of the Report to others without the express authorization of MIPL. This Report is prepared and issued to the Subscriber without any risk, responsibility or liability on the part of MIPL or its officials.

	Number of Employees	120	6.2 %	113	15.3 %	98	11.4 %	88	3.5%	85
	Accountants									
	Auditors	MICHAEL KAY & COMPANY LIMITED								
	Auditor Comments	The audit report contains no adverse comments								
	Bankers									
	Bank Branch Code									

RATIOS

	Date Of Accounts	31/05/17	31/05/16	31/05/15	31/05/14	31/05/13
	Pre-tax profit margin %	2.53	3.86	3.76	2.66	5.75
	Current ratio	2.10	2.20	2.20	1.97	1.99
	Sales/Net Working Capital	6.14	5.87	5.03	5.48	4.95
	Gearing %	9.10	11	18.60	21	13.20
	Equity in %	50.50	54	50.60	46.90	46.70
	Creditor Days	49.05	39.94	43.73	49.42	48.63
	Debtor Days	44.26	46.85	54.12	48.27	49.14
	Liquidity/Acid Test	1.25	1.47	1.14	0.93	0.89
	Return On Capital Employed %	14.34	18.82	15.67	11.19	25.59
	Return On Total Assets Employed %	7.79	11.12	9.27	6.25	13.42
	Current Debt Ratio	0.90	0.75	0.80	0.94	1.02
	Total Debt Ratio	0.97	0.85	0.97	1.13	1.15
	Stock Turnover Ratio %	12.43	10.26	17.46	19.45	22.31
	Return on Net Assets Employed %	15.44	20.60	18.33	13.35	28.98

Report Notes

There are no notes to display.

Status History

No Status History found

DISCLAIMER : This Report is **PRIVATE & CONFIDENTIAL** and it is prepared at the request of and for its use by the Subscriber only. The Subscriber shall use the contents of the Report merely as an aid to its business. Mira Inform Private Limited ("MIPL") has collated information/data in the Report, which have not been verified unless otherwise specifically mentioned in the Report. The Subscriber shall independently verify the accuracy and correctness of the information/data before in any way acting upon the same. MIPL shall not be liable for any harm, injury, loss or damage caused to the Subscriber due to default by the Subscriber's debtors/beneficiaries in fulfilling their obligations of any nature whatsoever. This Report or any of its portion shall not be used as a documentary evidence or otherwise before any investigative agencies or forum of law. This Report is confidential and proprietary to MIPL. The Subscriber and/or any other person(s) may not reproduce, publish or disclose any of the contents of the Report to others without the express authorization of MIPL. This Report is prepared and issued to the Subscriber without any risk, responsibility or liability on the part of MIPL or its officials.

EVENT HISTORY

Date	Description
08/06/2018	Confirmation Statement
23/01/2018	New Accounts Filed
23/01/2018	New Accounts Filed
09/01/2018	New Board Member Mr Y. Subbotin appointed
03/01/2018	Change in Reg.Office
03/01/2018	Change of Company Postcode
03/01/2018	Mr S.J. Baxter has left the board
03/01/2018	Mrs A.L. Baxter has left the board
03/01/2018	New Board Member Y. Subbotin appointed
03/01/2018	New Board Member Mr M. Kerai appointed
03/01/2018	New Board Member Mr D. Simpson appointed
03/01/2018	New Board Member Mr J. Fry appointed
17/07/2017	Mr T.P. Irons has left the board
05/06/2017	Confirmation Statement
03/03/2017	Payment Data Update Received

PREVIOUS COMPANY NAMES

Date	Previous Name
26/06/1989	FETOROAD LIMITED

Writ Details

No writs found

STATISTICS

Group	7 companies
Linkages	0 companies
Countries	In 0 countries

SUMMARY

Holding Company	INFINITY MEDIA GROUP LIMITED
Ownership Status	Wholly Owned
Ultimate Holding Company	INFINITY MEDIA GROUP LIMITED

DISCLAIMER : This Report is **PRIVATE & CONFIDENTIAL** and it is prepared at the request of and for its use by the Subscriber only. The Subscriber shall use the contents of the Report merely as an aid to its business. Mira Inform Private Limited ("MIPL") has collated information/data in the Report, which have not been verified unless otherwise specifically mentioned in the Report. The Subscriber shall independently verify the accuracy and correctness of the information/data before in any way acting upon the same. MIPL shall not be liable for any harm, injury, loss or damage caused to the Subscriber due to default by the Subscriber's debtors/beneficiaries in fulfilling their obligations of any nature whatsoever. This Report or any of its portion shall not be used as a documentary evidence or otherwise before any investigative agencies or forum of law. This Report is confidential and proprietary to MIPL. The Subscriber and/or any other person(s) may not reproduce, publish or disclose any of the contents of the Report to others without the express authorization of MIPL. This Report is prepared and issued to the Subscriber without any risk, responsibility or liability on the part of MIPL or its officials.

GROUP STRUCTUREFULL

Company Name	Registered Number	Latest Key Financials	Consol. Accounts	Turnover
INFINITY MEDIA GROUP LIM...	10961885	-	N	
CREATIVE VIDEO PRODUCT...	02391457	31.05.2017	Y	£84,306,402
MITCORP BROADCAST RE...	03455176	31.05.2017	N	
MITCORP DIGITAL MEDI...	04893491	31.05.2017	N	
MITCORP INTERNATIONAL...	05549176	31.05.2017	N	
CREATIVE VIDEO LIMITED	11140611	-	N	
MITCORP (UK) LIMITED	02825643	31.05.2017	N	

MORTGAGE DETAILS

Mortgage Type:			
Date Charge Created:	21/12/17		
Date Charge Registered:	21/12/17		
Date Charge Satisfied:	-		
Status:	OUTSTANDING		
Person(s) Entitled:	HSBC INVOICE FINANCE (UK) LTD;		
Amount Secured:			
Details:	CONTAINS FIXED CHARGE.CONTAINS FLOATINGCHARGE.FLOATING CHARGE COVERS ALL THE PROPERTY OR UNDERTAKING OF THE COMPANY.CONTAINS NEGATIVE PLEDGE.		
Mortgage Type:			
Date Charge Created:	13/12/17		
Date Charge Registered:	15/12/17		
Date Charge Satisfied:	-		
Status:	OUTSTANDING		
Person(s) Entitled:	HSBC BANK PLC;		
Amount Secured:			
Details:	N/ACONTAINS FIXED CHARGE.CONTAINS FLOATING CHARGE.FLOATING CHARGE COVERS ALL THE PROPERTY OR UNDERTAKING OF THE COMPANY.CONTAINS NEGATIVE PLEDGE.		
Mortgage Type:			
Date Charge Created:	13/12/17		
Date Charge Registered:	15/12/17		
Date Charge Satisfied:	-		
Status:	OUTSTANDING		
Person(s) Entitled:	HSBC BANK PLC;		
Amount Secured:			

DISCLAIMER : This Report is **PRIVATE & CONFIDENTIAL** and it is prepared at the request of and for its use by the Subscriber only. The Subscriber shall use the contents of the Report merely as an aid to its business. Mira Inform Private Limited ("MIPL") has collated information/data in the Report, which have not been verified unless otherwise specifically mentioned in the Report. The Subscriber shall independently verify the accuracy and correctness of the information/data before in any way acting upon the same. MIPL shall not be liable for any harm, injury, loss or damage caused to the Subscriber due to default by the Subscriber's debtors/beneficiaries in fulfilling their obligations of any nature whatsoever. This Report or any of its portion shall not be used as a documentary evidence or otherwise before any investigative agencies or forum of law. This Report is confidential and proprietary to MIPL. The Subscriber and/or any other person(s) may not reproduce, publish or disclose any of the contents of the Report to others without the express authorization of MIPL. This Report is prepared and issued to the Subscriber without any risk, responsibility or liability on the part of MIPL or its officials.

Details:	THE FREEHOLD PROPERTY KNOWN AS PRIORY MILL, CASTLE ROAD, STUDLEY REGISTERED AT THE LAND REGISTRY WITH TITLE NUMBER WK329647. FOR MORE DETAILS PLEASE REFER TO THE INSTRUMENT.CONTAINS FIXED CHARGE.		
Mortgage Type:			
Date Charge Created:	19/07/13		
Date Charge Registered:	26/07/13		
Date Charge Satisfied:	15/12/17		
Status:	SATISFIED		
Person(s) Entitled:	THE ROYAL BANK OF SCOTLAND PLC;		
Amount Secured:			
Details:	PRIOR MILL CASTLE ROAD STUDLEY WARWICKSHIRE T/NO WK329647CONTAINS FIXED CHARGE.CONTAINS FLOATING CHARGE.NOTIFICATION OFADDITION TO OR AMENDMENT OF CHARGE.		
Mortgage Type:	SUPPLEMENTAL CHATTEL MORTGAGE		
Date Charge Created:	28/05/10		
Date Charge Registered:	04/06/10		
Date Charge Satisfied:	01/09/11		
Status:	SATISFIED		
Person(s) Entitled:	FIVE ARROWS LEASING LIMITED T/A FINELINE MEDIA FINANCE		
Amount Secured:			
Details:	ALL RIGHT TITLE AND INTEREST IN THE NON-VESTING ASSETS; 2X USED SONY HDCU-1500 HD CAMERA CONTROL UNIT S/N:40254 & 12134; 2X USED SONY HDCU-1500 PORTABLE CAM WITH NO VIEW FINDERS/N 12498 & 12102; 2X USED SONY HDVF-20A HD B&W CRT VIEWFINDER(2 INCH)S/N:11987 & 110718 (FOR FURTHERDETAILS OF CHATTELS CHARGED PLEASE REFER TO FORM MG01) SEE IMAGE FOR FULL DETAILS		
Mortgage Type:	DEBENTURE		
Date Charge Created:	30/01/08		
Date Charge Registered:	06/02/08		
Date Charge Satisfied:	15/12/17		
Status:	SATISFIED		
Person(s) Entitled:	NATIONAL WESTMINSTER BANK PLC;		
Amount Secured:			
Details:	FIXED AND FLOATING CHARGES OVER THE UNDERTAKING AND ALL PROPERTY AND ASSETS PRESENT AND FUTURE INCLUDING GOODWILL UNCALLED CAPITAL BUILDINGS FIXTURES PLANT ANDMACHINERYSEE THE MORTGAGE CHARGE DOCUMENT FOR FULL DETAILS		
Mortgage Type:	LEGAL MORTGAGE		
Date Charge Created:	01/12/03		
Date Charge Registered:	03/12/03		
Date Charge Satisfied:	06/02/08		
Status:	SATISFIED		
Person(s) Entitled:	HSBC BANK PLC		
Amount Secured:	ALL MONIES DUE OR TO BECOME DUE FROM THE COMPANY TO THE CHARGE ON ANY ACCOUNT WHATSOEVER		
Details:	F/H PROPERTY K/A 15 ALCESTER ROAD, STUDLEY, STRATFORD-ON-AVON,		

	WARWICKSHIRE T/NO WK405143 WITH THE BENEFIT OF ALL RIGHTS LICENCES GUARANTEES RENT DEPOSITS CONTRACTS DEEDS UNDERTAKINGS AND WARRANTIES RELATING TO THE PROPERTY ANY SHARES OR MEMBERSHIP RIGHTS IN ANY MANAGEMENT COMPANY FOR THE PROPERTY ANY GOODWILL OF ANY BUSINESS FROM TIME TO TIME CARRIED ON AT THE PROPERTY ANY RENTAL AND OTHER MONEY PAYABLE UNDER ANY LEASE LICENCE OR OTHER INTEREST CREATED IN RESPECT OF THE PROPERTY AND ALL OTHER PAYMENTS WHATEVER IN RESPECT OF THE PROPERTY		
Mortgage Type:	DEBENTURE		
Date Charge Created:	27/10/03		
Date Charge Registered:	30/10/03		
Date Charge Satisfied:	06/02/08		
Status:	SATISFIED		
Person(s) Entitled:	HSBC BANK PLC		
Amount Secured:	ALL MONIES DUE OR TO BECOME DUE FROM THE COMPANY TO THE CHARGE ON ANY ACCOUNT WHATSOEVER		
Details:	FIXED AND FLOATING CHARGES OVER THE UNDERTAKING AND ALL PROPERTY AND ASSETS PRESENT AND FUTURE INCLUDING GOODWILL BOOK DEBTS UNCALLED CAPITAL BUILDINGS FIXTURES FIXED PLANT AND MACHINERY SEE THE MORTGAGE CHARGE DOCUMENT FOR FULL DETAILS		
Mortgage Type:	LEGAL MORTGAGE		
Date Charge Created:	01/11/02		
Date Charge Registered:	09/11/02		
Date Charge Satisfied:	06/02/08		
Status:	SATISFIED		
Person(s) Entitled:	YORKSHIRE BANK PLC		
Amount Secured:	ALL MONIES DUE OR TO BECOME DUE FROM THE COMPANY TO THE CHARGE ON ANY ACCOUNT WHATSOEVER		
Details:	15 ALCESTER ROAD STUDLEY ASSIGNS THE GOODWILL OF ALL BUSINESSES FROM TIME TO TIME CARRIED ON AT THE PROPERTY WITH THE BENEFIT OF ALL AUTHORISATIONS PERMITS REGISTRATION CERTIFICATES OR LICENCES OF ANY KIND ALSO BY WAY OF FIXED CHARGE THE EQUIPMENT AND GOODS (IF ANY) AND ALL OTHER FIXTURES FITTINGS PLANT AND MACHINERY AND BY WAY OF FLOATING CHARGE ON OTHER MOVEABLE PLANT MACHINERY FURNITURE EQUIPMENT GOODS AND OTHER EFFECTS WHICH FROM TIME TO TIME ON THE PROPERTY		

CREATOR DETAILS

	Total Number	Total Value
Trade Creditors	0	-
No Creditor Data		

DISCLAIMER : This Report is **PRIVATE & CONFIDENTIAL** and it is prepared at the request of and for its use by the Subscriber only. The Subscriber shall use the contents of the Report merely as an aid to its business. Mira Inform Private Limited ("MIPL") has collated information/data in the Report, which have not been verified unless otherwise specifically mentioned in the Report. The Subscriber shall independently verify the accuracy and correctness of the information/data before in any way acting upon the same. MIPL shall not be liable for any harm, injury, loss or damage caused to the Subscriber due to default by the Subscriber's debtors/beneficiaries in fulfilling their obligations of any nature whatsoever. This Report or any of its portion shall not be used as a documentary evidence or otherwise before any investigative agencies or forum of law. This Report is confidential and proprietary to MIPL. The Subscriber and/or any other person(s) may not reproduce, publish or disclose any of the contents of the Report to others without the express authorization of MIPL. This Report is prepared and issued to the Subscriber without any risk, responsibility or liability on the part of MIPL or its officials.

TRADE DEBTORS / BAD DEBT DETAIL

	Total Number of Documented Trade	Total Value of Documented Trade	
Trade Debtors	1	£230	
Company Name	Amount	Statement Date	
Computer Warehouse Limited	£230	15/04/2010	

PREVIOUS DIRECTOR/COMPANY SECRETARIES

Name	Current Active Appointments	Previous Appointments	Dissolved Companies
Philip John Baxter	0	12	2
Philip John Baxter	0	12	2
Alison Lee Baxter	3	5	2
Steven James Baxter	3	4	1
Timothy Philip Irons	6	5	0
Thomas Bartley-Smith	0	6	4
Total Persons With Significant Control	2	Total Statements	0
Active	1	Active	0
Ceased	1	Ceased	0

ACTIVE PERSONS WITH SIGNIFICANT CONTROL

Name	Infinity Media Group Limited	Kind	Corporate Entity With Significant Control
Address	23 Shield Drive, West Cross Industrial Estate, Brentford, Middlesex	Notified On	13/12/2017
Post Code	TW8 9EX	Legal Form	Private Company Limited By Shares
Authority	Companies Act 2006	Place Registered	Companies House
Country Registered	England And Wales	Registration Number	10961885
Nature Of Control	Ownership Of Shares 75 To 100 Percent, Voting Rights 75 To 100 Percent, Right To Appoint And Remove Directors		

CEASED PERSONS WITH SIGNIFICANT CONTROL

Name	Mrs Alison Lee Baxter	Kind	Individual Person With
------	-----------------------	------	------------------------

DISCLAIMER : This Report is **PRIVATE & CONFIDENTIAL** and it is prepared at the request of and for its use by the Subscriber only. The Subscriber shall use the contents of the Report merely as an aid to its business. Mira Inform Private Limited ("MIPL") has collated information/data in the Report, which have not been verified unless otherwise specifically mentioned in the Report. The Subscriber shall independently verify the accuracy and correctness of the information/data before in any way acting upon the same. MIPL shall not be liable for any harm, injury, loss or damage caused to the Subscriber due to default by the Subscriber's debtors/beneficiaries in fulfilling their obligations of any nature whatsoever. This Report or any of its portion shall not be used as a documentary evidence or otherwise before any investigative agencies or forum of law. This Report is confidential and proprietary to MIPL. The Subscriber and/or any other person(s) may not reproduce, publish or disclose any of the contents of the Report to others without the express authorization of MIPL. This Report is prepared and issued to the Subscriber without any risk, responsibility or liability on the part of MIPL or its officials.

			Significant Control
Address	23 Shield Drive, West Cross Industrial Estate, Brentford	Country Of Residence	England
Post Code	TW8 9EX	Nationality	British
Date of Birth	03/1959	Notified On	06/04/2017
Nature Of Control	Ownership Of Shares 75 To 100 Percent, Voting Rights 75 To 100 Percent	Ceased On	13/12/2017

Active Statements

No Active Statements To Display

Ceased Statements

No Ceased Statements To Display

FOREIGN EXCHANGE RATES

Currency	Unit	Indian Rupees
US Dollar	1	INR 68.95
UK Pound	1	INR 88.19
Euro	1	INR 79.00
GBP	1	INR 88.60

Note : Above are approximate rates obtained from sources believed to be correct

INFORMATION DETAILS

Analysis Done by :	NIS
Report Prepared by :	TPT

DISCLAIMER : This Report is **PRIVATE & CONFIDENTIAL** and it is prepared at the request of and for its use by the Subscriber only. The Subscriber shall use the contents of the Report merely as an aid to its business. Mira Inform Private Limited ("MIPL") has collated information/data in the Report, which have not been verified unless otherwise specifically mentioned in the Report. The Subscriber shall independently verify the accuracy and correctness of the information/data before in any way acting upon the same. MIPL shall not be liable for any harm, injury, loss or damage caused to the Subscriber due to default by the Subscriber's debtors/beneficiaries in fulfilling their obligations of any nature whatsoever. This Report or any of its portion shall not be used as a documentary evidence or otherwise before any investigative agencies or forum of law. This Report is confidential and proprietary to MIPL. The Subscriber and/or any other person(s) may not reproduce, publish or disclose any of the contents of the Report to others without the express authorization of MIPL. This Report is prepared and issued to the Subscriber without any risk, responsibility or liability on the part of MIPL or its officials.

RATING EXPLANATIONS

Credit Rating	Explanation	Rating Comments
A++	Minimum Risk	Business dealings permissible with minimum risk of default
A+	Low Risk	Business dealings permissible with low risk of default
A	Acceptable Risk	Business dealings permissible with moderate risk of default
B	Medium Risk	Business dealings permissible on a regular monitoring basis
C	Medium High Risk	Business dealings permissible preferably on secured basis
D	High Risk	Business dealing not recommended or on secured terms only
NB	New Business	No recommendation can be done due to business in infancy stage
NT	No Trace	No recommendation can be done as the business is not traceable

NB is stated where there is insufficient information to facilitate rating. However, it is not to be considered as unfavourable.

This score serves as a reference to assess SC's credit risk and to set the amount of credit to be extended. It is calculated from a composite of weighted scores obtained from each of the major sections of this report. The assessed factors are as follows:

- Financial condition covering various ratios
- Company background and operations size
- Promoters / Management background
- Payment record
- Litigation against the subject
- Industry scenario / competitor analysis
- Supplier / Customer / Banker review (wherever available)