

## MIRA INFORM REPORT

<b>Report No. :</b>	524138
<b>Report Date :</b>	13.08.2018

### IDENTIFICATION DETAILS

<b>Name :</b>	D C JOHAR AND SONS PRIVATE LIMITED (w.e.f. 04.08.1992)
<b>Formerly Known As :</b>	D C JOHAR AND SONS LIMITED
<b>Registered Office :</b>	27, Delite Theatre Building, V H Road, Coimbatore – 641001, Tamil Nadu
<b>Tel. No.:</b>	91-484-4077888
<b>Country :</b>	India
<b>Financials (as on) :</b>	31.03.2017
<b>Date of Incorporation :</b>	21.04.1948
<b>CIN No.:</b> [Company Identification No.]	U52110TZ1948PTC000043
<b>Capital Investment / Paid-up Capital :</b>	INR 25.000 Million
<b>IEC No.:</b> [Import-Export Code No.]	32070375562
<b>PAN No.:</b> [Permanent Account No.]	AABCD0743P
<b>GSTN :</b> [Goods & Service Tax Registration No.]	Not Available
<b>Legal Form :</b>	Private Limited Liability Company
<b>Line of Business :</b>	Wholesale traders, importers of foods products, C & F agents. [Registered Activity]
<b>No. of Employees :</b>	Information denied by the management

### RATING & COMMENTS

(Mira Inform has adopted New Rating mechanism w.e.f. 23<sup>rd</sup> January 2017)

**DISCLAIMER :** This Report is **PRIVATE & CONFIDENTIAL** and it is prepared at the request of and for its use by the Subscriber only. The Subscriber shall use the contents of the Report merely as an aid to its business. Mira Inform Private Limited ("MIPL") has collated information/data in the Report, which have not been verified unless otherwise specifically mentioned in the Report. The Subscriber shall independently verify the accuracy and correctness of the information/data before in any way acting upon the same. MIPL shall not be liable for any harm, injury, loss or damage caused to the Subscriber due to default by the Subscriber's debtors/beneficiaries in fulfilling their obligations of any nature whatsoever. This Report or any of its portion shall not be used as a documentary evidence or otherwise before any investigative agencies or forum of law. This Report is confidential and proprietary to MIPL. The Subscriber and/or any other person(s) may not reproduce, publish or disclose any of the contents of the Report to others without the express authorization of MIPL. This Report is prepared and issued to the Subscriber without any risk, responsibility or liability on the part of MIPL or its officials.

<b>MIRA's Rating :</b>	<b>B</b>
------------------------	----------

Credit Rating	Explanation	Rating Comments
B	Medium Risk	Business dealings permissible on a regular monitoring basis
<b>Maximum Credit Limit :</b>	USD 120000	
<b>Status :</b>	Moderate	
<b>Payment Behaviour :</b>	Slow but Correct	
<b>Litigation :</b>	Clear	
<b>Comments :</b>	<p>Subject was incorporated in the year 1948 and it is a wholesaler, trader and importer of good products and c and f agents.</p> <p>As per financials of March 2017, the company has registered marginal growth in its revenue and has reported average profit margin.</p> <p>Rating takes into consideration the company's moderate financial risk profile along with low reserves level and average liquidity position.</p> <p>Payments seems to be slow but correct.</p> <p>In view of aforesaid, the company can be considered for business dealings with some caution.</p>	

**NOTES :** Any query related to this report can be made on e-mail : [infodept@mirainform.com](mailto:infodept@mirainform.com) while quoting report number, name and date.

**ECGC Country Risk Classification List**

Country Name	Previous Rating (31.12.2017)	Current Rating (01.04.2018)
India	A1	A1

Risk Category	ECGC Classification
Insignificant	A1
Low Risk	A2
Moderately Low Risk	B1
Moderate Risk	B2
Moderately High Risk	C1
High Risk	C2
Very High Risk	D

**DISCLAIMER :** This Report is **PRIVATE & CONFIDENTIAL** and it is prepared at the request of and for its use by the Subscriber only. The Subscriber shall use the contents of the Report merely as an aid to its business. Mira Inform Private Limited ("MIPL") has collated information/data in the Report, which have not been verified unless otherwise specifically mentioned in the Report. The Subscriber shall independently verify the accuracy and correctness of the information/data before in any way acting upon the same. MIPL shall not be liable for any harm, injury, loss or damage caused to the Subscriber due to default by the Subscriber's debtors/beneficiaries in fulfilling their obligations of any nature whatsoever. This Report or any of its portion shall not be used as a documentary evidence or otherwise before any investigative agencies or forum of law. This Report is confidential and proprietary to MIPL. The Subscriber and/or any other person(s) may not reproduce, publish or disclose any of the contents of the Report to others without the express authorization of MIPL. This Report is prepared and issued to the Subscriber without any risk, responsibility or liability on the part of MIPL or its officials.

**RBI DEFAULTERS' LIST STATUS**

Subject's name is not enlisted as a defaulter in the publicly available RBI Defaulters' list.

**EPF (Employee Provident Fund) DEFAULTERS' LIST STATUS**

Subject's name is not enlisted as a defaulter in the publicly available EPF (Employee Provident Fund) Defaulters' list as of 31-03-2018.

**BIFR (Board for Industrial & Financial Reconstruction) LISTING STATUS**

Subject's name is not listed as a Sick Unit in the publicly available BIFR (Board for Industrial & Financial Reconstruction) list as of 13.08.2018.

**IBBI (Insolvency and Bankruptcy Board of India) LISTING STATUS**

Subject's name is not listed in the publicly available IBBI (Insolvency and Bankruptcy Board of India) list as of report date.

**INFORMATION DENIED BY**

<b>Name :</b>	Mr. vasudevan
<b>Designation :</b>	Company Secretary
<b>Contact No.:</b>	91-484-4077888
<b>Date :</b>	09.08.2018

**LOCATIONS**

<b>Registered Office :</b>	27, Delite Theatre Building, V H Road, Coimbatore – 641001, Tamilnadu, India
<b>Tel. No.:</b>	91-422-2390008/ / 484-4077888
<b>Fax No.:</b>	91-422-4397038
<b>E-Mail :</b>	<a href="mailto:ho@joharsgroup.com">ho@joharsgroup.com</a> <a href="mailto:info@joharsgroup.com">info@joharsgroup.com</a>
<b>Website :</b>	<a href="http://www.joharsgroup.com">http://www.joharsgroup.com</a>
<b>Imports and National Distribution Coordination Office:</b>	No.1013/E, 17th 'E' Cross, Indiranagar II Stage, Bangalore - 560038, Karnataka, India
<b>Tel. No.:</b>	91-80-42042069
<b>West India Coordination office:</b>	C/o. Dimensional Academy Private Limited (OPC), B -Wing, 4th Floor, Vasudev Chambers, Old Wilson Pen Company, Andheri (East), Mumbai-410 069,

**DISCLAIMER :** This Report is **PRIVATE & CONFIDENTIAL** and it is prepared at the request of and for its use by the Subscriber only. The Subscriber shall use the contents of the Report merely as an aid to its business. Mira Inform Private Limited ("MIPL") has collated information/data in the Report, which have not been verified unless otherwise specifically mentioned in the Report. The Subscriber shall independently verify the accuracy and correctness of the information/data before in any way acting upon the same. MIPL shall not be liable for any harm, injury, loss or damage caused to the Subscriber due to default by the Subscriber's debtors/beneficiaries in fulfilling their obligations of any nature whatsoever. This Report or any of its portion shall not be used as a documentary evidence or otherwise before any investigative agencies or forum of law. This Report is confidential and proprietary to MIPL. The Subscriber and/or any other person(s) may not reproduce, publish or disclose any of the contents of the Report to others without the express authorization of MIPL. This Report is prepared and issued to the Subscriber without any risk, responsibility or liability on the part of MIPL or its officials.

	Maharashtra, India
<b>North India Coordination office:</b>	Dilmah Tea India, Malviya Business Centre, 34, Corner Market, Malviya Nagar, New Delhi-110 017, India
<b>Administrative Head Office:</b>	3rd Floor, Noor Trade Centre, Market Road, Ernakulam, Cochin – 682011, Kerala, India
<b>Tel. No.:</b>	91-484-4077888
<b>Fax No.:</b>	91-484-2382366
<b>Branch Office:</b>	Located at <ul style="list-style-type: none"> <li>• Ernakulam</li> <li>• Bangalore</li> <li>• Mumbai</li> </ul>

**DIRECTORS**

As on 31.03.2018

<b>Name :</b>	Mr. Pravesh Pratap Johar		
<b>Designation :</b>	Managing director		
<b>Address :</b>	XL – 6295, Market Road, Ernakulam, Cochin – 682011, Kerala, India		
<b>Date of Birth/Age :</b>	12.01.1949		
<b>Date of Appointment :</b>	11.02.1967		
<b>DIN No.:</b>	00016440		
<b>Other Directorship:</b>			
<b>CIN/FCRN</b>	<b>Company Name</b>	<b>Begin Date</b>	<b>End Date</b>
U02411TZ1981PTC001006	P J CHEMICALS AND INVESTING CO PRIVATE LIMITED	12/01/1982	-
U02424TZ1997PTC007873	ULTIMATE CARE PRODUCTS PRIVATE LIMITED	02/05/1997	-
U05110TZ1970PTC000610	JOHARS PRIVATE LIMITED	17/03/1970	-
U17111TZ1981PTC001032	RUPA TEXTILES PRIVATE LIMITED	25/04/1982	-
U24246TZ1993PTC004523	UNIVERSAL COSMETIC PRIVATE LIMITED	23/07/1993	-
U55101TZ1991PTC003083	UNIVERSAL HEALTH CARE PRODUCTS PRIVATE LIMITED	10/01/1991	-
U65993TZ1981PTC001004	SAI HOLDINGS AND GENERAL INVESTING CO PRIVATE LIMITED	12/01/1982	-
U65993TZ1981PTC001005	K L INVESTING AND HOLDING COMPANY PRIVATE LIMITED	12/01/1982	-
<b>Name :</b>	Mr. Sushil Johar		
<b>Designation :</b>	Director		
<b>Address :</b>	XL – 6295, Market Road, Ernakulam, Cochin – 682011, Kerala, India		
<b>Date of Birth/Age :</b>	21.06.1954		
<b>Date of Appointment :</b>	02.08.1982		
<b>DIN No :</b>	00016431		

**DISCLAIMER :** This Report is **PRIVATE & CONFIDENTIAL** and it is prepared at the request of and for its use by the Subscriber only. The Subscriber shall use the contents of the Report merely as an aid to its business. Mira Inform Private Limited ("MIPL") has collated information/data in the Report, which have not been verified unless otherwise specifically mentioned in the Report. The Subscriber shall independently verify the accuracy and correctness of the information/data before in any way acting upon the same. MIPL shall not be liable for any harm, injury, loss or damage caused to the Subscriber due to default by the Subscriber's debtors/beneficiaries in fulfilling their obligations of any nature whatsoever. This Report or any of its portion shall not be used as a documentary evidence or otherwise before any investigative agencies or forum of law. This Report is confidential and proprietary to MIPL. The Subscriber and/or any other person(s) may not reproduce, publish or disclose any of the contents of the Report to others without the express authorization of MIPL. This Report is prepared and issued to the Subscriber without any risk, responsibility or liability on the part of MIPL or its officials.

<b>Other Directorship:</b>			
<b>CIN/FCRN</b>	<b>Company Name</b>	<b>Begin Date</b>	<b>End Date</b>
U02411TZ1981PTC001006	P J CHEMICALS AND INVESTING CO PRIVATE LIMITED	02/08/1982	-
U02424TZ1997PTC007873	ULTIMATE CARE PRODUCTS PRIVATE LIMITED	02/05/1997	-
U05110TZ1970PTC000610	JOHARS PRIVATE LIMITED	02/08/1982	-
U17111TZ1981PTC001032	RUPA TEXTILES PRIVATE LIMITED	25/04/1982	-
U24246TZ1993PTC004523	UNIVERSAL COSMETIC PRIVATE LIMITED	23/07/1993	-
U55101TZ1991PTC003083	UNIVERSAL HEALTH CARE PRODUCTS PRIVATE LIMITED	10/01/1991	-
U65993TZ1981PTC001004	SAI HOLDINGS AND GENERAL INVESTING CO PRIVATE LIMITED	02/08/1982	-
U65993TZ1981PTC001005	K L INVESTING AND HOLDING COMPANY PRIVATE LIMITED	02/08/1982	-
<b>Name :</b> Mr. Madhukar Johar			
<b>Designation :</b> Director			
<b>Address :</b> XL – 6295, Market Road, Ernakulam, Cochin – 682011, Kerala, India			
<b>Date of Birth/Age :</b> 14.04.1977			
<b>Date of Appointment :</b> 24.09.1997			
<b>DIN No :</b> 00016430			
<b>Other Directorship:</b>			
<b>CIN/FCRN</b>	<b>Company Name</b>	<b>Begin Date</b>	<b>End Date</b>
U02411TZ1981PTC001006	P J CHEMICALS AND INVESTING CO PRIVATE LIMITED	09/02/2011	-
U02424TZ1997PTC007873	ULTIMATE CARE PRODUCTS PRIVATE LIMITED	24/09/1997	-
U05110TZ1970PTC000610	JOHARS PRIVATE LIMITED	24/09/1997	-
U17111TZ1981PTC001032	RUPA TEXTILES PRIVATE LIMITED	13/06/2011	-
U24246TZ1993PTC004523	UNIVERSAL COSMETIC PRIVATE LIMITED	24/09/1997	-
U55101TZ1991PTC003083	UNIVERSAL HEALTH CARE PRODUCTS PRIVATE LIMITED	24/09/1997	-
U65993TZ1981PTC001004	SAI HOLDINGS AND GENERAL INVESTING CO PRIVATE LIMITED	13/06/2011	-
U65993TZ1981PTC001005	K L INVESTING AND HOLDING COMPANY PRIVATE LIMITED	13/06/2011	-
U72200KA2016PTC086421	MECHANEED AUTO TECHNOLOGIES PRIVATE LIMITED	23/02/2016	-
<b>Name :</b> Mr. Rahul Johar			
<b>Designation :</b> Director			
<b>Address :</b> XL – 6295, Market Road, Ernakulam, Cochin – 682011, Kerala, India			
<b>Date of Birth/Age :</b> 07.06.1979			
<b>Date of Appointment :</b> 28.02.2002			
<b>DIN No :</b> 00016436			
<b>Other Directorship:</b>			

CIN/FCRN	Company Name	Begin Date	End Date
U02411TZ1981PTC001006	P J CHEMICALS AND INVESTING CO PRIVATE LIMITED	09/02/2011	-
U02424TZ1997PTC007873	ULTIMATE CARE PRODUCTS PRIVATE LIMITED	28/02/2000	-
U05110TZ1970PTC000610	JOHARS PRIVATE LIMITED	28/02/2000	-
U17111TZ1981PTC001032	RUPA TEXTILES PRIVATE LIMITED	13/06/2011	-
U24246TZ1993PTC004523	UNIVERSAL COSMETIC PRIVATE LIMITED	28/02/2000	-
U55101TZ1991PTC003083	UNIVERSAL HEALTH CARE PRODUCTS PRIVATE LIMITED	28/02/2000	-
U65993TZ1981PTC001004	SAI HOLDINGS AND GENERAL INVESTING CO PRIVATE LIMITED	13/06/2011	-
U65993TZ1981PTC001005	K L INVESTING AND HOLDING COMPANY PRIVATE LIMITED	13/06/2011	-
U72200KA2016PTC086421	MECHANEED AUTO TECHNOLOGIES PRIVATE LIMITED	23/02/2016	-

**KEY EXECUTIVES**

<b>Name :</b>	Mr. Vasudevan
<b>Designation :</b>	Company Secretary

**MAJOR SHAREHOLDERS**

**As on 31.03.2017**

Names of Shareholders	No. of Shares
Universal Cosmetics Private Limited, India	134000
Madhukar Johar	25
Rahul Johar	1070
Pravesh Pratap Johar	1184
Priyanka Johar	1071
RSK Charitable Trust	1150
K. L. Johar Will Trust	50
Johar Hospital Trust	80400
K. L Syndicate	3400
P. J. Syndicate	3400
Sai Syndicate	3400
Ramperkash Devis Will Trust	20850
	<b>250000</b>

**Equity Share Break up (Percentage of Total Equity)**

**As on 30.09.2017**

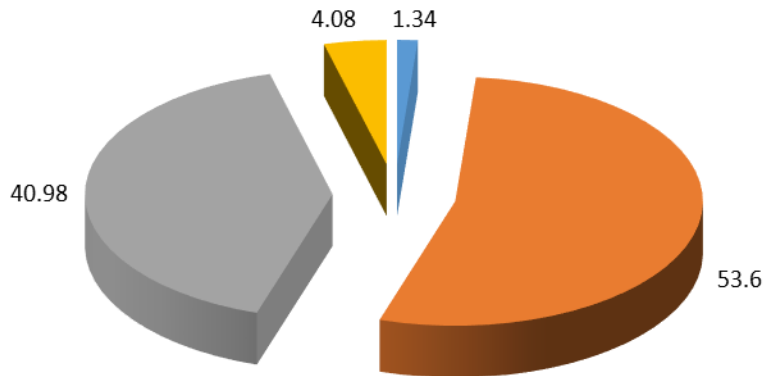
Category	Percentage
----------	------------

**DISCLAIMER :** This Report is **PRIVATE & CONFIDENTIAL** and it is prepared at the request of and for its use by the Subscriber only. The Subscriber shall use the contents of the Report merely as an aid to its business. Mira Inform Private Limited ("MIPL") has collated information/data in the Report, which have not been verified unless otherwise specifically mentioned in the Report. The Subscriber shall independently verify the accuracy and correctness of the information/data before in any way acting upon the same. MIPL shall not be liable for any harm, injury, loss or damage caused to the Subscriber due to default by the Subscriber's debtors/beneficiaries in fulfilling their obligations of any nature whatsoever. This Report or any of its portion shall not be used as a documentary evidence or otherwise before any investigative agencies or forum of law. This Report is confidential and proprietary to MIPL. The Subscriber and/or any other person(s) may not reproduce, publish or disclose any of the contents of the Report to others without the express authorization of MIPL. This Report is prepared and issued to the Subscriber without any risk, responsibility or liability on the part of MIPL or its officials.

Promoters (Individual/Hindu Undivided Family – Indian)	1.34
Promoters (Body corporate)	53.60
Promoters (others Trust)	40.98
Public/Other than promoters ( Others Sole Proprietor )	4.08
<b>Total</b>	<b>100.00</b>

### Share holding pattern

- Promoters (Individual/Hindu Undivided Family – Indian)
- Promoters (Body corporate)
- Promoters (others Trust)
- Public/Other than promoters ( Others Sole Proprietor )



### BUSINESS DETAILS

<b>Line of Business :</b>	Wholesale traders, importers of foods products, C & F agents. [Registered Activity]	
<b>Products / Services :</b>	<b>Item Code No.</b>	<b>Products/Services Description</b>
	99611290	Food Products

**DISCLAIMER :** This Report is **PRIVATE & CONFIDENTIAL** and it is prepared at the request of and for its use by the Subscriber only. The Subscriber shall use the contents of the Report merely as an aid to its business. Mira Inform Private Limited ("MIPL") has collated information/data in the Report, which have not been verified unless otherwise specifically mentioned in the Report. The Subscriber shall independently verify the accuracy and correctness of the information/data before in any way acting upon the same. MIPL shall not be liable for any harm, injury, loss or damage caused to the Subscriber due to default by the Subscriber's debtors/beneficiaries in fulfilling their obligations of any nature whatsoever. This Report or any of its portion shall not be used as a documentary evidence or otherwise before any investigative agencies or forum of law. This Report is confidential and proprietary to MIPL. The Subscriber and/or any other person(s) may not reproduce, publish or disclose any of the contents of the Report to others without the express authorization of MIPL. This Report is prepared and issued to the Subscriber without any risk, responsibility or liability on the part of MIPL or its officials.

<b>Brand Names :</b>	Not Available
<b>Agencies Held :</b>	Not Available
<b>Exports :</b>	Not Divulged
<b>Imports :</b>	Not Divulged
<b>Terms :</b>	Not Divulged

**PRODUCTION STATUS – (NOT AVAILABLE)**

**GENERAL INFORMATION**

<b>Suppliers :</b>	<b>Reference :</b>	Not Divulged
	<b>Name of the Person :</b>	--
	<b>Contact No.:</b>	--
	<b>Since How Long Known :</b>	--
	<b>Maximum Limit Dealt :</b>	--
	<b>Experience :</b>	--
	<b>Remark:</b>	--
<b>Customers :</b>	<b>Reference :</b>	Not Divulged
	<b>Name of the Person :</b>	--
	<b>Contact No.:</b>	--
	<b>Since How Long Known :</b>	--
	<b>Maximum Limit Dealt :</b>	--
	<b>Experience :</b>	--
	<b>Remark:</b>	--
<b>No. of Employees :</b>	Information denied by the management	
<b>Bankers :</b>	<b>Banker Name :</b>	Punjab National bank
	<b>Branch :</b>	Market Road, Ernakulam ,Cochin- 682011, Kerala, India
	<b>Person Name (With Designation) :</b>	--
	<b>Contact Number :</b>	--
	<b>Name of Account Holder :</b>	--
	<b>Account Number :</b>	--
	<b>Account Since (Date/Year of Account Opening) :</b>	--
	<b>Average Balance Maintained :</b>	--
	<b>Credit Facilities Enjoyed (CC/OD/Term Loan) :</b>	--

**DISCLAIMER :** This Report is **PRIVATE & CONFIDENTIAL** and it is prepared at the request of and for its use by the Subscriber only. The Subscriber shall use the contents of the Report merely as an aid to its business. Mira Inform Private Limited ("MIPL") has collated information/data in the Report, which have not been verified unless otherwise specifically mentioned in the Report. The Subscriber shall independently verify the accuracy and correctness of the information/data before in any way acting upon the same. MIPL shall not be liable for any harm, injury, loss or damage caused to the Subscriber due to default by the Subscriber's debtors/beneficiaries in fulfilling their obligations of any nature whatsoever. This Report or any of its portion shall not be used as a documentary evidence or otherwise before any investigative agencies or forum of law. This Report is confidential and proprietary to MIPL. The Subscriber and/or any other person(s) may not reproduce, publish or disclose any of the contents of the Report to others without the express authorization of MIPL. This Report is prepared and issued to the Subscriber without any risk, responsibility or liability on the part of MIPL or its officials.

	<b>Account Operation :</b>	--	
	<b>Remark :</b>	--	
<b>Facilities :</b>	<b>Secured Loan</b>	<b>31.03.2017 (INR in Million)</b>	<b>31.03.2016 (INR in Million)</b>
	<b>Long-term Borrowings</b>		
	Loan from bank	1.809	0.472
	Loans from others	0.128	8.057
	<b>Short-term borrowings</b>		
	Loan from bank	33.448	26.698
	<b>Total</b>	<b>35.385</b>	<b>35.227</b>

<b>Auditors :</b>	
<b>Name :</b>	Ram and Gopal Chartered Accountants
<b>Address :</b>	"Selket Enclave", 1st Floor, 16, Dr. Munusamy Garden Street, Avinashi Road, Coimbatore – 641018, Tamilnadu, India
<b>Tel. No.:</b>	91-422-2302446/ 4354801
<b>E-Mail :</b>	<a href="mailto:Mail.ncrajan1927@gmail.com">Mail.ncrajan1927@gmail.com</a>
<b>Income-tax PAN of auditor or auditor's firm :</b>	AAEFR4353H
<b>Memberships :</b>	Not Available
<b>Collaborators :</b>	Not Available
<b>Holding Company:</b>	Universal Cosmetic Private Limited [U24246TZ1993PTC004523]
<b>Associates Companies:</b>	<ul style="list-style-type: none"> <li>• K.L investing and Holding Company Private Limited</li> <li>• P.J Chemical and Investing Company Private Limited</li> <li>• Sai Holding and General Investing Company Private Limited</li> <li>• Universal Healthy Care products P Limited</li> <li>• Johars Hohars Private Limited</li> <li>• Ultimate Care Products P Limited</li> </ul>

**CAPITAL STRUCTURE**

As on 31.03.2017

**Authorised Capital :**

No. of Shares	Type	Value	Amount
300000	Equity Shares	INR 100/- each	INR 30.000 Million

**Issued, Subscribed & Paid-up Capital :**

**DISCLAIMER :** This Report is **PRIVATE & CONFIDENTIAL** and it is prepared at the request of and for its use by the Subscriber only. The Subscriber shall use the contents of the Report merely as an aid to its business. Mira Inform Private Limited ("MIPL") has collated information/data in the Report, which have not been verified unless otherwise specifically mentioned in the Report. The Subscriber shall independently verify the accuracy and correctness of the information/data before in any way acting upon the same. MIPL shall not be liable for any harm, injury, loss or damage caused to the Subscriber due to default by the Subscriber's debtors/beneficiaries in fulfilling their obligations of any nature whatsoever. This Report or any of its portion shall not be used as a documentary evidence or otherwise before any investigative agencies or forum of law. This Report is confidential and proprietary to MIPL. The Subscriber and/or any other person(s) may not reproduce, publish or disclose any of the contents of the Report to others without the express authorization of MIPL. This Report is prepared and issued to the Subscriber without any risk, responsibility or liability on the part of MIPL or its officials.

No. of Shares	Type	Value	Amount
250000	Equity Shares	INR 100/- each	INR 25.000 Million

**FINANCIAL DATA**  
*[all figures are INR Million]*

**ABRIDGED BALANCE SHEET [STANDALONE]**

SOURCES OF FUNDS	31.03.2017	31.03.2016	31.03.2015
<b>I. EQUITY AND LIABILITIES</b>			
(1) Shareholders' Funds			
(a) Share Capital	25.000	25.000	25.000
(b) Reserves & Surplus	17.519	16.305	20.943

**DISCLAIMER** : This Report is **PRIVATE & CONFIDENTIAL** and it is prepared at the request of and for its use by the Subscriber only. The Subscriber shall use the contents of the Report merely as an aid to its business. Mira Inform Private Limited ("MIPL") has collated information/data in the Report, which have not been verified unless otherwise specifically mentioned in the Report. The Subscriber shall independently verify the accuracy and correctness of the information/data before in any way acting upon the same. MIPL shall not be liable for any harm, injury, loss or damage caused to the Subscriber due to default by the Subscriber's debtors/beneficiaries in fulfilling their obligations of any nature whatsoever. This Report or any of its portion shall not be used as a documentary evidence or otherwise before any investigative agencies or forum of law. This Report is confidential and proprietary to MIPL. The Subscriber and/or any other person(s) may not reproduce, publish or disclose any of the contents of the Report to others without the express authorization of MIPL. This Report is prepared and issued to the Subscriber without any risk, responsibility or liability on the part of MIPL or its officials.

(c) Money received against share warrants	0.000	0.000	0.000
(2) Share Application money pending allotment	0.000	0.000	0.000
<b>Total Shareholders' Funds</b>	<b>42.519</b>	<b>41.305</b>	<b>45.943</b>
(3) Non-Current Liabilities			
(a) long-term borrowings	9.346	18.070	25.372
(b) Deferred tax liabilities (Net)	0.000	0.000	0.000
(c) Other long term liabilities	0.000	0.000	0.000
(d) long-term provisions	0.000	0.000	0.000
<b>Total Non-current Liabilities</b>	<b>9.346</b>	<b>18.070</b>	<b>25.372</b>
(4) Current Liabilities			
(a) Short term borrowings	33.448	26.698	28.293
(b) Trade payables	56.807	47.480	19.716
(c) Other current liabilities	34.007	61.611	41.767
(d) Short-term provisions	0.000	0.575	2.538
<b>Total Current Liabilities</b>	<b>124.262</b>	<b>136.364</b>	<b>92.314</b>
<b>TOTAL</b>	<b>176.127</b>	<b>195.739</b>	<b>163.629</b>
<b>II. ASSETS</b>			
(1) Non-current assets			
(a) Fixed Assets			
(i) Tangible assets	45.132	50.186	33.444
(ii) Intangible Assets	0.000	0.000	0.000
(iii) Capital work-in-progress	0.000	0.000	0.000
(iv) Intangible assets under development	0.000	0.000	0.000
(b) Non-current Investments	5.763	5.762	5.763
(c) Deferred tax assets (net)	1.585	1.684	1.637
(d) Long-term Loan and Advances	23.407	20.281	31.002
(e) Other Non-current assets	0.000	0.000	0.000
<b>Total Non-Current Assets</b>	<b>75.887</b>	<b>77.913</b>	<b>71.846</b>
(2) Current assets			
(a) Current investments	0.000	0.000	0.000
(b) Inventories	25.311	30.355	15.660
(c) Trade receivables	64.221	64.198	60.116
(d) Cash and cash equivalents	2.450	4.538	2.702
(e) Short-term loans and advances	7.136	17.838	12.255
(f) Other current assets	1.122	0.897	1.050
<b>Total Current Assets</b>	<b>100.240</b>	<b>117.826</b>	<b>91.783</b>
<b>TOTAL</b>	<b>176.127</b>	<b>195.739</b>	<b>163.629</b>

**DISCLAIMER** : This Report is **PRIVATE & CONFIDENTIAL** and it is prepared at the request of and for its use by the Subscriber only. The Subscriber shall use the contents of the Report merely as an aid to its business. Mira Inform Private Limited ("MIPL") has collated information/data in the Report, which have not been verified unless otherwise specifically mentioned in the Report. The Subscriber shall independently verify the accuracy and correctness of the information/data before in any way acting upon the same. MIPL shall not be liable for any harm, injury, loss or damage caused to the Subscriber due to default by the Subscriber's debtors/beneficiaries in fulfilling their obligations of any nature whatsoever. This Report or any of its portion shall not be used as a documentary evidence or otherwise before any investigative agencies or forum of law. This Report is confidential and proprietary to MIPL. The Subscriber and/or any other person(s) may not reproduce, publish or disclose any of the contents of the Report to others without the express authorization of MIPL. This Report is prepared and issued to the Subscriber without any risk, responsibility or liability on the part of MIPL or its officials.

**PROFIT & LOSS ACCOUNT [STANDALONE]**

	<b>PARTICULARS</b>	<b>31.03.2017</b>	<b>31.03.2016</b>	<b>31.03.2015</b>
	<b>SALES</b>			
	Income	110.526	106.361	76.992
	Other Income	49.703	41.217	34.361
	<b>TOTAL</b>	<b>160.229</b>	<b>147.578</b>	<b>111.353</b>
<b>Less</b>	<b>EXPENSES</b>			
	Cost of Materials Consumed	0.000	0.000	0.000
	Purchases of Stock-in-Trade	79.925	95.548	51.294
	Changes in inventories of finished goods, work-in-progress and Stock-in-Trade	5.043	(14.694)	0.991
	Employees benefits expense	26.289	17.722	18.967
	Prior Period Expenses	0.000	0.000	2.544
	Other expenses	35.453	37.808	45.083
	<b>TOTAL</b>	<b>146.710</b>	<b>136.384</b>	<b>118.879</b>
	<b>PROFIT/ (LOSS) BEFORE INTEREST, TAX, DEPRECIATION AND AMORTISATION</b>	<b>13.519</b>	<b>11.194</b>	<b>(7.526)</b>
<b>Less</b>	<b>FINANCIAL EXPENSES</b>	10.083	13.852	10.909
	<b>PROFIT / (LOSS) BEFORE TAX, DEPRECIATION AND AMORTISATION</b>	<b>3.436</b>	<b>(2.658)</b>	<b>(18.435)</b>
<b>Less/ Add</b>	<b>DEPRECIATION/ AMORTISATION</b>	1.793	2.027	3.850
	<b>PROFIT/ (LOSS) BEFORE TAX</b>	<b>1.643</b>	<b>(4.685)</b>	<b>(22.285)</b>
<b>Less</b>	<b>TAX</b>	0.429	(0.048)	8.018
	<b>PROFIT/ (LOSS) AFTER TAX</b>	<b>1.214</b>	<b>(4.637)</b>	<b>(30.303)</b>
	<b>Earnings / (Loss) Per Share (INR)</b>	<b>5.00</b>	<b>(19.00)</b>	<b>(121.00)</b>

**CURRENT MATURITIES OF LONG TERM DEBT DETAILS**

<b>Particulars</b>	<b>31.03.2017</b>	<b>31.03.2016</b>	<b>31.03.2015</b>
Current Maturities of Long term debt	NA	NA	NA
Cash generated from operations	14.970	35.358	(30.951)
Net cash flows from (used in) operating activity	14.065	33.395	(37.451)

**KEY RATIOS**

**DISCLAIMER** : This Report is **PRIVATE & CONFIDENTIAL** and it is prepared at the request of and for its use by the Subscriber only. The Subscriber shall use the contents of the Report merely as an aid to its business. Mira Inform Private Limited ("MIPL") has collated information/data in the Report, which have not been verified unless otherwise specifically mentioned in the Report. The Subscriber shall independently verify the accuracy and correctness of the information/data before in any way acting upon the same. MIPL shall not be liable for any harm, injury, loss or damage caused to the Subscriber due to default by the Subscriber's debtors/beneficiaries in fulfilling their obligations of any nature whatsoever. This Report or any of its portion shall not be used as a documentary evidence or otherwise before any investigative agencies or forum of law. This Report is confidential and proprietary to MIPL. The Subscriber and/or any other person(s) may not reproduce, publish or disclose any of the contents of the Report to others without the express authorization of MIPL. This Report is prepared and issued to the Subscriber without any risk, responsibility or liability on the part of MIPL or its officials.

**EFFICIENCY RATIOS**

PARTICULARS	31.03.2017	31.03.2016	31.03.2015
Average Collection Days (Sundry Debtors / Income * 365 Days)	212.08	220.31	285.00
Account Receivables Turnover (Income / Sundry Debtors)	1.72	1.66	1.28
Average Payment Days (Sundry Creditors / Purchases * 365 Days)	259.43	181.38	140.30
Inventory Turnover (Operating Income / Inventories)	0.53	0.37	(0.48)
Asset Turnover (Operating Income / Net Fixed Assets)	0.30	0.22	(0.23)

**LEVERAGE RATIOS**

PARTICULARS	31.03.2017	31.03.2016	31.03.2015
Debt Ratio ((Borrowing + Current Liabilities) / Total Assets)	0.76	0.79	0.72
Debt Equity Ratio (Total Liability / Networth)	1.01	1.08	1.17
Current Liabilities to Networth (Current Liabilities / Net Worth)	2.92	3.30	2.01
Fixed Assets to Networth (Net Fixed Assets / Networth)	1.06	1.22	0.73
Interest Coverage Ratio (PBIT / Financial Charges)	1.34	0.81	(0.69)

**PROFITABILITY RATIOS**

PARTICULARS		31.03.2017	31.03.2016	31.03.2015
Net Profit Margin ((PAT / Sales) * 100)	%	1.10	(4.36)	(39.36)
Return on Total Assets ((PAT / Total Assets) * 100)	%	0.69	(2.37)	(8.52)

**DISCLAIMER** : This Report is **PRIVATE & CONFIDENTIAL** and it is prepared at the request of and for its use by the Subscriber only. The Subscriber shall use the contents of the Report merely as an aid to its business. Mira Inform Private Limited ("MIPL") has collated information/data in the Report, which have not been verified unless otherwise specifically mentioned in the Report. The Subscriber shall independently verify the accuracy and correctness of the information/data before in any way acting upon the same. MIPL shall not be liable for any harm, injury, loss or damage caused to the Subscriber due to default by the Subscriber's debtors/beneficiaries in fulfilling their obligations of any nature whatsoever. This Report or any of its portion shall not be used as a documentary evidence or otherwise before any investigative agencies or forum of law. This Report is confidential and proprietary to MIPL. The Subscriber and/or any other person(s) may not reproduce, publish or disclose any of the contents of the Report to others without the express authorization of MIPL. This Report is prepared and issued to the Subscriber without any risk, responsibility or liability on the part of MIPL or its officials.

Return on Investment (ROI) ((PAT / Networth) * 100)	%	2.86	(11.23)	(65.96)
--	---	------	---------	---------

**SOLVENCY RATIOS**

PARTICULARS	31.03.2017	31.03.2016	31.03.2015
Current Ratio (Current Assets / Current Liabilities)	0.81	0.86	0.99
Quick Ratio ((Current Assets – Inventories) / Current Liabilities)	0.60	0.64	0.82
G-Score Ratio Financial (Networth / Total Assets)	0.24	0.21	0.28
G-Score Ratio Debt (Debts / Equity Capital)	1.71	1.79	2.15
G-Score Ratio Liquidity (Total Current Assets / Total Current Liabilities)	0.81	0.86	0.99

Total Liability = Short-term Debt + Long-term Debt + Current Maturities of Long-term debts

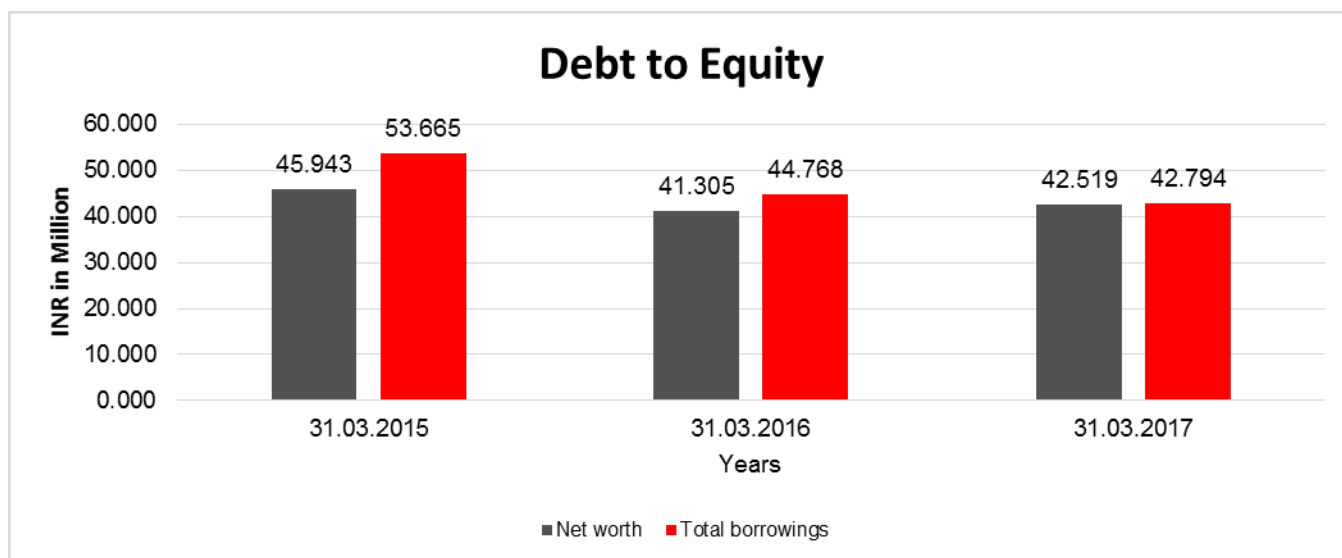
**FINANCIAL ANALYSIS**  
*[all figures are in INR Million]*

**DEBT EQUITY RATIO**

Particular	31.03.2015 (INR in Million)	31.03.2016 (INR in Million)	31.03.2017 (INR in Million)
Share Capital	25.000	25.000	25.000
Reserves & Surplus	20.943	16.305	17.519

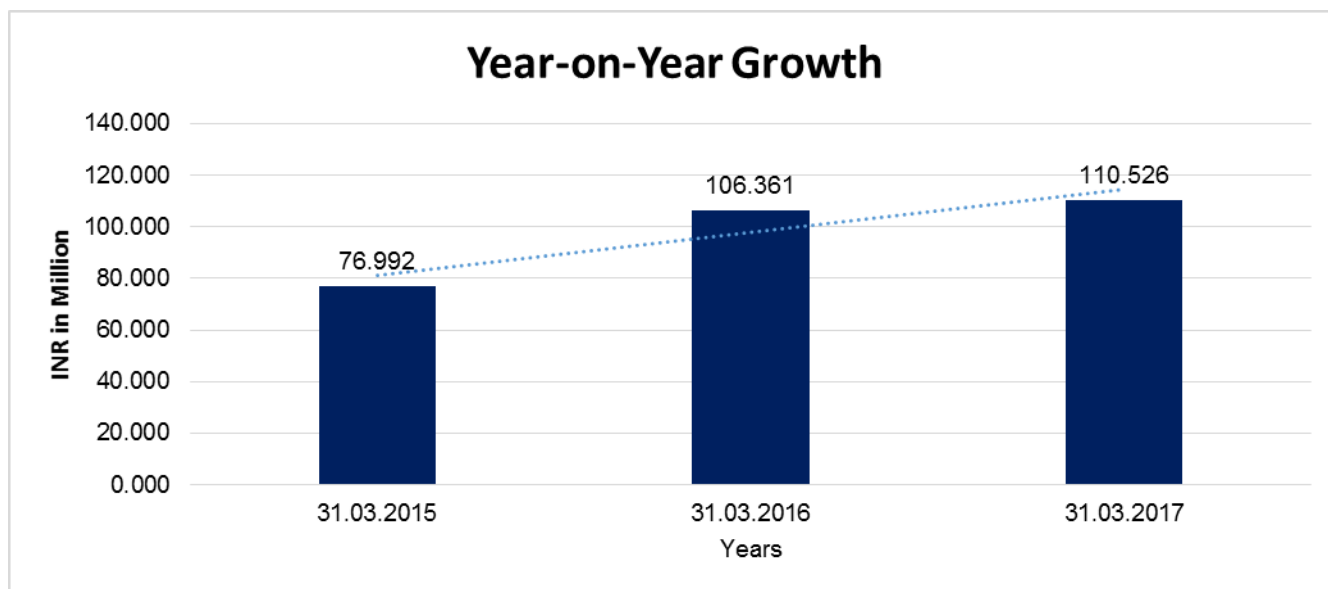
**DISCLAIMER** : This Report is **PRIVATE & CONFIDENTIAL** and it is prepared at the request of and for its use by the Subscriber only. The Subscriber shall use the contents of the Report merely as an aid to its business. Mira Inform Private Limited ("MIPL") has collated information/data in the Report, which have not been verified unless otherwise specifically mentioned in the Report. The Subscriber shall independently verify the accuracy and correctness of the information/data before in any way acting upon the same. MIPL shall not be liable for any harm, injury, loss or damage caused to the Subscriber due to default by the Subscriber's debtors/beneficiaries in fulfilling their obligations of any nature whatsoever. This Report or any of its portion shall not be used as a documentary evidence or otherwise before any investigative agencies or forum of law. This Report is confidential and proprietary to MIPL. The Subscriber and/or any other person(s) may not reproduce, publish or disclose any of the contents of the Report to others without the express authorization of MIPL. This Report is prepared and issued to the Subscriber without any risk, responsibility or liability on the part of MIPL or its officials.

<b>Net worth</b>	<b>45.943</b>	<b>41.305</b>	<b>42.519</b>
long-term borrowings	25.372	18.070	9.346
Short term borrowings	28.293	26.698	33.448
<b>Total borrowings</b>	<b>53.665</b>	<b>44.768</b>	<b>42.794</b>
<b>Debt/Equity ratio</b>	<b>1.168</b>	<b>1.084</b>	<b>1.006</b>



**YEAR-ON-YEAR GROWTH**

Year on Year Growth	31.03.2015 (INR in Million)	31.03.2016 (INR in Million)	31.03.2017 (INR in Million)
Sales	76.992	106.361	110.526
		<b>38.146</b>	<b>3.916</b>



#### NET PROFIT MARGIN

Net Profit Margin	31.03.2015	31.03.2016	31.03.2017
	(INR in Million)	(INR in Million)	(INR in Million)
Sales	76.992	106.361	110.526
Profit / (loss)	(30.303)	(4.637)	1.214
	<b>(39.36)%</b>	<b>(4.36)%</b>	<b>1.10%</b>

**DISCLAIMER** : This Report is **PRIVATE & CONFIDENTIAL** and it is prepared at the request of and for its use by the Subscriber only. The Subscriber shall use the contents of the Report merely as an aid to its business. Mira Inform Private Limited ("MIPL") has collated information/data in the Report, which have not been verified unless otherwise specifically mentioned in the Report. The Subscriber shall independently verify the accuracy and correctness of the information/data before in any way acting upon the same. MIPL shall not be liable for any harm, injury, loss or damage caused to the Subscriber due to default by the Subscriber's debtors/beneficiaries in fulfilling their obligations of any nature whatsoever. This Report or any of its portion shall not be used as a documentary evidence or otherwise before any investigative agencies or forum of law. This Report is confidential and proprietary to MIPL. The Subscriber and/or any other person(s) may not reproduce, publish or disclose any of the contents of the Report to others without the express authorization of MIPL. This Report is prepared and issued to the Subscriber without any risk, responsibility or liability on the part of MIPL or its officials.

**LOCAL AGENCY FURTHER INFORMATION**

Sr. No.	Check List by Info Agents	Available in Report (Yes / No)
1]	Year of establishment	Yes
2]	Constitution of the entity Incorporation details	Yes
3]	Locality of the entity	Yes
4]	Premises details	No
5]	Buyer visit details	--
6]	Contact numbers	Yes
7]	Name of the person contacted	Yes
8]	Designation of contact person	Yes
9]	Promoter's background	Yes
10]	Date of Birth of Proprietor / Partners / Directors	Yes
11]	Pan Card No. of Proprietor / Partners	No
12]	Voter Id Card No. of Proprietor / Partners	No
13]	Type of business	Yes
14]	Line of Business	Yes
15]	Export/import details (if applicable)	No
16]	No. of employees	No
17]	Details of sister concerns	Yes
18]	Major suppliers	No
19]	Major customers	No
20]	Banking Details	Yes
21]	Banking facility details	Yes
22]	Conduct of the banking account	--
23]	Financials, if provided	Yes
24]	Capital in the business	Yes
25]	Last accounts filed at ROC, if applicable	Yes
26]	Turnover of firm for last three years	Yes
27]	Reasons for variation <> 20%	--
28]	Estimation for coming financial year	No
29]	Profitability for last three years	Yes
30]	Major shareholders, if available	Yes
31]	Litigations that the firm/promoter involved in	--
32]	Market information	--
33]	Payments terms	No
34]	Negative Reporting by Auditors in the Annual Report	No

**UNSECURED LOAN**

PARTICULARS	31.03.2017 (INR in Million)	31.03.2016 (INR in Million)
<b>Long term borrowing :</b>		
From related parties	7.409	9.541
<b>Total</b>	<b>7.409</b>	<b>9.541</b>

**DISCLAIMER :** This Report is **PRIVATE & CONFIDENTIAL** and it is prepared at the request of and for its use by the Subscriber only. The Subscriber shall use the contents of the Report merely as an aid to its business. Mira Inform Private Limited ("MIPL") has collated information/data in the Report, which have not been verified unless otherwise specifically mentioned in the Report. The Subscriber shall independently verify the accuracy and correctness of the information/data before in any way acting upon the same. MIPL shall not be liable for any harm, injury, loss or damage caused to the Subscriber due to default by the Subscriber's debtors/beneficiaries in fulfilling their obligations of any nature whatsoever. This Report or any of its portion shall not be used as a documentary evidence or otherwise before any investigative agencies or forum of law. This Report is confidential and proprietary to MIPL. The Subscriber and/or any other person(s) may not reproduce, publish or disclose any of the contents of the Report to others without the express authorization of MIPL. This Report is prepared and issued to the Subscriber without any risk, responsibility or liability on the part of MIPL or its officials.

**INDEX OF CHARGES**

SN o	SRN	Charge Id	Charge Holder Name	Date of Creation	Date of Modification	Date of Satisfaction	Amount	ADDRESS
1	G79849824	100161479	PUNJAB NATIONAL BANK	15/02/2018	-	-	600000.0	MARKET ROAD,ERNAKULAM COCHIN- 682011, KERALA, INDIA
2	G79926416	100161668	PUNJAB NATIONAL BANK	15/02/2018	-	-	900000.0	MARKET ROAD,ERNAKULAM, COCHIN -682011, KERALA, INDIA
3	G13516695	10471538	CORPORATION BANK	19/11/2013	17/08/2016	-	18000000.0	CLOTH BAZAR ROAD BRANCH ERNAKULAMERN AKULAMKL 682031, INDIA
4	B69897916	10409686	Sundaram BNP Paribas Home Finance Limited	28/02/2013	-	-	15000000.0	21, PATULLOS ROAD,CHENNAI - 600002, TAMIL NADU, INDIA
5	Y10088524	90009354	CORPORATION BANK LIMITED	10/05/2005	-	-	145000.0	CLOTH BAZAAR ROAD BRANCH ERNAKULAMKL- 682031, INDIA
6	Y10088106	90008936	CORPORATION BANK	29/11/2001	-	-	338000.0	CLOTH BAZAAR ROAD BRANCH ERNAKULAM COCHIN , INDIA
7	Y10088082	90008912	CORPORATION BANK	25/08/2001	-	-	210000.0	CLOTH BAZAR ROAD BRANCH ERNAKULAM, KERALA, INDIA
8	Y10087409	90008239	CORPORATION BANK LTD.	13/01/1995	-	-	335000.0	XVI; 368-A; JEWS STREET ERNAKULAM COCHIN, KERALA, INDIA
9	Y10087114	90007944	PUNJAB NATIONAL BANK	09/03/1990	30/03/2004	-	18500000.0	MARKET ROADERNAKULAM COCHIN- 682011, KERALA, INDIA

**DISCLAIMER** : This Report is **PRIVATE & CONFIDENTIAL** and it is prepared at the request of and for its use by the Subscriber only. The Subscriber shall use the contents of the Report merely as an aid to its business. Mira Inform Private Limited ("MIPL") has collated information/data in the Report, which have not been verified unless otherwise specifically mentioned in the Report. The Subscriber shall independently verify the accuracy and correctness of the information/data before in any way acting upon the same. MIPL shall not be liable for any harm, injury, loss or damage caused to the Subscriber due to default by the Subscriber's debtors/beneficiaries in fulfilling their obligations of any nature whatsoever. This Report or any of its portion shall not be used as a documentary evidence or otherwise before any investigative agencies or forum of law. This Report is confidential and proprietary to MIPL. The Subscriber and/or any other person(s) may not reproduce, publish or disclose any of the contents of the Report to others without the express authorization of MIPL. This Report is prepared and issued to the Subscriber without any risk, responsibility or liability on the part of MIPL or its officials.

10	Y10086 988	900078 18	ORIENTAL BANK OF COMMERC E	30/12/1 987	-	-	116000.0	COIMBATORE ERNAKULAM, KERALA, INDIA
----	---------------	--------------	-------------------------------------	----------------	---	---	----------	---

**FIXED ASSETS:**

- Leasehold Land
- Buildings
- Plant and Machinery
- Cycles
- Furniture and Fixtures
- Electrical and Telephone Installation
- Office Equipments
- Computers
- Motor Cars
- Vans

**CMT REPORT (Corruption, Money Laundering & Terrorism]**

The Public Notice information has been collected from various sources including but not limited to: **The Courts, India Prisons Service, Interpol, etc.**

**1] INFORMATION ON DESIGNATED PARTY**

No records exist designating subject or any of its beneficial owners, controlling shareholders or senior officers as terrorist or terrorist organization or whom notice had been received that all financial transactions involving their assets have been blocked or convicted, found guilty or against whom a judgement or order had been entered in a proceedings for violating money-laundering, anti-corruption or bribery or international economic or anti-terrorism sanction laws or whose assets were seized, blocked, frozen or ordered forfeited for violation of money laundering or international anti-terrorism laws.

**2] Court Declaration :**

No records exist to suggest that subject is or was the subject of any formal or informal allegations, prosecutions or other official proceeding for making any prohibited payments or other improper payments to government officials for engaging in prohibited transactions or with designated parties.

**3] Asset Declaration :**

No records exist to suggest that the property or assets of the subject are derived from criminal conduct or a prohibited transaction.

**4] Record on Financial Crime :**

Charges or conviction registered against subject: **None**

**5] Records on Violation of Anti-Corruption Laws :**

Charges or investigation registered against subject: **None**

**6] Records on Int'l Anti-Money Laundering Laws/Standards :**

Charges or investigation registered against subject: **None**

**7] Criminal Records**

No available information exist that suggest that subject or any of its principals have been formally charged or convicted by a competent governmental authority for any financial crime or under any formal investigation by a competent government authority for any violation of anti-corruption laws or international anti-money laundering laws or standard.

**8] Affiliation with Government :**

No record exists to suggest that any director or indirect owners, controlling shareholders, director, officer or employee of the company is a government official or a family member or close business associate of a Government official.

**9] Compensation Package :**

Our market survey revealed that the amount of compensation sought by the subject is fair and reasonable and comparable to compensation paid to others for similar services.

**10] Press Report :**

No press reports / filings exists on the subject.

**CORPORATE GOVERNANCE**

MIRA INFORM as part of its Due Diligence do provide comments on Corporate Governance to identify management and governance. These factors often have been predictive and in some cases have created vulnerabilities to credit deterioration.

Our Governance Assessment focuses principally on the interactions between a company's management, its Board of Directors, Shareholders and other financial stakeholders.

**CONTRAVENTION**

Subject is not known to have contravened any existing local laws, regulations or policies that prohibit, restrict or otherwise affect the terms and conditions that could be included in the agreement with the subject.

**FOREIGN EXCHANGE RATES**

Currency	Unit	INR
US Dollar	1	INR 69.53
UK Pound	1	INR 88.64
Euro	1	INR 79.02

**INFORMATION DETAILS**

Information Gathered by :	SHI
Analysis Done by :	VIV
Report Prepared by :	ELK

**SCORE FACTORS**

DEMERIT POINTS		
--BANK CHARGES	YES/NO	YES
--LITIGATION	YES/NO	NO
--OTHER ADVERSE INFORMATION	YES/NO	NO
MERIT POINTS		
--SOLE DISTRIBUTORSHIP	YES/NO	NO
--EXPORT ACTIVITIES	YES/NO	NO
--AFFILIATION	YES/NO	NO
--LISTED	YES/NO	NO
--OTHER MERIT FACTORS	YES/NO	YES

**RATING EXPLANATIONS**

Credit Rating	Explanation	Rating Comments
A++	Minimum Risk	Business dealings permissible with minimum risk of default
A+	Low Risk	Business dealings permissible with low risk of default
A	Acceptable Risk	Business dealings permissible with moderate risk of default
B	Medium Risk	Business dealings permissible on a regular monitoring basis
C	Medium High Risk	Business dealings permissible preferably on secured basis
D	High Risk	Business dealing not recommended or on secured terms only
NB	New Business	No recommendation can be done due to business in infancy stage
NT	No Trace	No recommendation can be done as the business is not traceable

NB is stated where there is insufficient information to facilitate rating. However, it is not to be considered as unfavourable.

This score serves as a reference to assess SC's credit risk and to set the amount of credit to be extended. It is calculated from a composite of weighted scores obtained from each of the major sections of this report. The assessed factors are as follows:

- Financial condition covering various ratios
- Company background and operations size
- Promoters / Management background
- Payment record
- Litigation against the subject
- Industry scenario / competitor analysis
- Supplier / Customer / Banker review (wherever available)

**DISCLAIMER** : This Report is **PRIVATE & CONFIDENTIAL** and it is prepared at the request of and for its use by the Subscriber only. The Subscriber shall use the contents of the Report merely as an aid to its business. Mira Inform Private Limited ("MIPL") has collated information/data in the Report, which have not been verified unless otherwise specifically mentioned in the Report. The Subscriber shall independently verify the accuracy and correctness of the information/data before in any way acting upon the same. MIPL shall not be liable for any harm, injury, loss or damage caused to the Subscriber due to default by the Subscriber's debtors/beneficiaries in fulfilling their obligations of any nature whatsoever. This Report or any of its portion shall not be used as a documentary evidence or otherwise before any investigative agencies or forum of law. This Report is confidential and proprietary to MIPL. The Subscriber and/or any other person(s) may not reproduce, publish or disclose any of the contents of the Report to others without the express authorization of MIPL. This Report is prepared and issued to the Subscriber without any risk, responsibility or liability on the part of MIPL or its officials.