

## MIRA INFORM REPORT

Report No. :	524795
Report Date :	13.08.2018

### IDENTIFICATION DETAILS

Name :	FLEXDART LIMITED
Registered Office :	Fairforal Works, Marsh Lane Water Orton, Birmingham, B46 1ns
Country :	United Kingdom
Financials (as on) :	31.12.2017
Date of Incorporation :	03.09.1986
Com. Reg. No.:	02052152
Legal Form :	Private limited with Share Capital
Line of Business :	Wholesale of waste and scrap
No. of Employees :	55 [2017]

**RATING & COMMENTS**

(Mira Inform has adopted New Rating mechanism w.e.f. 23<sup>rd</sup> January 2017)

**MIRA's Rating :**

A

Credit Rating	Explanation	Rating Comments
A	Acceptable Risk	Business dealings permissible with moderate risk of default

<b>Status :</b>	Good
<b>Payment Behaviour :</b>	No Complaints
<b>Litigation :</b>	Clear

**NOTES :**

Any query related to this report can be made on e-mail : [infodept@mirainform.com](mailto:infodept@mirainform.com) while quoting report number, name and date.

**ECGC Country Risk Classification List**

Country Name	Previous Rating (31.12.2017)	Current Rating (01.04.2018)
United Kingdom	A1	A1

Risk Category	ECGC Classification
Insignificant	A1
Low Risk	A2
Moderately Low Risk	B1
Moderate Risk	B2
Moderately High Risk	C1
High Risk	C2
Very High Risk	D

**UNITED KINGDOM - ECONOMIC OVERVIEW**

The UK, a leading trading power and financial center, is the third largest economy in Europe after Germany and France. Agriculture is intensive, highly mechanized, and efficient by European standards, producing about 60% of food needs with less than 2% of the labor force. The UK has large coal, natural gas, and oil resources, but its oil and natural gas reserves are declining; the UK has been a net importer of energy since 2005. Services, particularly banking, insurance, and business services, are key drivers of British GDP growth. Manufacturing, meanwhile, has declined in importance but still accounts for about 10% of economic output.

In 2008, the global financial crisis hit the economy particularly hard, due to the importance of its financial sector. Falling home prices, high consumer debt, and the global economic slowdown compounded the UK's economic problems, pushing the economy into recession in the latter half of 2008 and prompting the then BROWN (Labour) government to implement a number of measures to stimulate the economy and stabilize the financial markets. Facing burgeoning public deficits and debt levels, in 2010 the then CAMERON-led coalition government (between Conservatives and Liberal Democrats) initiated an austerity program, which has continued under the Conservative government. However, the deficit still remains one of the highest in the G7, standing at 3.6% of GDP as of 2017, and the UK has pledged to lower its corporation tax from 20% to 17% by 2020. The UK had a debt burden of 90.4% GDP at the end of 2017.

The UK economy has begun to slow since the referendum vote to leave the EU in June 2016. A sustained depreciation of the British pound has increased consumer and producer prices, weighing on consumer spending without spurring a meaningful increase in exports. The UK has an extensive trade relationship with other EU members through its single market membership, and economic observers have warned the exit will jeopardize its position as the central location for European financial services. Prime Minister MAY is seeking a new "deep and special" trade relationship with the EU following the UK's exit. However, economists doubt that the UK will be able to preserve the benefits of EU membership without the obligations. The UK is expected to officially leave the EU by the end of March 2019.

Source : CIA

## **COMPANY NAME AND ADDRESS**

Company Name: FLEXDART LIMITED  
Company No: 02052152  
Company Status: Active - Accounts Filed  
Status: Active  
Registered Address: FAIRFORAL WORKS MARSH LANE WATER ORTON BIRMINGHAM B46 1NS

## **COMPANY NAME**

FLEXDART LIMITED

## **COMPANY NUMBER**

02052152

## **COMPANY SUMMARY**

Registered Address: FAIRFORAL WORKS  
MARSH LANE WATER ORTON  
BIRMINGHAM  
B46 1NS  
Trading Address: Fairforal Works  
Marsh Lane Water Orton  
Birmingham  
West Midlands  
B46 1NS  
Website Address: <http://www.beavermetals.co.uk>  
Telephone Number: 01217767099  
Fax Number:  
TPS: No  
FPS: Yes  
Incorporation Date: 03/09/1986  
Previous Name:  
Type: Private limited with Share Capital  
FTSE Index: -  
Date of Change: -  
Filing Date of Accounts: 04/04/2018  
Currency: GBP  
Share Capital: £180  
SIC07: 46770

**DISCLAIMER** : This Report is **PRIVATE & CONFIDENTIAL** and it is prepared at the request of and for its use by the Subscriber only. The Subscriber shall use the contents of the Report merely as an aid to its business. Mira Inform Private Limited ("MIPL") has collated information/data in the Report, which have not been verified unless otherwise specifically mentioned in the Report. The Subscriber shall independently verify the accuracy and correctness of the information/data before in any way acting upon the same. MIPL shall not be liable for any harm, injury, loss or damage caused to the Subscriber due to default by the Subscriber's debtors/beneficiaries in fulfilling their obligations of any nature whatsoever. This Report or any of its portion shall not be used as a documentary evidence or otherwise before any investigative agencies or forum of law. This Report is confidential and proprietary to MIPL. The Subscriber and/or any other person(s) may not reproduce, publish or disclose any of the contents of the Report to others without the express authorization of MIPL. This Report is prepared and issued to the Subscriber without any risk, responsibility or liability on the part of MIPL or its officials.

Charity Number -  
SIC07 Description WHOLESALE OF WASTE AND SCRAP  
Principal Activity A group engaged in recycling and trading of ferrous and non-ferrous metals.

## **ADDITIONAL INFORMATION**

CCJ's 0 (£0)  
No CCJ Information To Display  
Ultimate Holding Company FLEXDART LIMITED  
Accountant -  
Mortgages 8  
Group 5 companies  
Linkages 0 companies  
Countries In 0 countries

## **KEY FINANCIALS**

Year to Date	Turnover	Pre Tax Profit	Shareholder's Funds	Employees
31/12/2017	£42,856,000	£3,132,000	£13,291,000	55
31/12/2016	£35,281,000	£1,345,000	£11,151,000	55
31/12/2015	£35,240,000	£890,000	£10,585,000	57

## **MORTGAGE SUMMARY**

Total Mortgage 8  
Outstanding 8  
Satisfied 0

## **TRADE DEBTORS / BAD DEBT SUMMARY**

Total Number of Documented Trade 0  
Total Value of Documented Trade £0

## **COMMENTARY**

This company's return on total assets employed ratio indicates a highly efficient use of assets.
This company has only made late payments on a low percentage of invoices.
This company's ratio of total liabilities to total assets indicates the presence of moderate equity funding.

**DISCLAIMER** : This Report is **PRIVATE & CONFIDENTIAL** and it is prepared at the request of and for its use by the Subscriber only. The Subscriber shall use the contents of the Report merely as an aid to its business. Mira Inform Private Limited ("MIPL") has collated information/data in the Report, which have not been verified unless otherwise specifically mentioned in the Report. The Subscriber shall independently verify the accuracy and correctness of the information/data before in any way acting upon the same. MIPL shall not be liable for any harm, injury, loss or damage caused to the Subscriber due to default by the Subscriber's debtors/beneficiaries in fulfilling their obligations of any nature whatsoever. This Report or any of its portion shall not be used as a documentary evidence or otherwise before any investigative agencies or forum of law. This Report is confidential and proprietary to MIPL. The Subscriber and/or any other person(s) may not reproduce, publish or disclose any of the contents of the Report to others without the express authorization of MIPL. This Report is prepared and issued to the Subscriber without any risk, responsibility or liability on the part of MIPL or its officials.

The company has more cash than short term bank borrowings.
This company trades in an industry with a lower level of corporate failures.

## CCJ

<b>Total Number of Exact CCJs -</b>	0	<b>Total Value of Exact CCJs -</b>	
<b>Total Number of Possible CCJs -</b>	0	<b>Total Value of Possible CCJs -</b>	
<b>Total Number of Satisfied CCJs -</b>	0	<b>Total Value of Satisfied CCJs -</b>	
<b>Total Number of Writs -</b>	-		

Total Current Directors	4	Total Current Secretaries	1
Total Previous Directors / Company Secretaries	8	Total Person's With Significant Control	1

## CURRENT DIRECTORS

<b>Title</b>	Mr	<b>Function</b>	Director
<b>Name</b>	Martin Frank Bevan	<b>Nationality</b>	British
<b>Date of Birth</b>	09/1952	<b>Present Appointments</b>	9
<b>Latest Address</b>	Fairforal Works, Marsh Lane Water Orton, Birmingham	<b>Appointment Date</b>	10/09/1991

<b>Post Code</b>	B46 1NS		
<b>Title</b>	Mr	<b>Function</b>	Director
<b>Name</b>	Nicholas David Bevan	<b>Nationality</b>	British
<b>Date of Birth</b>	06/1964	<b>Present Appointments</b>	1
<b>Latest Address</b>	Fairforal Works, Marsh Lane Water Orton, Birmingham	<b>Appointment Date</b>	21/04/1994

<b>Title</b>	Mr	<b>Function</b>	Director
<b>Name</b>	Sudhirkumar Hasmukhlal Patel	<b>Nationality</b>	British
<b>Date of Birth</b>	05/1966	<b>Present Appointments</b>	7
<b>Latest Address</b>	Fairforal Works, Marsh Lane Water Orton, Birmingham	<b>Appointment Date</b>	26/09/1997

<b>Post Code</b>	B46 1NS		
<b>Title</b>	Mr	<b>Function</b>	Director

**DISCLAIMER** : This Report is **PRIVATE & CONFIDENTIAL** and it is prepared at the request of and for its use by the Subscriber only. The Subscriber shall use the contents of the Report merely as an aid to its business. Mira Inform Private Limited ("MIPL") has collated information/data in the Report, which have not been verified unless otherwise specifically mentioned in the Report. The Subscriber shall independently verify the accuracy and correctness of the information/data before in any way acting upon the same. MIPL shall not be liable for any harm, injury, loss or damage caused to the Subscriber due to default by the Subscriber's debtors/beneficiaries in fulfilling their obligations of any nature whatsoever. This Report or any of its portion shall not be used as a documentary evidence or otherwise before any investigative agencies or forum of law. This Report is confidential and proprietary to MIPL. The Subscriber and/or any other person(s) may not reproduce, publish or disclose any of the contents of the Report to others without the express authorization of MIPL. This Report is prepared and issued to the Subscriber without any risk, responsibility or liability on the part of MIPL or its officials.

**FLEXDART LIMITED - 524795**

**PAGE NO. : 7**

<b>Name</b>	Richard Francis Bevan	<b>Nationality</b>	British
<b>Date of Birth</b>	08/1973	<b>Present Appointments</b>	1
<b>Latest Address</b>	Fairforal Works, Marsh Lane Water Orton, Birmingham	<b>Appointment Date</b>	12/07/2007
<b>Post Code</b>	B46 1NS		

## **CURRENT COMPANY SECRETARY**



<b>Title</b>	Mr	<b>Function</b>	Company Secretary
<b>Name</b>	Sudhirkumar Hasmukhlal Patel	<b>Nationality</b>	British
<b>Date of Birth</b>	05/1966	<b>Present Appointments</b>	13
<b>Latest Address</b>	Fairforal Works, Marsh Lane Water Orton, Birmingham	<b>Appointment Date</b>	01/03/1995
<b>Post Code</b>	B46 1NS		

## **TOP SHAREHOLDERS**














Name	Currency	Share Count	Share Type	Nominal Value	% of Total Share Count
NICHOLAS DAVID BEVAN	GBP	80	ORDINARY	1	44.44
MARTIN BEVAN	GBP	44	ORDINARY	1	24.44
2009 BEVAN FAMILY SETTLEMENT	GBP	27	ORDINARY	1	15
SUSAN SOLIS	GBP	20	ORDINARY	1	11.11
RICHARD FRANCIS BEVAN	GBP	9	ORDINARY	1	5

## **FINANCIALS**





### **Profit & Loss**

	Date Of Accounts	31/12/17	(%)	31/12/16	(%)	31/12/15	(%)	31/12/14	(%)	31/12/13
	Weeks	52	(%)	52	(%)	52	(%)	52	(%)	52
	Currency	GBP	(%)	GBP	(%)	GBP	(%)	GBP	(%)	GBP
	Consolidated A/cs	Y	(%)	Y	(%)	Y	(%)	Y	(%)	Y
	<b>Turnover</b>	<b>£42,856,000</b>	<b>21.5%</b>	<b>£35,281,000</b>	<b>0.1%</b>	<b>£35,240,000</b>	<b>-21.2%</b>	<b>£44,702,000</b>	<b>-1.5%</b>	<b>£45,373,000</b>
	Export	-	-	-	-	-	-	-	-	-














**DISCLAIMER** : This Report is **PRIVATE & CONFIDENTIAL** and it is prepared at the request of and for its use by the Subscriber only. The Subscriber shall use the contents of the Report merely as an aid to its business. Mira Inform Private Limited ("MIPL") has collated information/data in the Report, which have not been verified unless otherwise specifically mentioned in the Report. The Subscriber shall independently verify the accuracy and correctness of the information/data before in any way acting upon the same. MIPL shall not be liable for any harm, injury, loss or damage caused to the Subscriber due to default by the Subscriber's debtors/beneficiaries in fulfilling their obligations of any nature whatsoever. This Report or any of its portion shall not be used as a documentary evidence or otherwise before any investigative agencies or forum of law. This Report is confidential and proprietary to MIPL. The Subscriber and/or any other person(s) may not reproduce, publish or disclose any of the contents of the Report to others without the express authorization of MIPL. This Report is prepared and issued to the Subscriber without any risk, responsibility or liability on the part of MIPL or its officials.

	Cost of Sales	£37,109,000	18.9 %	£31,211,000	- 2.1%	£31,879,000	- 21.3 %	£40,526,000	- 2.1%	£41,416,000
	Gross Profit	£5,747,000	41.2 %	£4,070,000	21.1 %	£3,361,000	- 19.5 %	£4,176,000	5.5%	£3,957,000
	Wages & Salaries	£2,896,000	23.3 %	£2,349,000	13.7 %	£2,066,000	- 9.9%	£2,292,000	2.4%	£2,238,000
	Directors Emoluments	£1,519,000	63%	£932,000	19.8 %	£778,000	- 25.9 %	£1,050,000	4.5%	£1,005,000
	<b>Operating Profit</b>	<b>£2,823,000</b>	<b>116.2 %</b>	<b>£1,306,000</b>	<b>40.6 %</b>	<b>£929,000</b>	<b>- 29.4 %</b>	<b>£1,315,000</b>	<b>53.6 %</b>	<b>£856,000</b>
	Depreciation	£542,000	-7.7%	£587,000	2.3%	£574,000	2.9%	£558,000	0.5%	£555,000
	Audit Fees	£19,000	11.8 %	£17,000	6.3%	£16,000	-	£16,000	6.7%	£15,000
	Interest Payments	£153,000	-37%	£243,000	-9%	£267,000	-5%	£281,000	2.9%	£273,000
	<b>Pre Tax Profit</b>	<b>£3,132,000</b>	<b>132.9 %</b>	<b>£1,345,000</b>	<b>51.1 %</b>	<b>£890,000</b>	<b>- 29.1 %</b>	<b>£1,256,000</b>	<b>6.3%</b>	<b>£1,182,000</b>
	Taxation	-£492,000	- 76.3 %	-£279,000	- 64.1 %	-£170,000	39.1 %	-£279,000	2.1%	-£285,000
	Profit After Tax	£2,640,000	147.7 %	£1,066,000	48.1 %	£720,000	- 26.3 %	£977,000	8.9%	£897,000
	Dividends Payable	£500,000	-	£500,000	-	-	- 100 %	£450,000	-	£450,000
	<b>Retained Profit</b>	<b>£2,140,000</b>	<b>278.1 %</b>	<b>£566,000</b>	<b>- 21.4 %</b>	<b>£720,000</b>	<b>36.6 %</b>	<b>£527,000</b>	<b>17.9 %</b>	<b>£447,000</b>


**Balance Sheet**

	Date Of Accounts	31/12/17	(%)	31/12/16	(%)	31/12/15	(%)	31/12/14	(%)	31/12/13
	Tangible Assets	£6,100,000	24.9 %	£4,882,000	2.5%	£4,763,000	- 3.8%	£4,953,000	3.9%	£4,767,000
	Intangible Assets	0	-	0	-	0	-	0	-	0
	<b>Total Fixed Assets</b>	<b>£6,100,000</b>	<b>24.9 %</b>	<b>£4,882,000</b>	<b>2.5%</b>	<b>£4,763,000</b>	<b>- 3.8%</b>	<b>£4,953,000</b>	<b>3.9%</b>	<b>£4,767,000</b>
	Stock	£10,114,000	- 14.5	£11,827,000	- 9.8%	£13,108,000	13.4 %	£11,562,000	11%	£10,419,000





**DISCLAIMER** : This Report is **PRIVATE & CONFIDENTIAL** and it is prepared at the request of and for its use by the Subscriber only. The Subscriber shall use the contents of the Report merely as an aid to its business. Mira Inform Private Limited ("MIPL") has collated information/data in the Report, which have not been verified unless otherwise specifically mentioned in the Report. The Subscriber shall independently verify the accuracy and correctness of the information/data before in any way acting upon the same. MIPL shall not be liable for any harm, injury, loss or damage caused to the Subscriber due to default by the Subscriber's debtors/beneficiaries in fulfilling their obligations of any nature whatsoever. This Report or any of its portion shall not be used as a documentary evidence or otherwise before any investigative agencies or forum of law. This Report is confidential and proprietary to MIPL. The Subscriber and/or any other person(s) may not reproduce, publish or disclose any of the contents of the Report to others without the express authorization of MIPL. This Report is prepared and issued to the Subscriber without any risk, responsibility or liability on the part of MIPL or its officials.

			%							
	Trade Debtors	£2,916,000	11.3%	£2,621,000	-13.3%	£3,024,000	-30.8%	£4,368,000	37.1%	£3,186,000
	Cash	£2,412,000	373.9%	£509,000	-40.2%	£851,000	-	0	-100%	£49,000
	Other Debtors	£565,000	-5%	£595,000	-34.6%	£910,000	9.8%	£829,000	26.4%	£656,000
	Miscellaneous Current Assets	0	-	0	-	0	-	0	-	0
	<b>Total Current Assets</b>	<b>£16,007,000</b>	<b>2.9%</b>	<b>£15,552,000</b>	<b>-13.1%</b>	<b>£17,893,000</b>	<b>6.8%</b>	<b>£16,759,000</b>	<b>17.1%</b>	<b>£14,310,000</b>
	Trade Creditors	£4,306,000	14.1%	£3,774,000	46.4%	£2,578,000	-15.3%	£3,042,000	15.5%	£2,633,000
	Bank Loans & Overdrafts	£1,037,000	-60.5%	£2,628,000	-49.4%	£5,192,000	11.3%	£4,665,000	25.9%	£3,706,000
	Other Short Term Finance	£505,000	17.2%	£431,000	-9.3%	£475,000	-12.8%	£545,000	12.4%	£485,000
	Miscellaneous Current Liabilities	£1,439,000	14.5%	£1,257,000	9.7%	£1,146,000	-7.7%	£1,242,000	49.6%	£830,000
	<b>Total Current Liabilities</b>	<b>£7,287,000</b>	<b>-9.9%</b>	<b>£8,090,000</b>	<b>-13.9%</b>	<b>£9,391,000</b>	<b>-1.1%</b>	<b>£9,494,000</b>	<b>24%</b>	<b>£7,654,000</b>
	Bank Loans & Overdrafts and LTL	£2,566,000	-32.8%	£3,821,000	-51.5%	£7,872,000	12.2%	£7,018,000	25.1%	£5,610,000
	Other Long Term Finance	£729,000	18.9%	£613,000	54.4%	£397,000	-37.6%	£636,000	-7%	£684,000
	<b>Total Long Term Liabilities</b>	<b>£1,529,000</b>	<b>28.2%</b>	<b>£1,193,000</b>	<b>-55.5%</b>	<b>£2,680,000</b>	<b>13.9%</b>	<b>£2,353,000</b>	<b>23.6%</b>	<b>£1,904,000</b>






**Capital & Reserves**

	Date Of Accounts	31/12/17	(%)	31/12/16	(%)	31/12/15	(%)	31/12/14	(%)	31/12/13
	Called Up Share Capital	-	-	-	-	-	-	-	-	-





**DISCLAIMER** : This Report is **PRIVATE & CONFIDENTIAL** and it is prepared at the request of and for its use by the Subscriber only. The Subscriber shall use the contents of the Report merely as an aid to its business. Mira Inform Private Limited ("MIPL") has collated information/data in the Report, which have not been verified unless otherwise specifically mentioned in the Report. The Subscriber shall independently verify the accuracy and correctness of the information/data before in any way acting upon the same. MIPL shall not be liable for any harm, injury, loss or damage caused to the Subscriber due to default by the Subscriber's debtors/beneficiaries in fulfilling their obligations of any nature whatsoever. This Report or any of its portion shall not be used as a documentary evidence or otherwise before any investigative agencies or forum of law. This Report is confidential and proprietary to MIPL. The Subscriber and/or any other person(s) may not reproduce, publish or disclose any of the contents of the Report to others without the express authorization of MIPL. This Report is prepared and issued to the Subscriber without any risk, responsibility or liability on the part of MIPL or its officials.

	P & L Account Reserve	£11,007,000	17.6 %	£9,360,000	6.4 %	£8,794,000	8.9 %	£8,074,000	4.5 %	£7,728,000
	Revaluation Reserve	£2,234,000	28.3 %	£1,741,000	-	£1,741,000	-	£1,741,000	-	£1,741,000
	Sundry Reserves	£50,000	-	£50,000	-	£50,000	-	£50,000	-	£50,000
	<b>Shareholder Funds</b>	<b>£13,291,000</b>	<b>19.2 %</b>	<b>£11,151,000</b>	<b>5.3 %</b>	<b>£10,585,000</b>	<b>7.3 %</b>	<b>£9,865,000</b>	<b>3.6 %</b>	<b>£9,519,000</b>

**Other Financial Items**



	Date Of Accounts	31/12/17	(%)	31/12/16	(%)	31/12/15	(%)	31/12/14	(%)	31/12/13
	<b>Net Worth</b>	<b>£13,291,000</b>	<b>19.2 %</b>	<b>£11,151,000</b>	<b>5.3 %</b>	<b>£10,585,000</b>	<b>7.3 %</b>	<b>£9,865,000</b>	<b>3.6 %</b>	<b>£9,519,000</b>
	<b>Working Capital</b>	<b>£8,720,000</b>	<b>16.9 %</b>	<b>£7,462,000</b>	<b>- 12.2 %</b>	<b>£8,502,000</b>	<b>17 %</b>	<b>£7,265,000</b>	<b>9.1 %</b>	<b>£6,656,000</b>
	<b>Total Assets</b>	<b>£22,107,000</b>	<b>8.2 %</b>	<b>£20,434,000</b>	<b>- 9.8 %</b>	<b>£22,656,000</b>	<b>4.3 %</b>	<b>£21,712,000</b>	<b>13.8 %</b>	<b>£19,077,000</b>
	<b>Total Liabilities</b>	<b>£8,816,000</b>	<b>-5 %</b>	<b>£9,283,000</b>	<b>- 23.1 %</b>	<b>£12,071,000</b>	<b>1.9 %</b>	<b>£11,847,000</b>	<b>23.9 %</b>	<b>£9,558,000</b>
	<b>Net Assets</b>	<b>£13,291,000</b>	<b>19.2 %</b>	<b>£11,151,000</b>	<b>5.3 %</b>	<b>£10,585,000</b>	<b>7.3 %</b>	<b>£9,865,000</b>	<b>3.6 %</b>	<b>£9,519,000</b>

**Cash Flow**















	Date Of Accounts	31/12/17	(%)	31/12/16	(%)	31/12/15	(%)	31/12/14	(%)	31/12/13
	<b>Net Cashflow from Operations</b>	<b>£4,857,000</b>	<b>-5.1 %</b>	<b>£5,116,000</b>	<b>627.7 %</b>	<b>£703,000</b>	<b>356.5 %</b>	<b>£154,000</b>	<b>106.8 %</b>	<b>- £2,268,000</b>
	<b>Net Cashflow before Financing</b>	<b>£3,944,000</b>	<b>- 13.6 %</b>	<b>£4,566,000</b>	<b>999.9 %</b>	<b>£266,000</b>	<b>136.9 %</b>	<b>- £721,000</b>	<b>73 %</b>	<b>- £2,668,000</b>
	<b>Net Cashflow from Financing</b>	<b>- £2,041,000</b>	<b>58.4 %</b>	<b>- £4,908,000</b>	<b>- 288.2 %</b>	<b>£2,608,000</b>	<b>293 %</b>	<b>- £1,351,000</b>	<b>- 156.1 %</b>	<b>£2,410,000</b>
	<b>Increase in Cash</b>	<b>£1,903,000</b>	<b>656.4 %</b>	<b>- £342,000</b>	<b>- 111.9 %</b>	<b>£2,874,000</b>	<b>238.7 %</b>	<b>- £2,072,000</b>	<b>- 703.1 %</b>	<b>- £258,000</b>

**DISCLAIMER** : This Report is **PRIVATE & CONFIDENTIAL** and it is prepared at the request of and for its use by the Subscriber only. The Subscriber shall use the contents of the Report merely as an aid to its business. Mira Inform Private Limited ("MIPL") has collated information/data in the Report, which have not been verified unless otherwise specifically mentioned in the Report. The Subscriber shall independently verify the accuracy and correctness of the information/data before in any way acting upon the same. MIPL shall not be liable for any harm, injury, loss or damage caused to the Subscriber due to default by the Subscriber's debtors/beneficiaries in fulfilling their obligations of any nature whatsoever. This Report or any of its portion shall not be used as a documentary evidence or otherwise before any investigative agencies or forum of law. This Report is confidential and proprietary to MIPL. The Subscriber and/or any other person(s) may not reproduce, publish or disclose any of the contents of the Report to others without the express authorization of MIPL. This Report is prepared and issued to the Subscriber without any risk, responsibility or liability on the part of MIPL or its officials.

**Miscellaneous**

	Date Of Accounts	31/12/17	(%)	31/12/16	(%)	31/12/15	(%)	31/12/14	(%)	31/12/13
	Contingent Liability	NO	-	NO	-	NO	-	NO	-	NO
	Capital Employed	£14,820,000	20.1 %	£12,344,000	- 6.9 %	£13,265,000	8.6 %	£12,218,000	7%	£11,423,000
	Number of Employees	55	-	55	- 3.5 %	57	- 1.7 %	58	- 3.3 %	60
	Accountants									
	Auditors	KPMG LLP								
	Auditor Comments	The audit report contains no adverse comments								
	Bankers									
	Bank Branch Code									

**Ratios**

	Date Of Accounts	31/12/17	31/12/16	31/12/15	31/12/14	31/12/13
	Pre-tax profit margin %	7.31	3.81	2.53	2.81	2.61
	Current ratio	2.20	1.92	1.91	1.77	1.87
	Sales/Net Working Capital	4.91	4.73	4.14	6.15	6.82
	Gearing %	19.30	34.30	74.40	71.10	58.90
	Equity in %	60.10	54.60	46.70	45.40	49.90
	Creditor Days	36.57	38.93	26.62	24.77	21.12
	Debtor Days	24.76	27.04	31.23	35.56	25.55
	Liquidity/Acid Test	0.80	0.46	0.50	0.54	0.50
	Return On Capital Employed %	21.13	10.89	6.70	10.27	10.34
	Return On Total Assets Employed %	14.16	6.58	3.92	5.78	6.19
	Current Debt Ratio	0.54	0.72	0.88	0.96	0.80
	Total Debt Ratio	0.66	0.83	1.14	1.20	1
	Stock Turnover Ratio %	23.59	33.52	37.19	25.86	22.96
	Return on Net Assets Employed %	23.56	12.06	8.40	12.73	12.41

**Report Notes**

**DISCLAIMER** : This Report is **PRIVATE & CONFIDENTIAL** and it is prepared at the request of and for its use by the Subscriber only. The Subscriber shall use the contents of the Report merely as an aid to its business. Mira Inform Private Limited ("MIPL") has collated information/data in the Report, which have not been verified unless otherwise specifically mentioned in the Report. The Subscriber shall independently verify the accuracy and correctness of the information/data before in any way acting upon the same. MIPL shall not be liable for any harm, injury, loss or damage caused to the Subscriber due to default by the Subscriber's debtors/beneficiaries in fulfilling their obligations of any nature whatsoever. This Report or any of its portion shall not be used as a documentary evidence or otherwise before any investigative agencies or forum of law. This Report is confidential and proprietary to MIPL. The Subscriber and/or any other person(s) may not reproduce, publish or disclose any of the contents of the Report to others without the express authorization of MIPL. This Report is prepared and issued to the Subscriber without any risk, responsibility or liability on the part of MIPL or its officials.

There are no notes to display.

**Status History**

No Status History found

**EVENT HISTORY**

Date	Description
14/04/2018	Payment Data Update Received
13/04/2018	New Accounts Filed
13/04/2018	New Accounts Filed
13/04/2018	Payment Data Update Received
30/09/2017	Confirmation Statement
27/04/2017	New Accounts Filed
27/04/2017	New Accounts Filed
28/09/2016	Annual Returns
24/05/2016	Payment Data Update Received
10/05/2016	Payment Data Update Received
10/05/2016	New Accounts Filed
10/05/2016	New Accounts Filed
19/03/2016	Payment Data Update Received
16/10/2015	Annual Returns
21/04/2015	New Accounts Filed

**Previous Company Names**

No Previous Names found

**Writ Details**

No writs found

**STATISTICS**

<b>Group</b>	5 companies
<b>Linkages</b>	0 companies
<b>Countries</b>	In 0 countries

**SUMMARY**

<b>Holding Company</b>	FLEXDART LIMITED
------------------------	------------------

**DISCLAIMER** : This Report is **PRIVATE & CONFIDENTIAL** and it is prepared at the request of and for its use by the Subscriber only. The Subscriber shall use the contents of the Report merely as an aid to its business. Mira Inform Private Limited ("MIPL") has collated information/data in the Report, which have not been verified unless otherwise specifically mentioned in the Report. The Subscriber shall independently verify the accuracy and correctness of the information/data before in any way acting upon the same. MIPL shall not be liable for any harm, injury, loss or damage caused to the Subscriber due to default by the Subscriber's debtors/beneficiaries in fulfilling their obligations of any nature whatsoever. This Report or any of its portion shall not be used as a documentary evidence or otherwise before any investigative agencies or forum of law. This Report is confidential and proprietary to MIPL. The Subscriber and/or any other person(s) may not reproduce, publish or disclose any of the contents of the Report to others without the express authorization of MIPL. This Report is prepared and issued to the Subscriber without any risk, responsibility or liability on the part of MIPL or its officials.

Ownership Status	Ultimately Owned
Ultimate Holding Company	FLEXDART LIMITED

## **GROUP STRUCTURE**

Company Name	Registered Number	Latest Key Financials	Consol. Accounts	Turnover
FLEXDART LIMITED	02052152	31.12.2017	Y	£42,856,000
METALLIC EXTRACTORS (N...	00518894	31.12.2017	N	
RYKNILD TRADING LIMITED	01407144	31.12.2017	N	
HEART OF ENGLAND COMPO...	02415915	31.12.2017	N	
JOHN PHILLIPS METALS L...	01793719	31.12.2017	N	

## **MORTGAGE DETAILS**

<b>Mortgage Type:</b>	LEGAL MORTGAGE
<b>Date Charge Created:</b>	01/02/00
<b>Date Charge Registered:</b>	05/02/00
<b>Date Charge Satisfied:</b>	-
<b>Status:</b>	OUTSTANDING
<b>Person(s) Entitled:</b>	HSBC BANK PLC
<b>Amount Secured:</b>	ALL MONIES DUE OR TO BECOME DUE FROM THE COMPANY TO THE CHARGEES ON ANY ACCOUNT WHATSOEVER
<b>Details:</b>	MALLARD LODGE MARSH LANE WATER ORTON WARWICKSHIRE WK326324 WITH THE BENEFIT OF ALL RIGHTS LICENCES GUARANTEES RENT DEPOSITS CONTRACTS DEEDS UNDERTAKINGS AND WARRANTIES RELATING TO THE PROPERTY ANY SHARES OR MEMBERSHIP RIGHTS IN ANY MANAGEMENT COMPANY FOR THE PROPERTY ANY GOODWILL OF ANY BUSINESS FROM TIME TO TIME CARRIED ON AT THE PROPERTY ANY RENTAL AND OTHER MONEY PAYABLE UNDER ANY LEASE LICENCE OR OTHER INTEREST CREATED IN

**DISCLAIMER :** This Report is **PRIVATE & CONFIDENTIAL** and it is prepared at the request of and for its use by the Subscriber only. The Subscriber shall use the contents of the Report merely as an aid to its business. Mira Inform Private Limited ("MIPL") has collated information/data in the Report, which have not been verified unless otherwise specifically mentioned in the Report. The Subscriber shall independently verify the accuracy and correctness of the information/data before in any way acting upon the same. MIPL shall not be liable for any harm, injury, loss or damage caused to the Subscriber due to default by the Subscriber's debtors/beneficiaries in fulfilling their obligations of any nature whatsoever. This Report or any of its portion shall not be used as a documentary evidence or otherwise before any investigative agencies or forum of law. This Report is confidential and proprietary to MIPL. The Subscriber and/or any other person(s) may not reproduce, publish or disclose any of the contents of the Report to others without the express authorization of MIPL. This Report is prepared and issued to the Subscriber without any risk, responsibility or liability on the part of MIPL or its officials.

	RESPECT OF THE PROPERTY AND ALL OTHER PAYMENTS WHATEVER IN RESPECTOF THEPROPERTY		
<b>Mortgage Type:</b>	LEGAL MORTGAGE		
<b>Date Charge Created:</b>	01/02/00		
<b>Date Charge Registered:</b>	05/02/00		
<b>Date Charge Satisfied:</b>	-		
<b>Status:</b>	OUTSTANDING		
<b>Person(s) Entitled:</b>	HSBC BANK PLC		
<b>Amount Secured:</b>	ALL MONIES DUE OR TO BECOME DUE FROM THE COMPANY TO THE CHARGEЕ ON ANY ACCOUNT WHATSOEVER		
<b>Details:</b>	LAND ON THE NORTH SIDE OF MARSH LANE WATER ORTON WARWICKSHIRE WK284336 WITH THE BENEFIT OF ALL RIGHTS LICENCES GUARANTEES RENT DEPOSITS CONTRACTS DEEDS UNDERTAKINGS AND WARRANTIES RELATINGTO THE PROPERTY ANY SHARES OR MEMBERSHIP RIGHTS IN ANY MANAGEMENT COMPANY FOR THE PROPERTY ANY GOODWILL OF ANY BUSINESSFROM TIME TO TIME CARRIED ON AT THE PROPERTY ANY RENTAL AND OTHER MONEY PAYABLEUNDER ANY LEASE LICENCE OR OTHER INTEREST CREATED IN RESPECT OF THE PROPERTY AND ALL OTHER PAYMENTS WHATEVER IN RESPECTOF THE PROPERTY		

<b>Mortgage Type:</b>	DEBENTURE		
<b>Date Charge Created:</b>	15/10/99		
<b>Date Charge Registered:</b>	16/10/99		
<b>Date Charge Satisfied:</b>	-		
<b>Status:</b>	OUTSTANDING		
<b>Person(s) Entitled:</b>	HSBC BANK PLC		
<b>Amount Secured:</b>	ALL MONIES DUE OR TO BECOME DUE FROM THE COMPANY TO THE CHARGEЕ ON ANY ACCOUNT WHATSOEVER		
<b>Details:</b>	FIXED AND FLOATING CHARGES OVER THE UNDERTAKING AND ALL PROPERTY AND ASSETS PRESENT AND FUTURE INCLUDING GOODWILL BOOKDEBTS UNCALLED CAPITAL BUILDINGS FIXTURESFIXED PLANT AND MACHINERY		
<b>Mortgage Type:</b>	DEED OF CHARGE		
<b>Date Charge Created:</b>	04/10/96		
<b>Date Charge Registered:</b>	14/10/96		
<b>Date Charge Satisfied:</b>	-		
<b>Status:</b>	OUTSTANDING		
<b>Person(s) Entitled:</b>	MIDLAND BANK PLC		
<b>Amount Secured:</b>	ALL MONIES DUE OR TO BECOME DUE FROM THE COMPANY TO THE CHARGEЕ PURSUANT TO FACILITY LETTERS DATED23RD SEPTEMBER 1996		
<b>Details:</b>	ALL OF THE RIGHTS POWERS INTEREST AND TITLE OF FLEXDART LIMITED IN AND TO AN AGREEMENT DATED 27TH SEPTEMBER 1996 SEE THE MORTGAGE CHARGE DOCUMENT FOR FULL DETAILS		

<b>Mortgage Type:</b>	FIXED AND FLOATING CHARGE		
<b>Date Charge Created:</b>	10/02/92		

**DISCLAIMER :** This Report is **PRIVATE & CONFIDENTIAL** and it is prepared at the request of and for its use by the Subscriber only. The Subscriber shall use the contents of the Report merely as an aid to its business. Mira Inform Private Limited ("MIPL") has collated information/data in the Report, which have not been verified unless otherwise specifically mentioned in the Report. The Subscriber shall independently verify the accuracy and correctness of the information/data before in any way acting upon the same. MIPL shall not be liable for any harm, injury, loss or damage caused to the Subscriber due to default by the Subscriber's debtors/beneficiaries in fulfilling their obligations of any nature whatsoever. This Report or any of its portion shall not be used as a documentary evidence or otherwise before any investigative agencies or forum of law. This Report is confidential and proprietary to MIPL. The Subscriber and/or any other person(s) may not reproduce, publish or disclose any of the contents of the Report to others without the express authorization of MIPL. This Report is prepared and issued to the Subscriber without any risk, responsibility or liability on the part of MIPL or its officials.

<b>Date Charge Registered:</b>	12/02/92		
<b>Date Charge Satisfied:</b>	-		
<b>Status:</b>	OUTSTANDING		
<b>Person(s) Entitled:</b>	MIDLAND BANK PLC		
<b>Amount Secured:</b>	ALL MONIES DUE OR TO BECOME DUE FROM THE COMPANY TO THE CHARGEES ON ANY ACCOUNT WHATSOEVER		
<b>Details:</b>	FIXED CHARGE ON ALL BOOK DEBTS UNCALLED CAPITAL GOODWILL PATENTS PATENT APPLICATIONS TRADE MARKS TRADE NAMES BY WAY OF A FLOATING CHARGE OVER THESE 395 21 C 13/2 FOR FULL DETAILS UNDERTAKING AND ALL PROPERTY AND ASSETS PRESENT AND FUTURE INCLUDING UNCALLED CAPITAL		
<b>Mortgage Type:</b>	LEGAL CHARGE		
<b>Date Charge Created:</b>	01/03/89		
<b>Date Charge Registered:</b>	07/03/89		
<b>Date Charge Satisfied:</b>	-		
<b>Status:</b>	OUTSTANDING		
<b>Person(s) Entitled:</b>	MIDLAND BANK PLC		
<b>Amount Secured:</b>	ALL MONIES DUE OR TO BECOME DUE FROM THE COMPANY TO THE CHARGEES ON ANY ACCOUNT WHATSOEVER		
<b>Details:</b>	F/H - EAST OF CORNGREAVES ROAD SANDWELL WEST MIDLANDS TITLE NO WM 450673		

<b>Mortgage Type:</b>	LEGAL CHARGE		
<b>Date Charge Created:</b>	07/04/87		
<b>Date Charge Registered:</b>	13/04/87		
<b>Date Charge Satisfied:</b>	-		
<b>Status:</b>	OUTSTANDING		
<b>Person(s) Entitled:</b>	MIDLAND BANK PLC		
<b>Amount Secured:</b>	ALL MONIES DUE OR TO BECOME DUE FROM THE COMPANY TO THE CHARGEES ON ANY ACCOUNT WHATSOEVER		
<b>Details:</b>	LAND AND BUILDINGS ON THE SOUTH SIDE OF NORTON GREEN LANE, NORTON CANES CANNOCK STAFFORDSHIRE		
<b>Mortgage Type:</b>	FIXED AND FLOATING CHARGE		
<b>Date Charge Created:</b>	23/10/86		
<b>Date Charge Registered:</b>	28/10/86		
<b>Date Charge Satisfied:</b>	-		
<b>Status:</b>	OUTSTANDING		
<b>Person(s) Entitled:</b>	MIDLAND BANK PLC		
<b>Amount Secured:</b>	ALL MONIES DUE OR TO BECOME DUE FROM THE COMPANY TO THE CHARGEES ON ANY ACCOUNT WHATSOEVER		
<b>Details:</b>	FIXED AND FLOATING CHARGE OVER UNDERTAKING AND ALL PROPERTY AND ASSETS PRESENT AND FUTURE INCLUDING BOOK DEBTS AND UNCALLED CAPITAL.		

## **PREVIOUS DIRECTOR/COMPANY SECRETARIES**

Name	Current Active Appointments	Previous Appointments	Dissolved Companies
John M Wardle	0	2	0
Andrew Thomas Blagrove	0	5	0
Martin Frank Bevan	9	6	7
Paul Derek Bevan	0	6	2
Ian Russell Fraser	0	1	1
Ian Peter Cowling	0	2	0
Digby Marritt Jones	2	21	16
Timothy Paul Bevan	0	1	1
Total Persons With Significant Control	1	Total Statements	0
Active	1	Active	0
Ceased	0	Ceased	0

### **Active Persons With Significant Control**

Name	Mr Nicholas David Bevan	Kind	Individual Person With Significant Control
Address	Fairforal Works, Marsh Lane Water Orton, Birmingham	Country Of Residence	England
Post Code	B46 1NS	Nationality	British
Date of Birth	06/1964	Notified On	06/04/2016
Nature Of Control	Ownership of shares - between 25% and 50%		

### **Ceased Persons With Significant Control**

No Ceased Persons With Significant Control To Display

### **Active Statements**

No Active Statements To Display

### **Ceased Statements**

No Ceased Statements To Display

**FOREIGN EXCHANGE RATES**

Currency	Unit	Indian Rupees
US Dollar	1	INR 68.95
UK Pound	1	INR 88.19
Euro	1	INR 79.00
GBP	1	INR 88.77

**Note :** Above are approximate rates obtained from sources believed to be correct

**INFORMATION DETAILS**

Analysis Done by :	VIV
Report Prepared by :	SYL

**DISCLAIMER :** This Report is **PRIVATE & CONFIDENTIAL** and it is prepared at the request of and for its use by the Subscriber only. The Subscriber shall use the contents of the Report merely as an aid to its business. Mira Inform Private Limited ("MIPL") has collated information/data in the Report, which have not been verified unless otherwise specifically mentioned in the Report. The Subscriber shall independently verify the accuracy and correctness of the information/data before in any way acting upon the same. MIPL shall not be liable for any harm, injury, loss or damage caused to the Subscriber due to default by the Subscriber's debtors/beneficiaries in fulfilling their obligations of any nature whatsoever. This Report or any of its portion shall not be used as a documentary evidence or otherwise before any investigative agencies or forum of law. This Report is confidential and proprietary to MIPL. The Subscriber and/or any other person(s) may not reproduce, publish or disclose any of the contents of the Report to others without the express authorization of MIPL. This Report is prepared and issued to the Subscriber without any risk, responsibility or liability on the part of MIPL or its officials.

**RATING EXPLANATIONS**

Credit Rating	Explanation	Rating Comments
A++	Minimum Risk	Business dealings permissible with minimum risk of default
A+	Low Risk	Business dealings permissible with low risk of default
A	Acceptable Risk	Business dealings permissible with moderate risk of default
B	Medium Risk	Business dealings permissible on a regular monitoring basis
C	Medium High Risk	Business dealings permissible preferably on secured basis
D	High Risk	Business dealing not recommended or on secured terms only
NB	New Business	No recommendation can be done due to business in infancy stage
NT	No Trace	No recommendation can be done as the business is not traceable

NB is stated where there is insufficient information to facilitate rating. However, it is not to be considered as unfavourable.

This score serves as a reference to assess SC's credit risk and to set the amount of credit to be extended. It is calculated from a composite of weighted scores obtained from each of the major sections of this report. The assessed factors are as follows:

- Financial condition covering various ratios
- Company background and operations size
- Promoters / Management background
- Payment record
- Litigation against the subject
- Industry scenario / competitor analysis
- Supplier / Customer / Banker review (wherever available)

**DISCLAIMER** : This Report is **PRIVATE & CONFIDENTIAL** and it is prepared at the request of and for its use by the Subscriber only. The Subscriber shall use the contents of the Report merely as an aid to its business. Mira Inform Private Limited ("MIPL") has collated information/data in the Report, which have not been verified unless otherwise specifically mentioned in the Report. The Subscriber shall independently verify the accuracy and correctness of the information/data before in any way acting upon the same. MIPL shall not be liable for any harm, injury, loss or damage caused to the Subscriber due to default by the Subscriber's debtors/beneficiaries in fulfilling their obligations of any nature whatsoever. This Report or any of its portion shall not be used as a documentary evidence or otherwise before any investigative agencies or forum of law. This Report is confidential and proprietary to MIPL. The Subscriber and/or any other person(s) may not reproduce, publish or disclose any of the contents of the Report to others without the express authorization of MIPL. This Report is prepared and issued to the Subscriber without any risk, responsibility or liability on the part of MIPL or its officials.