

MIRA INFORM REPORT

Report No. :	525006
Report Date :	14.08.2018

IDENTIFICATION DETAILS

Name :	LUMINO INDUSTRIES LIMITED
Registered Office :	Unit No - 12/4, Merlin Acropolis 1858/1 Rajdanga Main Road, Kolkata – 700107, West Bengal
Mob. No.:	91-9051033341 [Mr. Chandan]
Country :	India
Financials (as on) :	31.03.2017
Date of Incorporation :	30.03.2005
CIN No.: [Company Identification No.]	U14293WB2005PLC102556
Capital Investment / Paid-up Capital :	INR 304.425 Million
IEC No.: [Import-Export Code No.]	Not Divulged
PAN No.: [Permanent Account No.]	AABCL0720E
GSTN : [Goods & Service Tax Registration No.]	19AABCL0720E1Z0
Legal Form :	A Closely Held Public Limited Liability Company
Line of Business :	Subject is engaged in the businesses of manufacturing of conductors and executing EPC projects. [Registered Activity]
No. of Employees :	Information denied by the management

RATING & COMMENTS

(Mira Inform has adopted New Rating mechanism w.e.f. 23rd January 2017)

MIRA's Rating :	A+
------------------------	----

DISCLAIMER : This Report is **PRIVATE & CONFIDENTIAL** and it is prepared at the request of and for its use by the Subscriber only. The Subscriber shall use the contents of the Report merely as an aid to its business. Mira Inform Private Limited ("MIPL") has collated information/data in the Report, which have not been verified unless otherwise specifically mentioned in the Report. The Subscriber shall independently verify the accuracy and correctness of the information/data before in any way acting upon the same. MIPL shall not be liable for any harm, injury, loss or damage caused to the Subscriber due to default by the Subscriber's debtors/beneficiaries in fulfilling their obligations of any nature whatsoever. This Report or any of its portion shall not be used as a documentary evidence or otherwise before any investigative agencies or forum of law. This Report is confidential and proprietary to MIPL. The Subscriber and/or any other person(s) may not reproduce, publish or disclose any of the contents of the Report to others without the express authorization of MIPL. This Report is prepared and issued to the Subscriber without any risk, responsibility or liability on the part of MIPL or its officials.

Credit Rating	Explanation	Rating Comments
A+	Low Risk	Business dealings permissible with low risk of default

Maximum Credit Limit :	USD 4060000
Status :	Good
Payment Behaviour :	Regular
Litigation :	Clear
Comments :	<p>Subject was incorporated in the year 2005 and is engaged in the business of manufacturing of conductors and executing EPC projects.</p> <p>As per the financial record of 2017, the company has achieved a fair net profit margin of 6.23% but has reported a decline of 5.49% in its revenue as compared to the previous year's revenue.</p> <p>Rating takes into consideration sound financial profile on back of low financial leverage with strong capital structure and comfortable liquidity parameters.</p> <p>Rating also derives strength from company's established track record of business operations and promoters extensive industry experience.</p> <p>However, rating strength partially offset by vulnerability of its operating margins to volatility in raw material prices and working capital intensive operation.</p> <p>Business is active. Payment seems to be regular.</p> <p>In view of aforesaid, the company can be considered good for normal business dealings at usual trade terms and conditions.</p>

NOTES :

Any query related to this report can be made on e-mail : infodept@mirainform.com while quoting report number, name and date.

ECGC Country Risk Classification List

Country Name	Previous Rating (31.12.2017)	Current Rating (01.04.2018)
India	A1	A1

Risk Category	ECGC Classification
Insignificant	A1
Low Risk	A2

DISCLAIMER : This Report is **PRIVATE & CONFIDENTIAL** and it is prepared at the request of and for its use by the Subscriber only. The Subscriber shall use the contents of the Report merely as an aid to its business. Mira Inform Private Limited ("MIPL") has collated information/data in the Report, which have not been verified unless otherwise specifically mentioned in the Report. The Subscriber shall independently verify the accuracy and correctness of the information/data before in any way acting upon the same. MIPL shall not be liable for any harm, injury, loss or damage caused to the Subscriber due to default by the Subscriber's debtors/beneficiaries in fulfilling their obligations of any nature whatsoever. This Report or any of its portion shall not be used as a documentary evidence or otherwise before any investigative agencies or forum of law. This Report is confidential and proprietary to MIPL. The Subscriber and/or any other person(s) may not reproduce, publish or disclose any of the contents of the Report to others without the express authorization of MIPL. This Report is prepared and issued to the Subscriber without any risk, responsibility or liability on the part of MIPL or its officials.

Moderately Low Risk	B1
Moderate Risk	B2
Moderately High Risk	C1
High Risk	C2
Very High Risk	D

EXTERNAL AGENCY RATING

Rating Agency Name	ICRA RATING
Rating	Fund Based Facilities = A-
Rating Explanation	Adequate degree of safety and low credit risk
Date	09.11.2017

Rating Agency Name	ICRA RATING
Rating	Non Fund Based Facilities = A2+
Rating Explanation	Strong degree of safety and low credit risk
Date	09.11.2017

RBI DEFAULTERS' LIST STATUS

Subject's name is not enlisted as a defaulter in the publicly available RBI Defaulters' list.

EPF (Employee Provident Fund) DEFAULTERS' LIST STATUS

Subject's name is not enlisted as a defaulter in the publicly available EPF (Employee Provident Fund) Defaulters' list as of 31-03-2016.

BIFR (Board for Industrial & Financial Reconstruction) LISTING STATUS

Subject's name is not listed as a Sick Unit in the publicly available BIFR (Board for Industrial & Financial Reconstruction) list as of 14.08.2018.

IBBI (Insolvency and Bankruptcy Board of India) LISTING STATUS

Subject's name is not listed in the publicly available IBBI (Insolvency and Bankruptcy Board of India) list as of report date.

INFORMATION DENIED BY

DISCLAIMER : This Report is **PRIVATE & CONFIDENTIAL** and it is prepared at the request of and for its use by the Subscriber only. The Subscriber shall use the contents of the Report merely as an aid to its business. Mira Inform Private Limited ("MIPL") has collated information/data in the Report, which have not been verified unless otherwise specifically mentioned in the Report. The Subscriber shall independently verify the accuracy and correctness of the information/data before in any way acting upon the same. MIPL shall not be liable for any harm, injury, loss or damage caused to the Subscriber due to default by the Subscriber's debtors/beneficiaries in fulfilling their obligations of any nature whatsoever. This Report or any of its portion shall not be used as a documentary evidence or otherwise before any investigative agencies or forum of law. This Report is confidential and proprietary to MIPL. The Subscriber and/or any other person(s) may not reproduce, publish or disclose any of the contents of the Report to others without the express authorization of MIPL. This Report is prepared and issued to the Subscriber without any risk, responsibility or liability on the part of MIPL or its officials.

LUMINO INDUSTRIES LIMITED - 525006

PAGE NO. : 4

Name :	Mr. Chandan
Designation :	Senior Manager
Contact No.:	91-9051033341
Date :	13.08.2018

LOCATIONS

Registered Office :	Unit No - 12/4, Merlin Acropolis 1858/1 Rajdanga Main Road, Kolkata – 700107, West Bengal, India
Tel. No.:	91-33-24412008 / 09
Mobile No.:	91-9051033341 [Mr. Chandan]
Fax No.:	91-33-24412010
E-Mail :	lumino@luminoindustries.com
Website :	http://www.luminoindustries.com
Corporate Office :	"Usha Kiran", 12A, Camac Street, Room No.5, 5 th Floor, Kolkata – 700017, West Bengal, India
Tel. No.:	91-33-22829201 (5 lines)
Fax No.:	91-33-22829206
E-Mail :	lumino@lasercables.com
Factory :	At/PO: Biprannapara, Jalan Complex, P.S.: Domjur, Howrah – 711411, West Bengal, India
Tel. No.:	91-33-26692420/ 65290333
Fax No.:	91-33-26692471

DIRECTORS

AS ON 31.03.2017

Name :	Mr. Deepak Goel		
Designation :	Whole-time Director		
Address :	4, Alipore Park Place, Kolkata – 700 027, West Bengal, India		
Date of Birth/Age :	20.02.1969		
Qualification :	B. Com		
Date of Appointment :	01.08.2011		
Pan No. :	ADGPG4399H		
DIN No.:	00673430		
Other Directorship:			
CIN/FCRN	Company Name	Begin Date	End Date
U45200WB2006PTC111909	SRI SHYAM PROJECTS PRIVATE LIMITED	23/11/2006	-
U27203WB2005PLC104710	LASER ALUMINIUM COMPANY LIMITED	01/09/2005	-
U14220WB1988PTC043591	LASER POWER & INFRA PRIVATE LIMITED	01/01/2017	-
Name :	Mr. Devendra Goel		
Designation :	Director		
Address :	1b, Mayfair Road, Kolkata – 700 019, West Bengal, India		
Date of Birth/Age :	21.10.1972		
Qualification :	B.Com		
Date of Appointment :	04.04.2005		
Pan No. :	ADGPG4397K		
DIN No.:	00673447		
Other Directorship:			
CIN/FCRN	Company Name	Begin Date	End Date
U52190WB2009PTC139055	SUNRISE E-SERVICES PRIVATE LIMITED	22/11/2011	-
U40105WB2010PLC151600	LUMINO POWER INFRASTRUCTURE LIMITED	23/07/2010	-
U14220WB1988PTC043591	LASER POWER & INFRA PRIVATE LIMITED	01/01/2017	-
U70101WB1987PTC042427	GENUINE REAL ESTATES PVT LTD	12/03/2005	-
U70109WB2010PTC155049	D.S. DEVELOPERS PRIVATE LIMITED	26/11/2010	-
U45400WB2007PTC120547	UNIQUE HEIGHTS PRIVATE LIMITED	12/12/2007	-
U74999WB2016PTC216030	SHANTI HEALTH SERVICES PRIVATE LIMITED	01/06/2016	-
U74900WB2009PTC139269	AAYUSH-PRATIK DEALCOMM PRIVATE LIMITED	09/11/2009	-
U52190WB2009PTC139126	READY CONSTRUCTION PRIVATE LIMITED	22/11/2011	-
U70109WB1991PTC052778	IN STYLE FARMS PVT. LTD.	23/12/2005	-
U52190WB2009PTC139093	HAWK SALES PRIVATE LIMITED	22/11/2011	-
U52300WB2009PTC139092	ORBIT MERCHANT PRIVATE LIMITED	22/11/2011	-
U52190WB2009PTC139116	RELIN DEVELOPERS PRIVATE LIMITED	22/11/2011	-
U70101WB1995PTC074562	PULKIT PROPERTIES PVT.LTD.	27/09/1995	-
U51909WB2008PTC129368	VIDULA AGENCY PRIVATE LIMITED	22/11/2011	-
U45200WB2007PTC112794	RAMKRISHNA INFRASTRUCTURE PRIVATE LIMITED	25/01/2007	-

U27203WB2005PLC104710	LASER ALUMINIUM COMPANY LIMITED	01/09/2005	-
Name : Mr. Vikash Jalan			
Designation : Director			
Address : 10, Radha Govind Nagar, Hind Motor – 712233, West Bengal, India			
Date of Birth/Age : 20.12.1980			
Date of Appointment : 23.03.2015			
DIN No.: 02629553			
Other Directorship:			
CIN/FCRN	Company Name	Begin Date	End Date
U51109WB2005PTC104390	SARGAM COMMERCIAL PRIVATE LIMITED	29/09/2015	-
U51909WB2007PTC114392	MICRO AGENCIES PRIVATE LIMITED	29/09/2015	-
U60200WB2008PTC126681	MICRO ROADLINES PRIVATE LIMITED	29/09/2015	-
U74140WB2008PTC128803	VACHI CONSULTANCY PRIVATE LIMITED	11/03/2017	-
U51109WB2006PTC109692	INTERACTIVE SALES PRIVATE LIMITED	29/09/2015	-
U51909WB2011PTC170826	GREEN APPLE DISTRIBUTION PRIVATE LIMITED	16/01/2012	-
U74999WB2012PTC173715	JALAN CORPORATE SOLUTIONS PRIVATE LIMITED	08/02/2012	-
U70102WB2015PTC208216	SAPHIRE PROPERTIES PRIVATE LIMITED	23/10/2015	-
U70102WB2015PTC208215	SEALIGHT PROPERTIES PRIVATE LIMITED	23/10/2015	-
U51101WB2015PTC208250	RIVERBREEZE PROPERTIES PRIVATE LIMITED	29/10/2015	-
Name : Hari Ram Agarwal			
Designation : Director			
Address : 31/3, Baikuntha Chatterjee Lane, 1st Floor, Flat Aa/1, Howrah – 711101, West Bengal, India			
Date of Appointment : 02.05.2018			
DIN No.: 00256614			
Other Directorship:			
CIN/FCRN	Company Name	Begin Date	End Date
L01409WB1982PLC034590	IFB AGRO INDUSTRIES LTD.	02/06/2008	-
Name : Rashmi Goel			
Designation : Wholetime Director			
Address : 1b, Mayfair Road Ballygunge Kolkata – 700019, West Bengal, India			
Date of Appointment : 02.08.2018			
DIN No.: 00673366			
Name : Jay Goel			
Designation : Wholetime Director			
Address : Flat 4b 1b Mayfair Road, Ballygunge, Kokata – 700019, West Bengal, India			
Date of Appointment : 02.08.2018			
DIN No.: 08190426			

KEY EXECUTIVES

Name :	Mr. Chandan
Designation :	Senior Manager

MAJOR SHAREHOLDERS

AS ON 31.03.2017

Names of Shareholders	No. of Shares
Deepak Goel	1349500
Shanti Devi Goel	1032000
Purushottam Dass Goel	389500
Rashmi Goel	90000
Devendra Goel	1331500
Rakhi Goel	72000
Sangeeta Tekriwal	600
Jalsagar Sales Agency Private Limited, India	8830100
Drp Trading & Investments Private Limited, India	2523000
Laser Electrical Industries Private Limited, India	3740000
Laser Power & Infra Private Limited, India	4290000
Sigma Vyapaar Private Limited, India	1518300
Adishwar Trade Link Private Limited, India	2607000
Welkon Goods Private Limited, India	2500000
Embassy Vyapaar Private Limited, India	10000
Regal Financial Advisory Private Limited, India	99000
Sanatan Vinimay Private Limited, India	60000
Total	30442500

Equity Share Break up (Percentage of Total Equity)

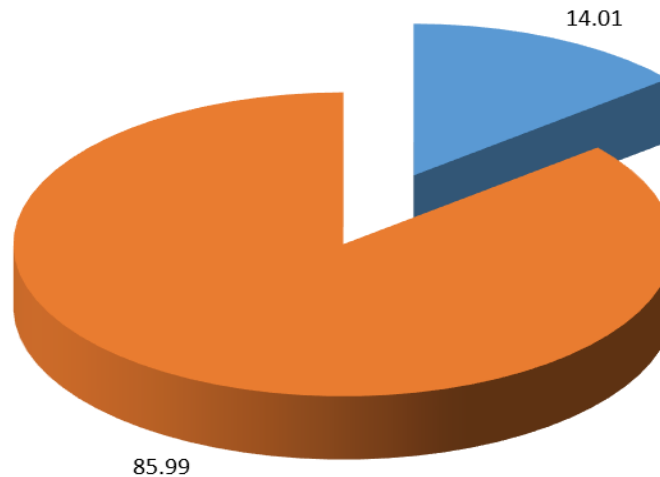
AS ON 30.09.2017

Category	Percentage
Promoters- Individual/Hindu Undivided Family- Indian	14.01
Public/Other than promoters - Body corporate	85.99
Total	100.00

DISCLAIMER : This Report is **PRIVATE & CONFIDENTIAL** and it is prepared at the request of and for its use by the Subscriber only. The Subscriber shall use the contents of the Report merely as an aid to its business. Mira Inform Private Limited ("MIPL") has collated information/data in the Report, which have not been verified unless otherwise specifically mentioned in the Report. The Subscriber shall independently verify the accuracy and correctness of the information/data before in any way acting upon the same. MIPL shall not be liable for any harm, injury, loss or damage caused to the Subscriber due to default by the Subscriber's debtors/beneficiaries in fulfilling their obligations of any nature whatsoever. This Report or any of its portion shall not be used as a documentary evidence or otherwise before any investigative agencies or forum of law. This Report is confidential and proprietary to MIPL. The Subscriber and/or any other person(s) may not reproduce, publish or disclose any of the contents of the Report to others without the express authorization of MIPL. This Report is prepared and issued to the Subscriber without any risk, responsibility or liability on the part of MIPL or its officials.

Share holding pattern

■ Promoters- Individual/Hindu Undivided Family- Indian ■ Public/Other than promoters - Body corporate



BUSINESS DETAILS

Line of Business :	Subject is engaged in the businesses of manufacturing of conductors and executing EPC projects. [Registered Activity]	
Products / Services :	Name and Description of main products / services	ITC Code of the Product/service
	Stranded Wire, Cables, Plaited Bands and The Like, of Aluminium, Not Electrically Insulated	76141000
	PVC Insulated Cables	85442090
Brand Names :	Not Available	
Agencies Held :	Not Available	
Exports :	Not Divulged	
Imports :	Not Divulged	
Terms :	Not Divulged	

PRODUCTION STATUS – (NOT AVAILABLE)

DISCLAIMER : This Report is **PRIVATE & CONFIDENTIAL** and it is prepared at the request of and for its use by the Subscriber only. The Subscriber shall use the contents of the Report merely as an aid to its business. Mira Inform Private Limited ("MIPL") has collated information/data in the Report, which have not been verified unless otherwise specifically mentioned in the Report. The Subscriber shall independently verify the accuracy and correctness of the information/data before in any way acting upon the same. MIPL shall not be liable for any harm, injury, loss or damage caused to the Subscriber due to default by the Subscriber's debtors/beneficiaries in fulfilling their obligations of any nature whatsoever. This Report or any of its portion shall not be used as a documentary evidence or otherwise before any investigative agencies or forum of law. This Report is confidential and proprietary to MIPL. The Subscriber and/or any other person(s) may not reproduce, publish or disclose any of the contents of the Report to others without the express authorization of MIPL. This Report is prepared and issued to the Subscriber without any risk, responsibility or liability on the part of MIPL or its officials.

GENERAL INFORMATION

Suppliers :	Reference :	Not Divulged
	Name of the Person :	--
	Contact No.:	--
	Since How Long Known :	--
	Maximum Limit Dealt :	--
	Experience :	--
	Remark:	--
Customers :	Reference :	Not Divulged
	Name of the Person :	--
	Contact No.:	--
	Since How Long Known :	--
	Maximum Limit Dealt :	--
	Experience :	--
	Remark:	--
No. of Employees :	Information denied by the management	
Bankers :	Banker Name :	HDFC Bank Limited
	Branch :	Retail Loan Service Centre First Floor, Gillander House 8, N .S Road, Kolkata – 700001, West Bengal, India
	Person Name (With Designation) :	--
	Contact Number :	--
	Name of Account Holder :	--
	Account Number :	--
	Account Since (Date/Year of Account Opening) :	--
	Average Balance Maintained :	--
	Credit Facilities Enjoyed (CC/OD/Term Loan) :	--
	Account Operation :	--
	Remark :	--
Facilities :	(INR In Million)	
	SECURED LOAN	As on
		31.03.2017
	LONG TERM BORROWING	As on
Rupee term loans from banks	1.546	0.000

LUMINO INDUSTRIES LIMITED - 525006

PAGE NO. : 10

SHORT TERM BORROWING			
	Loans repayable on demand from banks	168.556	50.902
	Total	170.102	50.902

Auditors :	
Name :	SDP and Associates Chartered Accountants
Address :	46C, Chowringhee Road, Everest House, Flat No.14G, Kolkata – 700071, West Bengal, India
PAN No.:	AARFS4093A
Memberships :	Not Available
Collaborators :	Not Available
Enterprises which are owned, or have significant influence of or are partners with Key management personnel and their relatives :	Jagannath Concrete Pole
Others Related Parties :	<ul style="list-style-type: none"> Las Er Power And Infra Private Limited Jalsagar Sales Agency Private Limited U51909WB1995PTC070180

CAPITAL STRUCTURE

AS ON 31.03.2017

Authorised Capital :

No. of Shares	Type	Value	Amount
40000000	Equity Shares	INR 10/- each	INR 400.000 Million

Issued, Subscribed & Paid-up Capital :

No. of Shares	Type	Value	Amount
30442500	Equity Shares	INR 10/- each	INR 304.425 Million

DISCLAIMER : This Report is **PRIVATE & CONFIDENTIAL** and it is prepared at the request of and for its use by the Subscriber only. The Subscriber shall use the contents of the Report merely as an aid to its business. Mira Inform Private Limited ("MIPL") has collated information/data in the Report, which have not been verified unless otherwise specifically mentioned in the Report. The Subscriber shall independently verify the accuracy and correctness of the information/data before in any way acting upon the same. MIPL shall not be liable for any harm, injury, loss or damage caused to the Subscriber due to default by the Subscriber's debtors/beneficiaries in fulfilling their obligations of any nature whatsoever. This Report or any of its portion shall not be used as a documentary evidence or otherwise before any investigative agencies or forum of law. This Report is confidential and proprietary to MIPL. The Subscriber and/or any other person(s) may not reproduce, publish or disclose any of the contents of the Report to others without the express authorization of MIPL. This Report is prepared and issued to the Subscriber without any risk, responsibility or liability on the part of MIPL or its officials.

FINANCIAL DATA
[all figures are INR Million]

ABRIDGED BALANCE SHEET

SOURCES OF FUNDS	31.03.2017	31.03.2016	31.03.2015
I. EQUITY AND LIABILITIES			
(1) Shareholders' Funds			
(a) Share Capital	304.425	304.425	304.425
(b) Reserves and Surplus	1117.490	888.059	777.260
(c) Money received against share warrants	0.000	0.000	0.000
(2) Share Application money pending allotment	0.000	0.000	0.000
Total Shareholders' Funds (1) + (2)	1421.915	1192.484	1081.685
(3) Non-Current Liabilities			
(a) long-term borrowings	1.546	0.000	0.000
(b) Deferred tax liabilities (Net)	0.000	0.000	0.000
(c) Other long-term liabilities	77.280	68.000	0.000
(d) long-term provisions	2.907	1.639	1.367
Total Non-current Liabilities (3)	81.733	69.639	1.367
(4) Current Liabilities			
(a) Short-term borrowings	418.556	55.297	405.602
(b) Trade payables	650.496	843.410	898.418
(c) Other current liabilities	64.064	75.851	71.478
(d) Short-term provisions	10.561	26.730	21.113
Total Current Liabilities (4)	1143.677	1001.288	1396.611
TOTAL	2647.325	2263.411	2479.663
II. ASSETS			
(1) Non-current assets			
(a) Fixed Assets			
(i) Tangible assets	72.485	30.816	26.280
(ii) Intangible Assets	3.532	1.078	1.525
(iii) Tangible assets capital work-in-progress	5.589	0.000	0.000
(iv) Intangible assets under development	0.000	0.000	0.000
(b) Non-current Investments	67.634	48.094	46.844
(c) Deferred tax assets (net)	1.363	2.094	1.467
(d) Long-term loans and advances	3.162	3.872	3.275
(e) Other Non-current assets	79.868	48.116	87.739
Total Non-Current Assets	233.633	134.070	167.130

DISCLAIMER : This Report is **PRIVATE & CONFIDENTIAL** and it is prepared at the request of and for its use by the Subscriber only. The Subscriber shall use the contents of the Report merely as an aid to its business. Mira Inform Private Limited ("MIPL") has collated information/data in the Report, which have not been verified unless otherwise specifically mentioned in the Report. The Subscriber shall independently verify the accuracy and correctness of the information/data before in any way acting upon the same. MIPL shall not be liable for any harm, injury, loss or damage caused to the Subscriber due to default by the Subscriber's debtors/beneficiaries in fulfilling their obligations of any nature whatsoever. This Report or any of its portion shall not be used as a documentary evidence or otherwise before any investigative agencies or forum of law. This Report is confidential and proprietary to MIPL. The Subscriber and/or any other person(s) may not reproduce, publish or disclose any of the contents of the Report to others without the express authorization of MIPL. This Report is prepared and issued to the Subscriber without any risk, responsibility or liability on the part of MIPL or its officials.

(2) Current assets			
(a) Current investments	4.001	13.851	59.002
(b) Inventories	215.695	230.562	385.210
(c) Trade receivables	1043.336	1174.046	1414.321
(d) Cash and bank balances	965.234	519.524	316.865
(e) Short-term loans and advances	184.618	184.063	91.256
(f) Other current assets	0.808	7.295	45.879
Total Current Assets	2413.692	2129.341	2312.533
TOTAL	2647.325	2263.411	2479.663

PROFIT & LOSS ACCOUNT

	PARTICULARS	31.03.2017	31.03.2016	31.03.2015
	SALES			
	Total Revenue from operations	3684.766	3898.988	3117.607
	Other Income	26.286	37.398	29.041
	TOTAL	3711.052	3936.386	3146.648
Less	EXPENSES			
	Cost of Materials Consumed	1704.055	1647.212	2251.829
	Purchases of Stock-in-Trade	901.082	1098.581	249.803
	Changes in inventories of finished goods, work-in-progress and Stock-in-Trade	31.262	114.176	(37.859)
	Employee benefit expense	119.786	97.008	46.919
	CSR expenditure	2.525	1.650	1.875
	Other expenses	563.455	514.512	412.994
	Prior period items before tax	0.000	0.000	0.000
	Exceptional items before tax	0.000	0.000	0.000
	Extraordinary items before tax	0.000	122.786	0.000
	TOTAL	3322.165	3595.925	2925.561
	PROFIT/ (LOSS) BEFORE INTEREST, TAX, DEPRECIATION AND AMORTISATION	388.887	340.461	221.087
Less	FINANCIAL EXPENSES	83.376	157.155	131.180
	PROFIT / (LOSS) BEFORE TAX, DEPRECIATION AND AMORTISATION	305.511	183.306	89.907
Less	DEPRECIATION/ AMORTISATION	12.126	9.622	8.550
	PROFIT/ (LOSS) BEFORE TAX	293.385	173.684	81.357
Less	TAX	63.954	62.885	29.359

DISCLAIMER : This Report is **PRIVATE & CONFIDENTIAL** and it is prepared at the request of and for its use by the Subscriber only. The Subscriber shall use the contents of the Report merely as an aid to its business. Mira Inform Private Limited ("MIPL") has collated information/data in the Report, which have not been verified unless otherwise specifically mentioned in the Report. The Subscriber shall independently verify the accuracy and correctness of the information/data before in any way acting upon the same. MIPL shall not be liable for any harm, injury, loss or damage caused to the Subscriber due to default by the Subscriber's debtors/beneficiaries in fulfilling their obligations of any nature whatsoever. This Report or any of its portion shall not be used as a documentary evidence or otherwise before any investigative agencies or forum of law. This Report is confidential and proprietary to MIPL. The Subscriber and/or any other person(s) may not reproduce, publish or disclose any of the contents of the Report to others without the express authorization of MIPL. This Report is prepared and issued to the Subscriber without any risk, responsibility or liability on the part of MIPL or its officials.

	PROFIT/ (LOSS) AFTER TAX	229.431	110.799	51.998
	EARNINGS IN FOREIGN CURRENCY			
	F.O.B. Value of Exports	NA	NA	208.117
	Other Earning	NA	NA	0.000
	TOTAL EARNINGS	NA	NA	208.117
	Earnings / (Loss) Per Share (INR)	0.000	0.000	0.000

CURRENT MATURITIES OF LONG TERM DEBT DETAILS

Particulars	31.03.2017	31.03.2016	31.03.2015
Current Maturities of Long term debt	1.419	0.000	0.000
Net cash flows from (used in) operations	250.516	733.873	220.106
Net cash flows from (used in) operating activities	166.574	558.783	192.904

KEY RATIOS

EFFICIENCY RATIOS

PARTICULARS	31.03.2017	31.03.2016	31.03.2015
Average Collection Days [Sundry Debtors / Income * 365]	103.35	109.91	165.58
Account Receivables Turnover [Income / Sunday Debtors]	3.53	3.32	2.20
Average Payment Days [Sundry Creditors / Purchases * 365]	91.14	112.12	131.08
Inventory Turnover [Operating Income / Inventories]	1.80	1.48	0.57
Asset Turnover [Operating Income / Net Fixed Assets]	4.77	10.67	7.95

LEVERAGE RATIOS

PARTICULARS	31.03.2017	31.03.2016	31.03.2015
Debt Ratio [(Borrowing + Current Liabilities) / Total Assets]	0.43	0.44	0.56

DISCLAIMER : This Report is **PRIVATE & CONFIDENTIAL** and it is prepared at the request of and for its use by the Subscriber only. The Subscriber shall use the contents of the Report merely as an aid to its business. Mira Inform Private Limited ("MIPL") has collated information/data in the Report, which have not been verified unless otherwise specifically mentioned in the Report. The Subscriber shall independently verify the accuracy and correctness of the information/data before in any way acting upon the same. MIPL shall not be liable for any harm, injury, loss or damage caused to the Subscriber due to default by the Subscriber's debtors/beneficiaries in fulfilling their obligations of any nature whatsoever. This Report or any of its portion shall not be used as a documentary evidence or otherwise before any investigative agencies or forum of law. This Report is confidential and proprietary to MIPL. The Subscriber and/or any other person(s) may not reproduce, publish or disclose any of the contents of the Report to others without the express authorization of MIPL. This Report is prepared and issued to the Subscriber without any risk, responsibility or liability on the part of MIPL or its officials.

LUMINO INDUSTRIES LIMITED - 525006

PAGE NO. : 14

Debt Equity Ratio (Borrowings / NetWorth)		0.30	0.05	0.37
Current Liabilities to Networth (Current Liabilities / NetWorth)		0.80	0.84	1.29
Fixed Assets to NetWorth (Net Fixed Assets / NetWorth)		0.06	0.03	0.03
Interest Coverage Ratio [PBIT / Financial Charges]		4.66	2.17	1.69

PROFITABILITY RATIOS

PARTICULARS		31.03.2017	31.03.2016	31.03.2015
Net Profit Margin [(PAT / Sales) * 100]	(%)	6.23	2.84	1.67
Return on Total Assets [(PAT / Total Assets) * 100]	(%)	8.67	4.90	2.10
Return on Investment (ROI) [(PAT / NetWorth) * 100]	(%)	16.14	9.29	4.81

SOLVENCY RATIO

PARTICULARS		31.03.2017	31.03.2016	31.03.2015
Current Ratio [Current Assets / Current Liabilities]		2.11	2.13	1.66
Quick Ratio [(Current Assets - Inventories) / Current Liabilities]		1.92	1.90	1.38
G-Score Ratio Financial [NetWorth / Total Assets]		0.54	0.53	0.44
G-Score Ratio Debt [Debts / Equity Capital]		1.38	0.18	1.33
G-Score Ratio Liquidity [Total Current Assets / Total Current Liabilities]		2.11	2.13	1.66

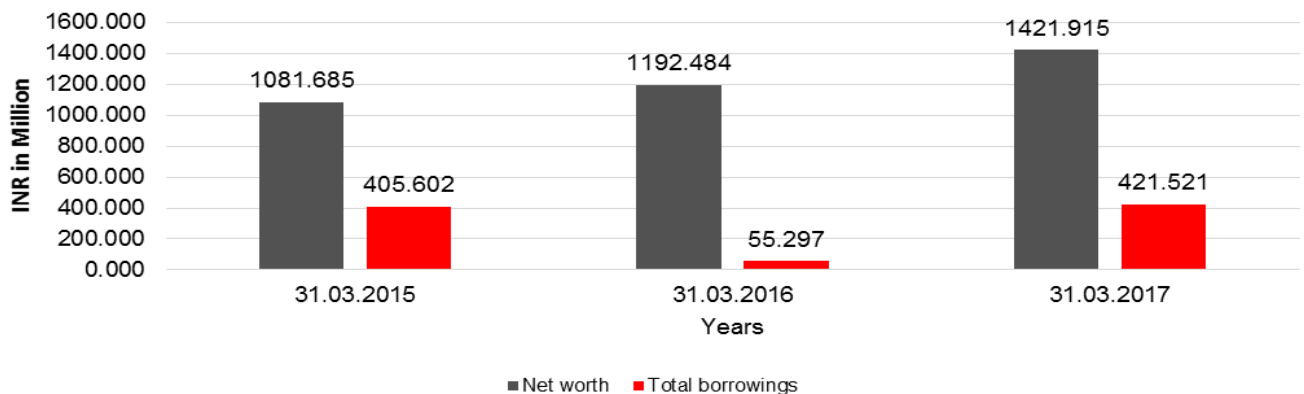
Total Liability = Short-term Debt + Long-term Debt + Current Maturities of Long-term debts

FINANCIAL ANALYSIS
[all figures are in INR Million]

DEBT EQUITY RATIO

Particular	31.03.2015 (INR In Million)	31.03.2016 (INR In Million)	31.03.2017 (INR In Million)
Share Capital	304.425	304.425	304.425
Reserves & Surplus	777.260	888.059	1117.490
Net worth	1081.685	1192.484	1421.915
Long-term borrowings	0.000	0.000	1.546
Short term borrowings	405.602	55.297	418.556
Total borrowings	405.602	55.297	421.521
Debt/Equity ratio	0.375	0.046	0.296

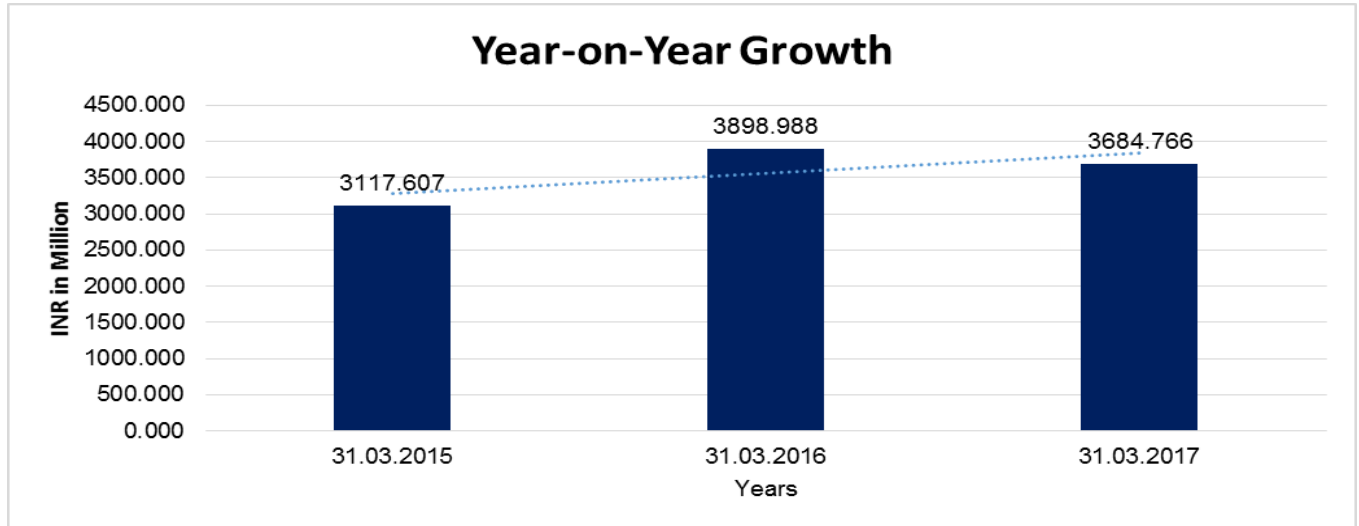
Debt to Equity



YEAR-ON-YEAR GROWTH

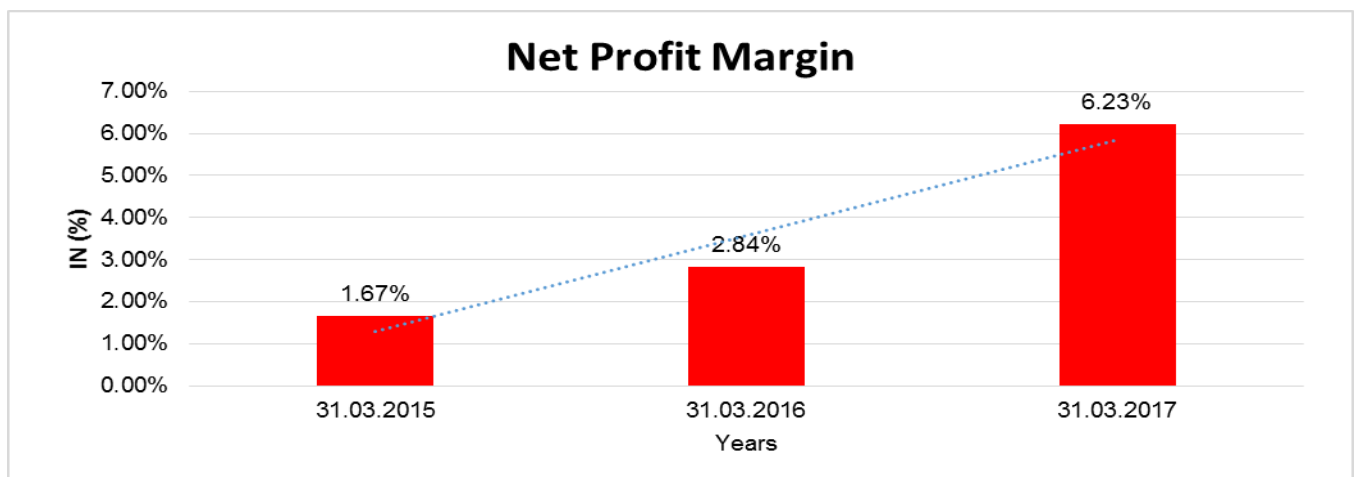
Year on Year Growth	31.03.2015 (INR In Million)	31.03.2016 (INR In Million)	31.03.2017 (INR In Million)
Sales	3117.607	3898.988	3684.766
	0.000	25.063	(5.494)

DISCLAIMER : This Report is **PRIVATE & CONFIDENTIAL** and it is prepared at the request of and for its use by the Subscriber only. The Subscriber shall use the contents of the Report merely as an aid to its business. Mira Inform Private Limited ("MIPL") has collated information/data in the Report, which have not been verified unless otherwise specifically mentioned in the Report. The Subscriber shall independently verify the accuracy and correctness of the information/data before in any way acting upon the same. MIPL shall not be liable for any harm, injury, loss or damage caused to the Subscriber due to default by the Subscriber's debtors/beneficiaries in fulfilling their obligations of any nature whatsoever. This Report or any of its portion shall not be used as a documentary evidence or otherwise before any investigative agencies or forum of law. This Report is confidential and proprietary to MIPL. The Subscriber and/or any other person(s) may not reproduce, publish or disclose any of the contents of the Report to others without the express authorization of MIPL. This Report is prepared and issued to the Subscriber without any risk, responsibility or liability on the part of MIPL or its officials.



NET PROFIT MARGIN

Net Profit Margin	31.03.2015	31.03.2016	31.03.2017
	(INR In Million)	(INR In Million)	(INR In Million)
Sales	3117.607	3898.988	3684.766
Profit/ (Loss)	51.998	110.799	229.431
	1.67 %	2.84 %	6.23 %



DISCLAIMER : This Report is **PRIVATE & CONFIDENTIAL** and it is prepared at the request of and for its use by the Subscriber only. The Subscriber shall use the contents of the Report merely as an aid to its business. Mira Inform Private Limited ("MIPL") has collated information/data in the Report, which have not been verified unless otherwise specifically mentioned in the Report. The Subscriber shall independently verify the accuracy and correctness of the information/data before in any way acting upon the same. MIPL shall not be liable for any harm, injury, loss or damage caused to the Subscriber due to default by the Subscriber's debtors/beneficiaries in fulfilling their obligations of any nature whatsoever. This Report or any of its portion shall not be used as a documentary evidence or otherwise before any investigative agencies or forum of law. This Report is confidential and proprietary to MIPL. The Subscriber and/or any other person(s) may not reproduce, publish or disclose any of the contents of the Report to others without the express authorization of MIPL. This Report is prepared and issued to the Subscriber without any risk, responsibility or liability on the part of MIPL or its officials.

LOCAL AGENCY FURTHER INFORMATION

Sr. No.	Check list by info agents	Available in Report (Yes/No)
1	Year of establishment	Yes
2	Constitution of the entity -Incorporation details	Yes
3	Locality of the entity	Yes
4	Premises details	No
5	Buyer visit details	--
6	Contact numbers	Yes
7	Name of the person contacted	Yes
8	Designation of contact person	Yes
9	Promoter's background	Yes
10	Date of Birth of Proprietor / Partners / Directors	Yes
11	Pan Card No. of Proprietor / Partners	No
12	Voter Id Card No. of Proprietor / Partners	No
13	Type of business	Yes
14	Line of Business	Yes
15	Export/import details (if applicable)	No
16	No. of employees	No
17	Details of sister concerns	Yes
18	Major suppliers	No
19	Major customers	No
20	Banking Details	Yes
21	Banking facility details	Yes
22	Conduct of the banking account	--
23	Financials, if provided	Yes
24	Capital in the business	Yes
25	Last accounts filed at ROC, if applicable	Yes
26	Turnover of firm for last three years	Yes
27	Reasons for variation <> 20%	--
28	Estimation for coming financial year	No
29	Profitability for last three years	Yes
30	Major shareholders, if available	Yes
31	External Agency Rating, if available	Yes
32	Litigations that the firm/promoter involved in	--
33	Market information	--
34	Payments terms	No
35	Negative Reporting by Auditors in the Annual Report	No

STATE OF AFFAIRS

Subject is engaged in the businesses of manufacturing of conductors and executing EPC projects. There has been no change in the businesses of the Company during the financial year ended 31st March 2017.

During the year, the Revenue from operations of the Company was INR 3926.088 Million as against INR 4074.313 Million registered in the previous year. The Profit after Taxation for the year increased by 107.07% from INR 110.799 Million to INR 229.431 Million. The Earning per Share has increased by approx. 107% from INR 3.64 to INR 7.54.

UNSECURED LOANS:

(INR In Million)

Particulars	As on 31.03.2017	As on 31.03.2016
SHORT TERM BORROWING		
Other loans and advances	250.000	4.395
Total	250.000	4.395

INDEX OF CHARGE:

Charges Registered								
SN o	SRN	Charge Id	Charge Holder Name	Date of Creation	Date of Modifi- cation	Date of Satisfac- tion	Amount	Address
1	G53861 704	100123 572	HDFC BANK LIMITE D	06/04/2 017	-	-	8500000.0	RETAIL LOAN SERVICE CENTRE FIRST FLOOR GILLANDER HOUSE 8, N .S ROAD, KOLKATAWB700 0011N
2	C03604 881	104900 16	BANK OF BARO DA	16/05/2 014	-	-	40000000.0	ALIPORE BRANCH38/1 E, GOPAL NAGAR ROAD KOLKATAWB700 0271N
3	C48341 127	103652 10	CANA RA BANK	27/06/2 012	30/01/ 2015	-	2020000000.0	Prime Corporate Branch, Bells House (Ground Floor)21, Camac Street, KolkataWB700016 IN
4	C66179 185	101615 58	ANDH RA BANK	24/04/2 009	08/09/ 2015	-	606000000.0	KOLKATA MAIN BRANCH14/1B, EZRA STREET KOLKATAWB7 000011N
5	A241792 10	100708 73	Bank of	20/08/2 007	-	-	212600000.0	Alipore Branch38/1E, Gopal Nagar

DISCLAIMER : This Report is **PRIVATE & CONFIDENTIAL** and it is prepared at the request of and for its use by the Subscriber only. The Subscriber shall use the contents of the Report merely as an aid to its business. Mira Inform Private Limited ("MIPL") has collated information/data in the Report, which have not been verified unless otherwise specifically mentioned in the Report. The Subscriber shall independently verify the accuracy and correctness of the information/data before in any way acting upon the same. MIPL shall not be liable for any harm, injury, loss or damage caused to the Subscriber due to default by the Subscriber's debtors/beneficiaries in fulfilling their obligations of any nature whatsoever. This Report or any of its portion shall not be used as a documentary evidence or otherwise before any investigative agencies or forum of law. This Report is confidential and proprietary to MIPL. The Subscriber and/or any other person(s) may not reproduce, publish or disclose any of the contents of the Report to others without the express authorization of MIPL. This Report is prepared and issued to the Subscriber without any risk, responsibility or liability on the part of MIPL or its officials.

			Baroda					RoadKolkataWB7000271 N
6	A150016 21	100841 15	BANK OF BARO DA	31/03/2 007	-	-	40000000.0	ALIPORE BRANCH38/1E,GOPAL NAGAR ROADKOLKATAWB700 027IN
7	A695092 14	100187 05	BANK OF BARO DA	24/08/2 006	23/07/ 2009	-	1259600000.0	ALIPORE BRANCH38/1 E, GOPAL NAGAR ROADKOLKATAWB700 027IN
8	G81265 001	902554 38	Canar a Bank	05/05/2 005	28/02/ 2018	-	4040000000.0	Prime Corporate Branch, Bells House21, Camac StreetKolkataWB700016I N

FIXED ASSETS:

- Building
- Plant and Equipment
- Furniture and Fixture
- Vehicles
- Motor Vehicles
- Office Equipment
- Computer Equipment

CMT REPORT (Corruption, Money Laundering & Terrorism]

The Public Notice information has been collected from various sources including but not limited to: **The Courts, India Prisons Service, Interpol, etc.**

1] INFORMATION ON DESIGNATED PARTY

No records exist designating subject or any of its beneficial owners, controlling shareholders or senior officers as terrorist or terrorist organization or whom notice had been received that all financial transactions involving their assets have been blocked or convicted, found guilty or against whom a judgement or order had been entered in a proceedings for violating money-laundering, anti-corruption or bribery or international economic or anti-terrorism sanction laws or whose assets were seized, blocked, frozen or ordered forfeited for violation of money laundering or international anti-terrorism laws.

2] Court Declaration :

No records exist to suggest that subject is or was the subject of any formal or informal allegations, prosecutions or other official proceeding for making any prohibited payments or other improper payments to government officials for engaging in prohibited transactions or with designated parties.

3] Asset Declaration :

No records exist to suggest that the property or assets of the subject are derived from criminal conduct or a prohibited transaction.

4] Record on Financial Crime :

Charges or conviction registered against subject: **None**

5] Records on Violation of Anti-Corruption Laws :

Charges or investigation registered against subject: **None**

6] Records on Int'l Anti-Money Laundering Laws/Standards :

Charges or investigation registered against subject: **None**

7] Criminal Records

No available information exist that suggest that subject or any of its principals have been formally charged or convicted by a competent governmental authority for any financial crime or under any formal investigation by a competent government authority for any violation of anti-corruption laws or international anti-money laundering laws or standard.

8] Affiliation with Government :

No record exists to suggest that any director or indirect owners, controlling shareholders, director, officer or employee of the company is a government official or a family member or close business associate of a Government official.

9] Compensation Package :

Our market survey revealed that the amount of compensation sought by the subject is fair and reasonable and comparable to compensation paid to others for similar services.

10] Press Report :

No press reports / filings exists on the subject.

CORPORATE GOVERNANCE

MIRA INFORM as part of its Due Diligence do provide comments on Corporate Governance to identify management and governance. These factors often have been predictive and in some cases have created vulnerabilities to credit deterioration.

Our Governance Assessment focuses principally on the interactions between a company's management, its Board of Directors, Shareholders and other financial stakeholders.

CONTRAVENTION

Subject is not known to have contravened any existing local laws, regulations or policies that prohibit, restrict or otherwise affect the terms and conditions that could be included in the agreement with the subject.

FOREIGN EXCHANGE RATES

Currency	Unit	INR
US Dollar	1	INR 69.48
UK Pound	1	INR 88.58
Euro	1	INR 78.99

INFORMATION DETAILS

Information Gathered by :	SHN
Analysis Done by :	NYT
Report Prepared by :	JYO

SCORE FACTORS

DEMERIT POINTS		
--BANK CHARGES	YES/NO	YES
--LITIGATION	YES/NO	NO
--OTHER ADVERSE INFORMATION	YES/NO	NO
MERIT POINTS		
--SOLE DISTRIBUTORSHIP	YES/NO	NO
--EXPORT ACTIVITIES	YES/NO	NO
--AFFILIATION	YES/NO	YES
--LISTED	YES/NO	NO
--OTHER MERIT FACTORS	YES/NO	YES

RATING EXPLANATIONS

Credit Rating	Explanation	Rating Comments
A++	Minimum Risk	Business dealings permissible with minimum risk of default
A+	Low Risk	Business dealings permissible with low risk of default
A	Acceptable Risk	Business dealings permissible with moderate risk of default
B	Medium Risk	Business dealings permissible on a regular monitoring basis
C	Medium High Risk	Business dealings permissible preferably on secured basis
D	High Risk	Business dealing not recommended or on secured terms only
NB	New Business	No recommendation can be done due to business in infancy stage
NT	No Trace	No recommendation can be done as the business is not traceable

NB is stated where there is insufficient information to facilitate rating. However, it is not to be considered as unfavourable.

This score serves as a reference to assess SC's credit risk and to set the amount of credit to be extended. It is calculated from a composite of weighted scores obtained from each of the major sections of this report. The assessed factors are as follows:

- Financial condition covering various ratios
- Company background and operations size
- Promoters / Management background
- Payment record
- Litigation against the subject
- Industry scenario / competitor analysis
- Supplier / Customer / Banker review (wherever available)

DISCLAIMER : This Report is **PRIVATE & CONFIDENTIAL** and it is prepared at the request of and for its use by the Subscriber only. The Subscriber shall use the contents of the Report merely as an aid to its business. Mira Inform Private Limited ("MIPL") has collated information/data in the Report, which have not been verified unless otherwise specifically mentioned in the Report. The Subscriber shall independently verify the accuracy and correctness of the information/data before in any way acting upon the same. MIPL shall not be liable for any harm, injury, loss or damage caused to the Subscriber due to default by the Subscriber's debtors/beneficiaries in fulfilling their obligations of any nature whatsoever. This Report or any of its portion shall not be used as a documentary evidence or otherwise before any investigative agencies or forum of law. This Report is confidential and proprietary to MIPL. The Subscriber and/or any other person(s) may not reproduce, publish or disclose any of the contents of the Report to others without the express authorization of MIPL. This Report is prepared and issued to the Subscriber without any risk, responsibility or liability on the part of MIPL or its officials.