

MIRA INFORM REPORT

Report No. :	524734
Report Date :	14.08.2018

IDENTIFICATION DETAILS

Name :	SUDHAMSU EXIM PRIVATE LIMITED
Registered Office :	F-3b,8-2-601/B/22, Bhanu Co-Operative Society, Road No.10, Banjara Hills, Hyderabad – 500034, Telangana
Tel. No.:	Not Available
Country :	India
Financials (as on) :	31.03.2016
Date of Incorporation :	08.04.2008
CIN No.: [Company Identification No.]	U45400TG2008PTC058578
Capital Investment / Paid-up Capital :	INR 8.100 Million
PAN No.: [Permanent Account No.]	AALCS8393L
GSTN : [Goods & Service Tax Registration No.]	Not Divulged
Legal Form :	Private Limited Liability Company.
Line of Business :	Subject is engaged in Construction Activity. [Registered Activity]
No. of Employees :	Information declined by the management

RATING & COMMENTS

(Mira Inform has adopted New Rating mechanism w.e.f. 23rd January 2017)

MIRA's Rating :	C
------------------------	---

Credit Rating	Explanation	Rating Comments
C	Medium High Risk	Business dealings permissible preferably on secured basis

DISCLAIMER : This Report is **PRIVATE & CONFIDENTIAL** and it is prepared at the request of and for its use by the Subscriber only. The Subscriber shall use the contents of the Report merely as an aid to its business. Mira Inform Private Limited ("MIPL") has collated information/data in the Report, which have not been verified unless otherwise specifically mentioned in the Report. The Subscriber shall independently verify the accuracy and correctness of the information/data before in any way acting upon the same. MIPL shall not be liable for any harm, injury, loss or damage caused to the Subscriber due to default by the Subscriber's debtors/beneficiaries in fulfilling their obligations of any nature whatsoever. This Report or any of its portion shall not be used as a documentary evidence or otherwise before any investigative agencies or forum of law. This Report is confidential and proprietary to MIPL. The Subscriber and/or any other person(s) may not reproduce, publish or disclose any of the contents of the Report to others without the express authorization of MIPL. This Report is prepared and issued to the Subscriber without any risk, responsibility or liability on the part of MIPL or its officials.

Status :	Moderate
Payment Behaviour :	Slow
Litigation :	Clear
Comments :	<p>Subject was incorporated in the year 2008 having moderate track record.</p> <p>Management of the company has not filed its financial after the year 2016 with the government department.</p> <p>As per available financial of 2016, revenue of the company has declined.</p> <p>Rating also remains constrained on account of non-availability of latest financial details.</p> <p>Further, as per indirect source we could find that company has made delays in debt servicing to the lender.</p> <p>Payments are slow.</p> <p>In view of aforesaid, the company can be considered for business dealings on safe and secured trade terms and conditions.</p>

NOTES :

Any query related to this report can be made on e-mail : infodept@mirainform.com while quoting report number, name and date.

ECGC Country Risk Classification List

Country Name	Previous Rating (31.12.2017)	Current Rating (01.04.2018)
India	A1	A1

Risk Category	ECGC Classification
Insignificant	A1
Low Risk	A2
Moderately Low Risk	B1
Moderate Risk	B2
Moderately High Risk	C1
High Risk	C2
Very High Risk	D

EXTERNAL AGENCY RATING

Rating Agency Name	ICRA RATING
Rating	Long Term Rating = D (Issuer not Co-operating)
Rating Explanation	The company is in default or expected to be in default soon.
Date	May 23, 2018

RBI DEFAULTERS' LIST STATUS

Subject's name is not enlisted as a defaulter in the publicly available RBI Defaulters' list.

EPF (Employee Provident Fund) DEFAULTERS' LIST STATUS

Subject's name is not enlisted as a defaulter in the publicly available EPF (Employee Provident Fund) Defaulters' list as of 31-03-2018.

BIFR (Board for Industrial & Financial Reconstruction) LISTING STATUS

Subject's name is not listed as a Sick Unit in the publicly available BIFR (Board for Industrial & Financial Reconstruction) list as of 14.08.2018.

IBBI (Insolvency and Bankruptcy Board of India) LISTING STATUS

Subject's name is not listed in the publicly available IBBI (Insolvency and Bankruptcy Board of India) list as of report date.

INFORMATION DENIED

Unable to Contact (Tel. No.: 91-9248033399 Ringing)

LOCATIONS

Registered Office :	F-3b,8-2-601/B/22, Bhanu Co-Operative Society, Road No.10, Banjara Hills, Hyderabad – 500034, Telangana, India
Tel. No.:	Not Available
Fax No.:	Not Available
E-Mail :	sudhamsuexim@gmail.com

DIRECTORS

As on 31.03.2018

Name :	Mr. Ramana Reddy Yaddala		
Designation :	Managing Director		
Address :	7-2-1793, Flat No.317, Endicos County Apartments Check Colony, Sanath Nagar, Hyderabad – 500018, Telangana, India		
Date of Appointment :	27.05.2017		
DIN No.:	01693590		
Other Directorship:			
CIN/FCRN	Company Name	Begin Date	End Date
U24232TG2006PTC052089	VENSHREE LABORATORIES PRIVATE LIMITED	21/12/2006	-
U24110TG2010PTC067022	HARITA DRUGS PRIVATE LIMITED	17/03/2011	-
U17120TG2013PTC090635	SUNRISE NON-WOVENS PRIVATE LIMITED	25/01/2016	-
U17120TG2013PTC090635	SUNRISE NON-WOVENS PRIVATE LIMITED	09/06/2016	-
Name :	Mr. Bolla Ragupathi Rao		
Designation :	Additional Director		
Address :	Plot No 8, Flat No S2, Golkonda Sadan, Road No 1 VVN Colony, Kukatpally, Hyderabad – 500085, Telangana, India		
Date of Appointment :	12.09.2016		
DIN No.:	07612512		

DISCLAIMER : This Report is **PRIVATE & CONFIDENTIAL** and it is prepared at the request of and for its use by the Subscriber only. The Subscriber shall use the contents of the Report merely as an aid to its business. Mira Inform Private Limited ("MIPL") has collated information/data in the Report, which have not been verified unless otherwise specifically mentioned in the Report. The Subscriber shall independently verify the accuracy and correctness of the information/data before in any way acting upon the same. MIPL shall not be liable for any harm, injury, loss or damage caused to the Subscriber due to default by the Subscriber's debtors/beneficiaries in fulfilling their obligations of any nature whatsoever. This Report or any of its portion shall not be used as a documentary evidence or otherwise before any investigative agencies or forum of law. This Report is confidential and proprietary to MIPL. The Subscriber and/or any other person(s) may not reproduce, publish or disclose any of the contents of the Report to others without the express authorization of MIPL. This Report is prepared and issued to the Subscriber without any risk, responsibility or liability on the part of MIPL or its officials.

MAJOR SHAREHOLDERS / SHAREHOLDING PATTERN

As on 31.03.2016

Names of Shareholders	No. of Shares
Maddala Ramesh	305000
Maddala Madhavi	105000
Prudhviraj Reddy	200000
Janardhan Reddy	100000
P. Madhusudhan	100000
Total	810000

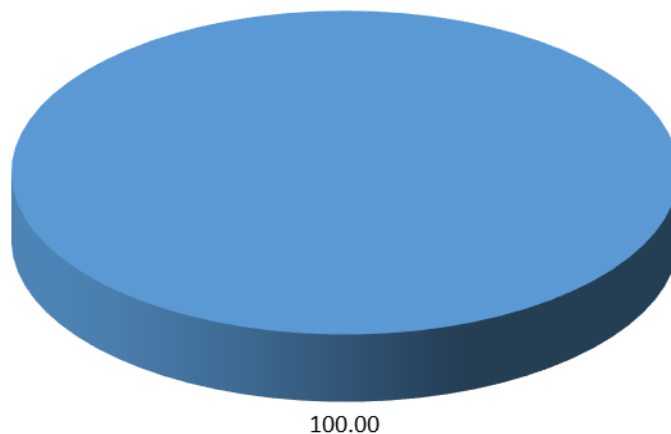
Equity Share Break up (Percentage of Total Equity)

As on 29.09.2016

Category	Percentage
Promoter – (Individual/ Hindu Undivided Family – Indian)	100.00
Total	100.00

Share holding pattern

■ Promoter – (Individual/ Hindu Undivided Family – Indian)



BUSINESS DETAILS

Line of Business :	Subject is engaged in Construction Activity. [Registered Activity]	
Products :	Item Code No.	Product Description
	Construction of utility projects	422
Brand Names :	Not Available	
Agencies Held :	Not Divulged	
Exports :	Not Available	
Imports :	Not Available	
Terms :	Not Available	

PRODUCTION STATUS NOT AVAILABLE

GENERAL INFORMATION

Suppliers :	Reference :	Not Divulged
	Name of the Person :	--
	Contact No.:	--
	Since How Long Known :	--
	Maximum Limit Dealt :	--
	Experience :	--
	Remark:	--
Customers :	Reference :	Not Divulged
	Name of the Person :	--
	Contact No.:	--
	Since How Long Known :	--
	Maximum Limit Dealt :	--
	Experience :	--
	Remark:	--
No. of Employees :	Information declined by the management	
Bankers :	Bank Name	Central Bank of India
	Branch	Ground Floor, Pavani Plazaneer Shadan College, Khairthabad, Hyderabad – 500004, Telangana, India
	Person Name (With Designation)	--

DISCLAIMER : This Report is **PRIVATE & CONFIDENTIAL** and it is prepared at the request of and for its use by the Subscriber only. The Subscriber shall use the contents of the Report merely as an aid to its business. Mira Inform Private Limited ("MIPL") has collated information/data in the Report, which have not been verified unless otherwise specifically mentioned in the Report. The Subscriber shall independently verify the accuracy and correctness of the information/data before in any way acting upon the same. MIPL shall not be liable for any harm, injury, loss or damage caused to the Subscriber due to default by the Subscriber's debtors/beneficiaries in fulfilling their obligations of any nature whatsoever. This Report or any of its portion shall not be used as a documentary evidence or otherwise before any investigative agencies or forum of law. This Report is confidential and proprietary to MIPL. The Subscriber and/or any other person(s) may not reproduce, publish or disclose any of the contents of the Report to others without the express authorization of MIPL. This Report is prepared and issued to the Subscriber without any risk, responsibility or liability on the part of MIPL or its officials.

SUDHAMSU EXIM PRIVATE LIMITED - 524734

PAGE NO. : 7

	Contact Number	--
	Name of Account Holder	--
	Account Number	--
	Account Since (Date/Year of Account Opening)	--
	Average Balance Maintained (If Possible)	--
	Credit Facilities Enjoyed (If any)	--
	Account Operation	--
	Remarks (If any)	--

Auditors :	
Name :	MSPR and Company Chartered Accountants
Address :	MIG-6/A, Stree No.3, BK Guda, Sri Nagar, Hyderabad – 500038, Telangana, India
PAN N Income-tax PAN of auditor or auditor's firm :	AAIFM0945N
Memberships :	Not Available
Collaborators :	Not Available
Associates/Subsidiaries :	Not Available

DISCLAIMER : This Report is **PRIVATE & CONFIDENTIAL** and it is prepared at the request of and for its use by the Subscriber only. The Subscriber shall use the contents of the Report merely as an aid to its business. Mira Inform Private Limited ("MIPL") has collated information/data in the Report, which have not been verified unless otherwise specifically mentioned in the Report. The Subscriber shall independently verify the accuracy and correctness of the information/data before in any way acting upon the same. MIPL shall not be liable for any harm, injury, loss or damage caused to the Subscriber due to default by the Subscriber's debtors/beneficiaries in fulfilling their obligations of any nature whatsoever. This Report or any of its portion shall not be used as a documentary evidence or otherwise before any investigative agencies or forum of law. This Report is confidential and proprietary to MIPL. The Subscriber and/or any other person(s) may not reproduce, publish or disclose any of the contents of the Report to others without the express authorization of MIPL. This Report is prepared and issued to the Subscriber without any risk, responsibility or liability on the part of MIPL or its officials.

CAPITAL STRUCTURE

After 31.03.2016

Authorised Capital : INR 20.000 Million

Issued, Subscribed & Paid-up Capital : INR 20.000 Million

As on 31.03.2016

Authorised Capital :

No. of Shares	Type	Value	Amount
1000000	Equity Shares	INR 10/- each	INR 10.000 Million

Issued, Subscribed & Paid-up Capital :

No. of Shares	Type	Value	Amount
810000	Equity Shares	INR 10/- each	INR 8.100 Million

FINANCIAL DATA
[all figures are in INR Million]

ABRIDGED BALANCE SHEET

SOURCES OF FUNDS	31.03.2016	31.03.2015	31.03.2014
I. EQUITY AND LIABILITIES			
(1) Shareholders' Funds			
(a) Share Capital	8.100	0.100	0.100
(b) Reserves & Surplus	7.873	6.709	3.536
(c) Money received against share warrants	0.000	0.000	0.000
(2) Share Application money pending allotment	0.000	0.000	0.000
Total Shareholders' Funds (1) + (2)	15.973	6.809	3.636
(3) Non-Current Liabilities			
(a) long-term borrowings	0.000	0.000	0.000
(b) Deferred tax liabilities (Net)	0.000	0.000	0.000
(c) Other long term liabilities	0.000	0.000	0.000
(d) long-term provisions	0.000	0.000	0.000
Total Non-current Liabilities (3)	0.000	0.000	0.000
(4) Current Liabilities			
(a) Short term borrowings	0.000	0.000	0.000
(b) Trade payables	0.000	49.915	4.772
(c) Other current liabilities	43.238	21.050	8.526
(d) Short-term provisions	1.756	1.235	5.980
Total Current Liabilities (4)	44.994	72.200	19.278
TOTAL	60.967	79.009	22.914
II. ASSETS			
(1) Non-current assets			
(a) Fixed Assets			
(i) Tangible assets	0.000	0.000	0.000
(ii) Intangible Assets	0.000	0.000	0.000
(iii) Capital work-in-progress	0.000	0.000	0.000
(iv) Intangible assets under development	0.000	0.000	0.000
(b) Non-current Investments	0.000	0.000	0.000
(c) Deferred tax assets (net)	0.000	0.000	0.000
(d) Long-term Loan and Advances	0.280	0.280	1.132

DISCLAIMER : This Report is **PRIVATE & CONFIDENTIAL** and it is prepared at the request of and for its use by the Subscriber only. The Subscriber shall use the contents of the Report merely as an aid to its business. Mira Inform Private Limited ("MIPL") has collated information/data in the Report, which have not been verified unless otherwise specifically mentioned in the Report. The Subscriber shall independently verify the accuracy and correctness of the information/data before in any way acting upon the same. MIPL shall not be liable for any harm, injury, loss or damage caused to the Subscriber due to default by the Subscriber's debtors/beneficiaries in fulfilling their obligations of any nature whatsoever. This Report or any of its portion shall not be used as a documentary evidence or otherwise before any investigative agencies or forum of law. This Report is confidential and proprietary to MIPL. The Subscriber and/or any other person(s) may not reproduce, publish or disclose any of the contents of the Report to others without the express authorization of MIPL. This Report is prepared and issued to the Subscriber without any risk, responsibility or liability on the part of MIPL or its officials.

SUDHAMSU EXIM PRIVATE LIMITED - 524734

PAGE NO. : 10

(e) Other Non-current assets	0.000	0.000	0.000
Total Non-Current Assets	0.280	0.280	1.132
(2) Current assets			
(a) Current investments	0.000	0.000	0.000
(b) Inventories	0.716	3.271	8.856
(c) Trade receivables	15.030	38.604	12.259
(d) Cash and cash equivalents	44.275	0.211	0.074
(e) Short-term loans and advances	0.380	36.357	0.593
(f) Other current assets	0.286	0.286	0.000
Total Current Assets	60.687	78.729	21.782
TOTAL	60.967	79.009	22.914

PROFIT & LOSS ACCOUNT

	PARTICULARS	31.03.2016	31.03.2015	31.03.2014
	SALES			
	Income	36.161	71.999	223.565
	Other Income	0.000	0.000	0.054
	TOTAL	36.161	71.999	223.619
Less	EXPENSES			
	Cost of Materials Consumed	30.488	66.957	153.908
	Changes in inventories of finished goods, work-in-progress and Stock-in-Trade	2.760	(2.760)	(6.518)
	Employees benefits expense	0.626	0.582	66.344
	Other expenses	0.603	0.528	6.816
	TOTAL	34.477	65.307	220.550
	PROFIT/ (LOSS) BEFORE INTEREST, TAX, DEPRECIATION AND AMORTISATION	1.684	6.692	3.069
Less	FINANCIAL EXPENSES	0.000	0.000	0.000
	PROFIT / (LOSS) BEFORE TAX, DEPRECIATION AND AMORTISATION	1.684	6.692	3.069
Less	DEPRECIATION/ AMORTISATION	0.000	0.000	0.000
	PROFIT/ (LOSS) BEFORE TAX	1.684	6.692	3.069

DISCLAIMER : This Report is **PRIVATE & CONFIDENTIAL** and it is prepared at the request of and for its use by the Subscriber only. The Subscriber shall use the contents of the Report merely as an aid to its business. Mira Inform Private Limited ("MIPL") has collated information/data in the Report, which have not been verified unless otherwise specifically mentioned in the Report. The Subscriber shall independently verify the accuracy and correctness of the information/data before in any way acting upon the same. MIPL shall not be liable for any harm, injury, loss or damage caused to the Subscriber due to default by the Subscriber's debtors/beneficiaries in fulfilling their obligations of any nature whatsoever. This Report or any of its portion shall not be used as a documentary evidence or otherwise before any investigative agencies or forum of law. This Report is confidential and proprietary to MIPL. The Subscriber and/or any other person(s) may not reproduce, publish or disclose any of the contents of the Report to others without the express authorization of MIPL. This Report is prepared and issued to the Subscriber without any risk, responsibility or liability on the part of MIPL or its officials.

SUDHAMSU EXIM PRIVATE LIMITED - 524734

PAGE NO. : 11

Less	TAX	0.520	2.067	1.053
	PROFIT/ (LOSS) AFTER TAX	1.164	4.625	2.016
	Earnings / (Loss) Per Share (INR)	1.44	462.45	201.58

CURRENT MATURITIES OF LONG TERM DEBT DETAILS

Particulars	31.03.2016	31.03.2015	31.03.2014
Current Maturities of Long term debt	NA	NA	NA
Cash generated from operations	NA	NA	NA
Net cash flow from operating activity	NA	NA	NA

KEY RATIOS

EFFICIENCY RATIOS

PARTICULARS	31.03.2016	31.03.2015	31.03.2014
Average Collection Days (Sundry Debtors / Income * 365 Days)	151.71	195.70	20.01
Account Receivables Turnover (Income / Sundry Debtors)	2.41	1.87	18.24
Average Payment Days (Sundry Creditors / Purchases * 365 Days)	0.00	272.10	11.32
Inventory Turnover (Operating Income / Inventories)	2.35	2.05	0.35

LEVERAGE RATIOS

PARTICULARS	31.03.2016	31.03.2015	31.03.2014
Debt Ratio ((Borrowing + Current Liabilities) / Total Assets)	0.74	0.91	0.84
Debt Equity Ratio (Total Liability / Networth)	0.00	0.00	0.00
Current Liabilities to Networth (Current Liabilities / Net Worth)	2.82	10.60	5.30

DISCLAIMER : This Report is **PRIVATE & CONFIDENTIAL** and it is prepared at the request of and for its use by the Subscriber only. The Subscriber shall use the contents of the Report merely as an aid to its business. Mira Inform Private Limited ("MIPL") has collated information/data in the Report, which have not been verified unless otherwise specifically mentioned in the Report. The Subscriber shall independently verify the accuracy and correctness of the information/data before in any way acting upon the same. MIPL shall not be liable for any harm, injury, loss or damage caused to the Subscriber due to default by the Subscriber's debtors/beneficiaries in fulfilling their obligations of any nature whatsoever. This Report or any of its portion shall not be used as a documentary evidence or otherwise before any investigative agencies or forum of law. This Report is confidential and proprietary to MIPL. The Subscriber and/or any other person(s) may not reproduce, publish or disclose any of the contents of the Report to others without the express authorization of MIPL. This Report is prepared and issued to the Subscriber without any risk, responsibility or liability on the part of MIPL or its officials.

Fixed Assets to Networth (Net Fixed Assets / Networth)	0.00	0.00	0.00
Interest Coverage Ratio (PBIT / Financial Charges)	0.00	0.00	0.00

PROFITABILITY RATIOS

PARTICULARS		31.03.2016	31.03.2015	31.03.2014
Net Profit Margin ((PAT / Sales) * 100)	%	3.22	6.42	0.90
Return on Total Assets ((PAT / Total Assets) * 100)	%	1.91	5.85	8.80
Return on Investment (ROI) ((PAT / Networth) * 100)	%	7.29	67.92	55.45

SOLVENCY RATIOS

PARTICULARS		31.03.2016	31.03.2015	31.03.2014
Current Ratio (Current Assets / Current Liabilities)		1.35	1.09	1.13
Quick Ratio ((Current Assets – Inventories) / Current Liabilities)		1.33	1.05	0.67
G-Score Ratio Financial (Networth / Total Assets)		0.26	0.09	0.16
G-Score Ratio Debt (Debts / Equity Capital)		0.00	0.00	0.00
G-Score Ratio Liquidity (Total Current Assets / Total Current Liabilities)		1.35	1.09	1.13

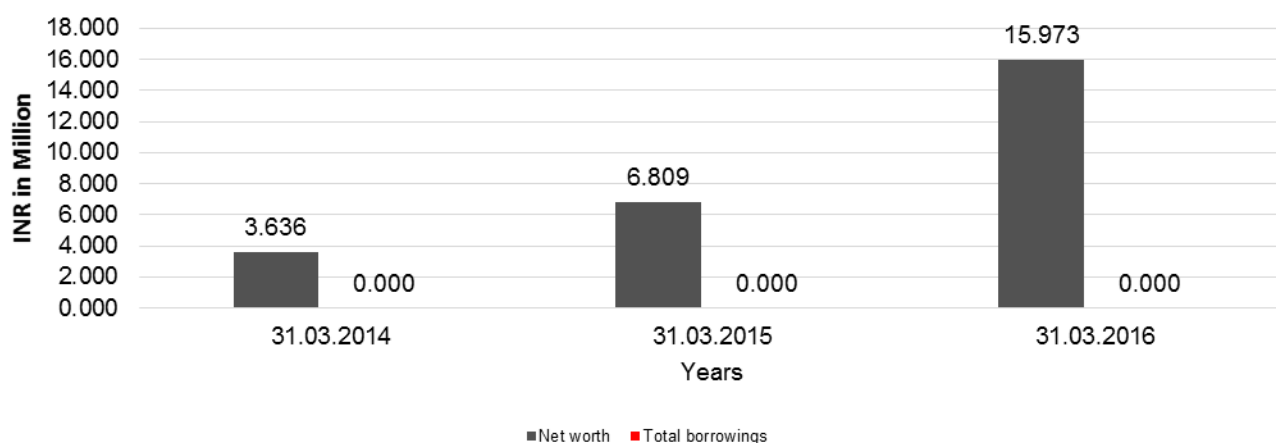
Total Liability = Short-term Debt + Long-term Debt + Current Maturities of Long-term debts

FINANCIAL ANALYSIS
[all figures are INR Million]

DEBT EQUITY RATIO

Particular	31.03.2014	31.03.2015	31.03.2016
	INR In Million	INR In Million	INR In Million
Share Capital	0.100	0.100	8.100
Reserves & Surplus	3.536	6.709	7.873
Share Application money pending allotment	0.000	0.000	0.000
Net worth	3.636	6.809	15.973
long-term borrowings	0.000	0.000	0.000
Short term borrowings	0.000	0.000	0.000
Total borrowings	0.000	0.000	0.000
Debt/Equity ratio	0.000	0.000	0.000

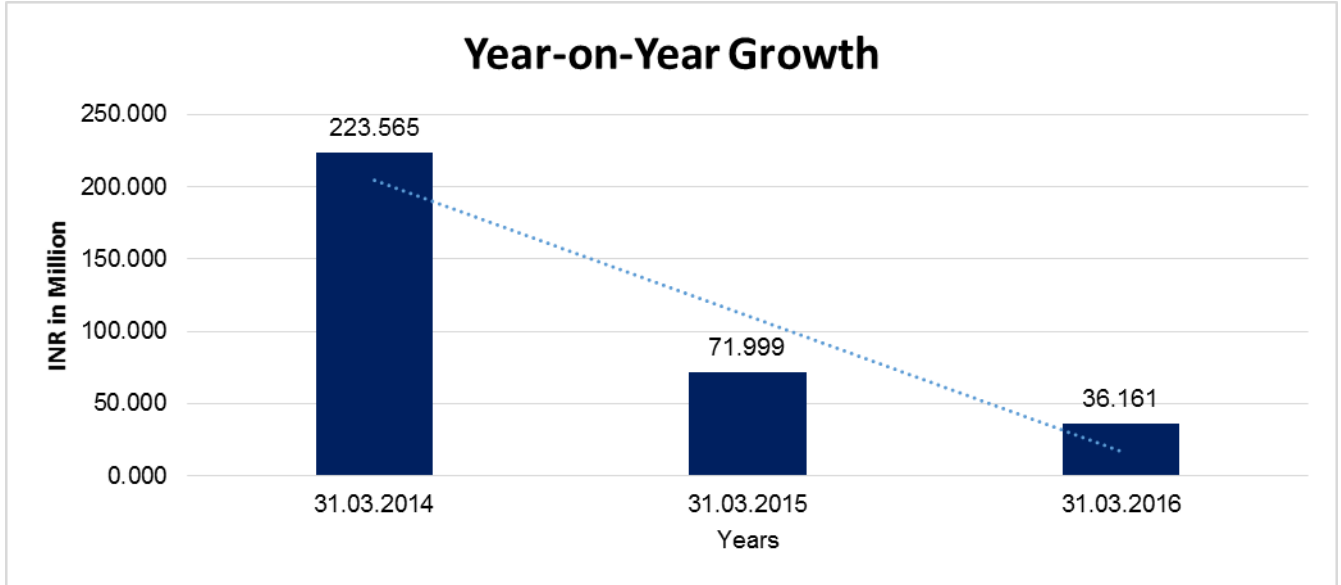
Debt to Equity



YEAR-ON-YEAR GROWTH

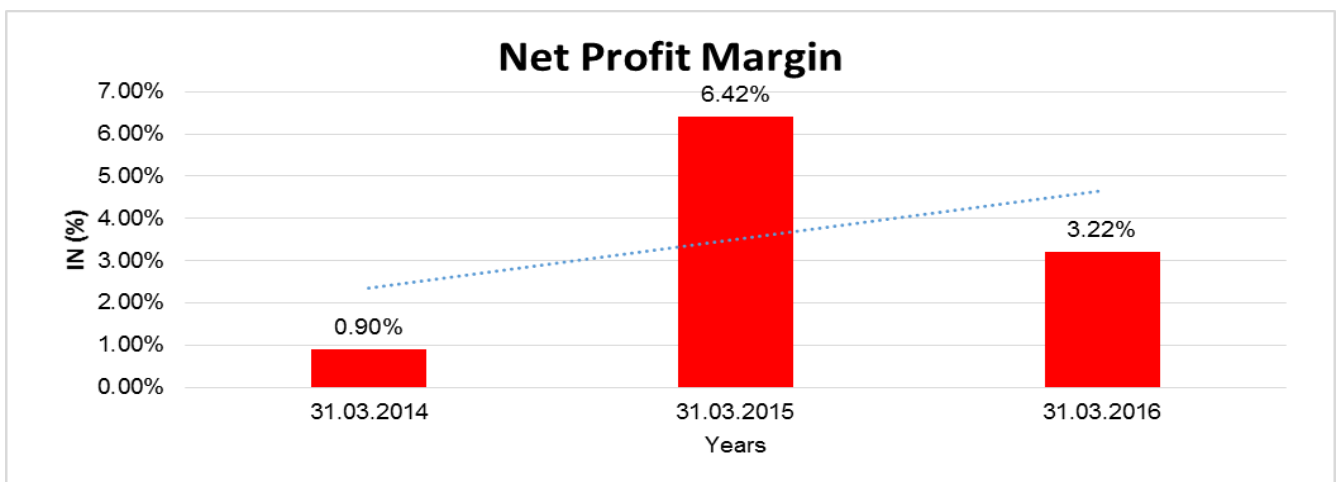
Year on Year Growth	31.03.2014	31.03.2015	31.03.2016
	INR In Million	INR In Million	INR In Million
Sales	223.565	71.999	36.161
		(67.795)	(49.776)

DISCLAIMER : This Report is **PRIVATE & CONFIDENTIAL** and it is prepared at the request of and for its use by the Subscriber only. The Subscriber shall use the contents of the Report merely as an aid to its business. Mira Inform Private Limited ("MIPL") has collated information/data in the Report, which have not been verified unless otherwise specifically mentioned in the Report. The Subscriber shall independently verify the accuracy and correctness of the information/data before in any way acting upon the same. MIPL shall not be liable for any harm, injury, loss or damage caused to the Subscriber due to default by the Subscriber's debtors/beneficiaries in fulfilling their obligations of any nature whatsoever. This Report or any of its portion shall not be used as a documentary evidence or otherwise before any investigative agencies or forum of law. This Report is confidential and proprietary to MIPL. The Subscriber and/or any other person(s) may not reproduce, publish or disclose any of the contents of the Report to others without the express authorization of MIPL. This Report is prepared and issued to the Subscriber without any risk, responsibility or liability on the part of MIPL or its officials.



NET PROFIT MARGIN

Net Profit Margin	31.03.2014	31.03.2015	31.03.2016
	INR In Million	INR In Million	INR In Million
Sales	223,565	71,999	36,161
Profit	2,016	4,625	1,164
	0.90%	6.42%	3.22%



DISCLAIMER : This Report is **PRIVATE & CONFIDENTIAL** and it is prepared at the request of and for its use by the Subscriber only. The Subscriber shall use the contents of the Report merely as an aid to its business. Mira Inform Private Limited ("MIPL") has collated information/data in the Report, which have not been verified unless otherwise specifically mentioned in the Report. The Subscriber shall independently verify the accuracy and correctness of the information/data before in any way acting upon the same. MIPL shall not be liable for any harm, injury, loss or damage caused to the Subscriber due to default by the Subscriber's debtors/beneficiaries in fulfilling their obligations of any nature whatsoever. This Report or any of its portion shall not be used as a documentary evidence or otherwise before any investigative agencies or forum of law. This Report is confidential and proprietary to MIPL. The Subscriber and/or any other person(s) may not reproduce, publish or disclose any of the contents of the Report to others without the express authorization of MIPL. This Report is prepared and issued to the Subscriber without any risk, responsibility or liability on the part of MIPL or its officials.

LOCAL AGENCY FURTHER INFORMATION

Sr. No.	Check list by info agents	Available in Report (Yes/No)
1	Year of establishment	Yes
2	Constitution of the entity -Incorporation details	Yes
3	Locality of the entity	Yes
4	Premises details	No
5	Buyer visit details	--
6	Contact numbers	Yes
7	Name of the person contacted	No
8	Designation of contact person	No
9	Promoter's background	Yes
10	Date of Birth of Proprietor / Partners / Directors	Yes
11	Pan Card No. of Proprietor / Partners	No
12	Voter Id Card No. of Proprietor / Partners	No
13	Type of business	Yes
14	Line of Business	Yes
15	Export/import details (if applicable)	No
16	No. of employees	No
17	Details of sister concerns	No
18	Major suppliers	No
19	Major customers	No
20	Banking Details	Yes
21	Banking facility details	No
22	Conduct of the banking account	--
23	Financials, if provided	Yes
24	Capital in the business	Yes
25	Last accounts filed at ROC, if applicable	No
26	Turnover of firm for last three years	Yes
27	Reasons for variation <> 20%	--
28	Estimation for coming financial year	No
29	Profitability for last three years	Yes
30	Major shareholders, if available	Yes
31	External Agency Rating, if available	Yes
32	Litigations that the firm/promoter involved in	--
33	Market information	--
34	Payments terms	No
35	Negative Reporting by Auditors in the Annual Report	No

COMPANY PROFILE

Subject is a company incorporated in India on 8th April 2008 under the provision of the companies' act 1956. The company is engaged in Construction Activity.

REVIEW OF OPERATIONS

During the year, the company has earned a total income of INR 36.161 Million as compared to an income of INR 71.999 Million for the previous year. Also the company has earned a total net profit of INR 1.164 Million as compared to the previous year profit of INR 4.625 Million. The directors are hopeful of achieving more good positive results in future years.

INDEX OF CHARGES:

Charges Registered								
SN o	SRN	Charge Id	Charge Holder Name	Date of Creation	Date of Modification	Date of Satisfaction	Amount	Address
1	G33649021	100072767	CENTRAL BANK OF INDIA	29/12/2016	-	-	120000000.0	GROUND FLOOR, PAVANI PLAZANEAR SHADAN COLLEGE, KHAIRTHABADHYDERABAD TG500004IN

CMT REPORT (Corruption, Money Laundering & Terrorism]

The Public Notice information has been collected from various sources including but not limited to: **The Courts, India Prisons Service, Interpol, etc.**

1] INFORMATION ON DESIGNATED PARTY

No records exist designating subject or any of its beneficial owners, controlling shareholders or senior officers as terrorist or terrorist organization or whom notice had been received that all financial transactions involving their assets have been blocked or convicted, found guilty or against whom a judgement or order had been entered in a proceedings for violating money-laundering, anti-corruption or bribery or international economic or anti-terrorism sanction laws or whose assets were seized, blocked, frozen or ordered forfeited for violation of money laundering or international anti-terrorism laws.

2] Court Declaration :

No records exist to suggest that subject is or was the subject of any formal or informal allegations, prosecutions or other official proceeding for making any prohibited payments or other improper payments to government officials for engaging in prohibited transactions or with designated parties.

3] Asset Declaration :

No records exist to suggest that the property or assets of the subject are derived from criminal conduct or a prohibited transaction.

4] Record on Financial Crime :

Charges or conviction registered against subject: **None**

5] Records on Violation of Anti-Corruption Laws :

Charges or investigation registered against subject: **None**

6] Records on Int'l Anti-Money Laundering Laws/Standards :

Charges or investigation registered against subject: **None**

7] Criminal Records

No available information exist that suggest that subject or any of its principals have been formally charged or convicted by a competent governmental authority for any financial crime or under any formal investigation by a competent government authority for any violation of anti-corruption laws or international anti-money laundering laws or standard.

8] Affiliation with Government :

No record exists to suggest that any director or indirect owners, controlling shareholders, director, officer or employee of the company is a government official or a family member or close business associate of a Government official.

9] Compensation Package :

Our market survey revealed that the amount of compensation sought by the subject is fair and reasonable and comparable to compensation paid to others for similar services.

10] Press Report :

No press reports / filings exists on the subject.

CORPORATE GOVERNANCE

MIRA INFORM as part of its Due Diligence do provide comments on Corporate Governance to identify management and governance. These factors often have been predictive and in some cases have created vulnerabilities to credit deterioration.

Our Governance Assessment focuses principally on the interactions between a company's management, its Board of Directors, Shareholders and other financial stakeholders.

CONTRAVENTION

Subject is not known to have contravened any existing local laws, regulations or policies that prohibit, restrict or otherwise affect the terms and conditions that could be included in the agreement with the subject.

FOREIGN EXCHANGE RATES

Currency	Unit	INR
US Dollar	1	INR 69.77
UK Pound	1	INR 89.09
Euro	1	INR 79.61

INFORMATION DETAILS

Information Gathered by :	SPR
Analysis Done by :	DIV
Report Prepared by :	JYO

SCORE FACTORS

DEMERIT POINTS		
--BANK CHARGES	YES/NO	NO
--LITIGATION	YES/NO	NO
--OTHER ADVERSE INFORMATION	YES/NO	NO
MERIT POINTS		
--SOLE DISTRIBUTORSHIP	YES/NO	NO
--EXPORT ACTIVITIES	YES/NO	NO
--AFFILIATION	YES/NO	NO
--LISTED	YES/NO	NO
--OTHER MERIT FACTORS	YES/NO	YES

RATING EXPLANATIONS

Credit Rating	Explanation	Rating Comments
A++	Minimum Risk	Business dealings permissible with minimum risk of default
A+	Low Risk	Business dealings permissible with low risk of default
A	Acceptable Risk	Business dealings permissible with moderate risk of default
B	Medium Risk	Business dealings permissible on a regular monitoring basis
C	Medium High Risk	Business dealings permissible preferably on secured basis
D	High Risk	Business dealing not recommended or on secured terms only
NB	New Business	No recommendation can be done due to business in infancy stage
NT	No Trace	No recommendation can be done as the business is not traceable

NB is stated where there is insufficient information to facilitate rating. However, it is not to be considered as unfavourable.

This score serves as a reference to assess SC's credit risk and to set the amount of credit to be extended. It is calculated from a composite of weighted scores obtained from each of the major sections of this report. The assessed factors are as follows:

- Financial condition covering various ratios
- Company background and operations size
- Promoters / Management background
- Payment record
- Litigation against the subject
- Industry scenario / competitor analysis
- Supplier / Customer / Banker review (wherever available)

DISCLAIMER : This Report is **PRIVATE & CONFIDENTIAL** and it is prepared at the request of and for its use by the Subscriber only. The Subscriber shall use the contents of the Report merely as an aid to its business. Mira Inform Private Limited ("MIPL") has collated information/data in the Report, which have not been verified unless otherwise specifically mentioned in the Report. The Subscriber shall independently verify the accuracy and correctness of the information/data before in any way acting upon the same. MIPL shall not be liable for any harm, injury, loss or damage caused to the Subscriber due to default by the Subscriber's debtors/beneficiaries in fulfilling their obligations of any nature whatsoever. This Report or any of its portion shall not be used as a documentary evidence or otherwise before any investigative agencies or forum of law. This Report is confidential and proprietary to MIPL. The Subscriber and/or any other person(s) may not reproduce, publish or disclose any of the contents of the Report to others without the express authorization of MIPL. This Report is prepared and issued to the Subscriber without any risk, responsibility or liability on the part of MIPL or its officials.