

## MIRA INFORM REPORT

Report No. :	524704
Report Date :	16.08.2018

### IDENTIFICATION DETAILS

Name :	DYNAMIC CABLES LIMITED (w.e.f 22.08.2017)
Formerly Known As :	DYNAMIC CABLES PRIVATE LIMITED
Registered Office :	F-260, Road No. 13, Vishwakarma Industrial Area, Jaipur – 302013, Rajasthan
Tel. No.:	91-141-4042005/ 2262589
Country :	India
Financials (as on) :	31.03.2018
Date of Incorporation :	03.04.2007
CIN No.: [Company Identification No.]	L31300RJ2007PLC024139
Capital Investment / Paid-up Capital :	INR 220.140 Million
IEC No.: [Import-Export Code No.]	1308000103
TIN No.:	08691663820
PAN No.: [Permanent Account No.]	AACCD5741Q
GSTN : [Goods & Service Tax Registration No.]	08AACCD5741Q1Z6
Legal Form :	A Public Limited Liability Company. The Company's Shares are Listed on the Stock Exchanges
Line of Business :	Manufacturer and Exporter of Cables and Conductors and Importer of Machinery. (Registered Activity and also Confirmed by Management)
No. of Employees :	Not Divulged

**DISCLAIMER** : This Report is **PRIVATE & CONFIDENTIAL** and it is prepared at the request of and for its use by the Subscriber only. The Subscriber shall use the contents of the Report merely as an aid to its business. Mira Inform Private Limited ("MIPL") has collated information/data in the Report, which have not been verified unless otherwise specifically mentioned in the Report. The Subscriber shall independently verify the accuracy and correctness of the information/data before in any way acting upon the same. MIPL shall not be liable for any harm, injury, loss or damage caused to the Subscriber due to default by the Subscriber's debtors/beneficiaries in fulfilling their obligations of any nature whatsoever. This Report or any of its portion shall not be used as a documentary evidence or otherwise before any investigative agencies or forum of law. This Report is confidential and proprietary to MIPL. The Subscriber and/or any other person(s) may not reproduce, publish or disclose any of the contents of the Report to others without the express authorization of MIPL. This Report is prepared and issued to the Subscriber without any risk, responsibility or liability on the part of MIPL or its officials.

**RATING & COMMENTS**

(Mira Inform has adopted New Rating mechanism w.e.f. 23<sup>rd</sup> January 2017)

**MIRA's Rating :**

**A**

Credit Rating	Explanation	Rating Comments
A	Acceptable Risk	Business dealings permissible with moderate risk of default

<b>Status :</b>	Satisfactory
<b>Payment Behaviour :</b>	Slow but correct
<b>Litigation :</b>	Clear
<b>Comments :</b>	<p>Subject was incorporated in the year 2007 and is a Manufacturer and Exporter of Cables and Conductors and Importer of Machinery.</p> <p>It was formerly known as Dynamic Engineers (DE) and was promoted by Mangal Family in the year 1986 as a partnership firm.</p> <p>As per the financials of March 2018, the company has registered growth of 18.98% in its revenue as compared to its previous year's revenue and reported average profit margin of 2.08%.</p> <p>Rating takes into consideration the company's established track record of business operations marked by sound net worth base along with average debt coverage indicators and decent liquidity position.</p> <p>Rating also takes into account the promoter's extensive business experience of more than two decades in the cables and conductors manufacturing industry, diversified and reputed clientele base.</p> <p>Shares are quoted high on Stock Exchanges. (Shares are traded at a price of INR 40.65 against its face value of INR 10.)</p> <p>However, rating strength is partially offset by its presence in a highly competitive industry and high working capital intensity of operations.</p> <p>Payment seems to be usually correct.</p> <p>In view of aforesaid, the company can be considered for business dealings at usual trade terms and conditions.</p>

**NOTES :**

Any query related to this report can be made on e-mail : [infodept@mirainform.com](mailto:infodept@mirainform.com) while quoting report number, name and date.

**DISCLAIMER :** This Report is **PRIVATE & CONFIDENTIAL** and it is prepared at the request of and for its use by the Subscriber only. The Subscriber shall use the contents of the Report merely as an aid to its business. Mira Inform Private Limited ("MIPL") has collated information/data in the Report, which have not been verified unless otherwise specifically mentioned in the Report. The Subscriber shall independently verify the accuracy and correctness of the information/data before in any way acting upon the same. MIPL shall not be liable for any harm, injury, loss or damage caused to the Subscriber due to default by the Subscriber's debtors/beneficiaries in fulfilling their obligations of any nature whatsoever. This Report or any of its portion shall not be used as a documentary evidence or otherwise before any investigative agencies or forum of law. This Report is confidential and proprietary to MIPL. The Subscriber and/or any other person(s) may not reproduce, publish or disclose any of the contents of the Report to others without the express authorization of MIPL. This Report is prepared and issued to the Subscriber without any risk, responsibility or liability on the part of MIPL or its officials.

**ECGC Country Risk Classification List**

Country Name	Previous Rating (31.12.2017)	Current Rating (01.04.2018)
India	A1	A1

Risk Category	ECGC Classification
Insignificant	A1
Low Risk	A2
Moderately Low Risk	B1
Moderate Risk	B2
Moderately High Risk	C1
High Risk	C2
Very High Risk	D

**EXTERNAL AGENCY RATING**

**NOT AVAILABLE**

**RBI DEFAULTERS' LIST STATUS**

Subject's name is not enlisted as a defaulter in the publicly available RBI Defaulters' list.

**EPF (Employee Provident Fund) DEFAULTERS' LIST STATUS**

Subject's name is not enlisted as a defaulter in the publicly available EPF (Employee Provident Fund) Defaulters' list as of 31-03-2018.

**BIFR (Board for Industrial & Financial Reconstruction) LISTING STATUS**

Subject's name is not listed as a Sick Unit in the publicly available BIFR (Board for Industrial & Financial Reconstruction) list as of 16.08.2018

**IBBI (Insolvency and Bankruptcy Board of India) LISTING STATUS**

Subject's name is not listed in the publicly available IBBI (Insolvency and Bankruptcy Board of India) list as of report date.

**INFORMATION DECLINED**

**MANAGEMENT NON-COOPERATIVE [ACCOUNTS DEPARTMENT] [91-141-4042005]**

**[91-9001096011/ 141-2262589] Continuously ringing**

**DISCLAIMER** : This Report is **PRIVATE & CONFIDENTIAL** and it is prepared at the request of and for its use by the Subscriber only. The Subscriber shall use the contents of the Report merely as an aid to its business. Mira Inform Private Limited ("MIPL") has collated information/data in the Report, which have not been verified unless otherwise specifically mentioned in the Report. The Subscriber shall independently verify the accuracy and correctness of the information/data before in any way acting upon the same. MIPL shall not be liable for any harm, injury, loss or damage caused to the Subscriber due to default by the Subscriber's debtors/beneficiaries in fulfilling their obligations of any nature whatsoever. This Report or any of its portion shall not be used as a documentary evidence or otherwise before any investigative agencies or forum of law. This Report is confidential and proprietary to MIPL. The Subscriber and/or any other person(s) may not reproduce, publish or disclose any of the contents of the Report to others without the express authorization of MIPL. This Report is prepared and issued to the Subscriber without any risk, responsibility or liability on the part of MIPL or its officials.

**LOCATIONS**

<b>Registered Office/ Factory 1 :</b>	F-260, Road No. 13, Vishwakarma Industrial Area, Jaipur – 302013, Rajasthan, India
<b>Tel. No.:</b>	91-141-4042005/ 2262589
<b>Mobile No.:</b>	91-9001096020 (Mr. M. L. Poddar)
<b>Fax No.:</b>	91-141-2262589/2330182
<b>E-Mail :</b>	<a href="mailto:info@dynamiccables.com">info@dynamiccables.com</a> <a href="mailto:kadam@dynamiccables.co.in">kadam@dynamiccables.co.in</a>
<b>Website :</b>	<a href="http://www.dynamiccables.co.in">www.dynamiccables.co.in</a>
<b>Location :</b>	Owned
<b>Locality :</b>	Industrial
<b>Factory 2 :</b>	H-581 (A) - 592 (A), Road No.6, VKI Area, Jaipur – 302013, Rajasthan, India
<b>Tel. No.:</b>	91-141-2332388 / 2330766 /3214606
<b>Factory 3 :</b>	B-308, Road No.16, Vishwakarma Industrial Area, Jaipur – 302013, Rajasthan, India
<b>Tel No.</b>	91-141-3214603
<b>Factory 4:</b>	A-129, A-129A and A-130, SKS Industrial Area, Reengus, District Sikar, Rajasthan, India

**DIRECTORS**

**AS ON: 31.03.2018**

<b>Name :</b>	Mr. Ashish Mangal
<b>Designation :</b>	Managing Director
<b>Address :</b>	A-30, Subhash Nagar, Jaipur – 302016, Rajasthan, India
<b>Date of Birth/Age :</b>	22.12.1975
<b>Qualification :</b>	Graduate
<b>Date of Appointment :</b>	03.04.2007
<b>PAN No.:</b>	ABYPM3246P
<b>DIN No.:</b>	00432213

**Other Directorship :**

<b>CIN/FCRN</b>	<b>Company Name</b>	<b>Begin Date</b>
U27109RJ2008PTC026857	SHIV KRIPA PIPES PRIVATE LIMITED	30/09/2015
U29299RJ1972PTC001426	INDO KRATES PVT LTD	29/11/2002
U31102RJ2009PTC028629	DYNAMIC POWERTECH PRIVATE LIMITED	09/04/2009
U31300RJ2004PTC019265	DYNAMIC CABLES AND CONDUCTORS PRIVATE LIMITED	10/05/2004
U31300RJ2005PTC021009	MANGAL POWERTECH PRIVATE LIMITED	13/07/2005
U31909RJ2008PTC026255	MANGAL ELECTRICAL INDUSTRIES PRIVATE LIMITED	01/04/2008

**DISCLAIMER :** This Report is **PRIVATE & CONFIDENTIAL** and it is prepared at the request of and for its use by the Subscriber only. The Subscriber shall use the contents of the Report merely as an aid to its business. Mira Inform Private Limited ("MIPL") has collated information/data in the Report, which have not been verified unless otherwise specifically mentioned in the Report. The Subscriber shall independently verify the accuracy and correctness of the information/data before in any way acting upon the same. MIPL shall not be liable for any harm, injury, loss or damage caused to the Subscriber due to default by the Subscriber's debtors/beneficiaries in fulfilling their obligations of any nature whatsoever. This Report or any of its portion shall not be used as a documentary evidence or otherwise before any investigative agencies or forum of law. This Report is confidential and proprietary to MIPL. The Subscriber and/or any other person(s) may not reproduce, publish or disclose any of the contents of the Report to others without the express authorization of MIPL. This Report is prepared and issued to the Subscriber without any risk, responsibility or liability on the part of MIPL or its officials.

U55101RJ2005PTC021327	KRISHAN KRIPA HOLIDAY RESORTS PRIVATE LIMITED	16/09/2005
U72900RJ2016PTC054961	RAMS CREATIVE TECHNOLOGIES PRIVATE LIMITED	17/05/2016
<b>Name :</b>	Shalu Mangal	
<b>Designation :</b>	Whole Time Director	
<b>Address :</b>	A-30, Subhash Nagar, Jaipur – 302016, Rajasthan, India	
<b>Date of Birth/Age :</b>	02.04.1979	
<b>Date of Appointment :</b>	22.07.2017	
<b>PAN No.:</b>	ACBPG4969R	
<b>DIN No.:</b>	00432482	
<b>Other Directorship :</b>		
<b>CIN/FCRN</b>	<b>Company Name</b>	<b>Begin Date</b>
U29299RJ1972PTC001426	INDO KRATES PVT LTD	29/11/2002
<b>Name :</b>	Mr. Rahul Mangal	
<b>Designation :</b>	Director	
<b>Address :</b>	A-30, Subhash Nagar, Jaipur – 302016, Rajasthan, India	
<b>Date of Birth/Age :</b>	24.05.1972	
<b>Qualification :</b>	Graduate	
<b>Date of Appointment :</b>	03.04.2007	
<b>PAN No.:</b>	AAAPA1111A	
<b>DIN No.:</b>	01591411	
<b>Other Directorship :</b>		
<b>CIN/FCRN</b>	<b>Company Name</b>	<b>Begin Date</b>
U27109RJ2008PTC026857	SHIV KRIPA PIPES PRIVATE LIMITED	30/09/2015
U31102RJ2009PTC028629	DYNAMIC POWERTECH PRIVATE LIMITED	09/04/2009
U31300RJ2004PTC019265	DYNAMIC CABLES AND CONDUCTORS PRIVATE LIMITED	10/05/2004
U31300RJ2005PTC021009	MANGAL POWERTECH PRIVATE LIMITED	13/07/2005
U31909RJ2008PTC026255	MANGAL ELECTRICAL INDUSTRIES PRIVATE LIMITED	01/04/2008
U55101RJ2005PTC021327	KRISHAN KRIPA HOLIDAY RESORTS PRIVATE LIMITED	16/09/2005
U72900RJ2016PTC054961	RAMS CREATIVE TECHNOLOGIES PRIVATE LIMITED	17/05/2016
<b>Name :</b>	Mr. Ashok Kumar Bhargava	
<b>Designation :</b>	Director	
<b>Address :</b>	8/364, Vidhydhar Nagar, Jaipur-302023, Rajasthan, India	
<b>Date of Appointment :</b>	04.11.2017	
<b>DIN No.:</b>	02736069	
<b>Other Directorship :</b>		
<b>CIN/FCRN</b>	<b>Company Name</b>	<b>Begin Date</b>
U65910RJ1996PTC046219	ARTH MICRO FINANCE PRIVATE LIMITED	16/09/2013
U65993RJ2015PTC048866	SHUBHARAMBH CAPITAL FINANCE PRIVATE LIMITED	30/12/2016

<b>Name :</b>	Mr. Saurav Gupta
<b>Designation :</b>	Additional Director
<b>Address :</b>	71, Vidyut Abhiyanta Colony, Malviya Nagar, Jaipur-302017, Rajasthan, India
<b>Date of Appointment :</b>	16.06.2018
<b>DIN No.:</b>	07106619

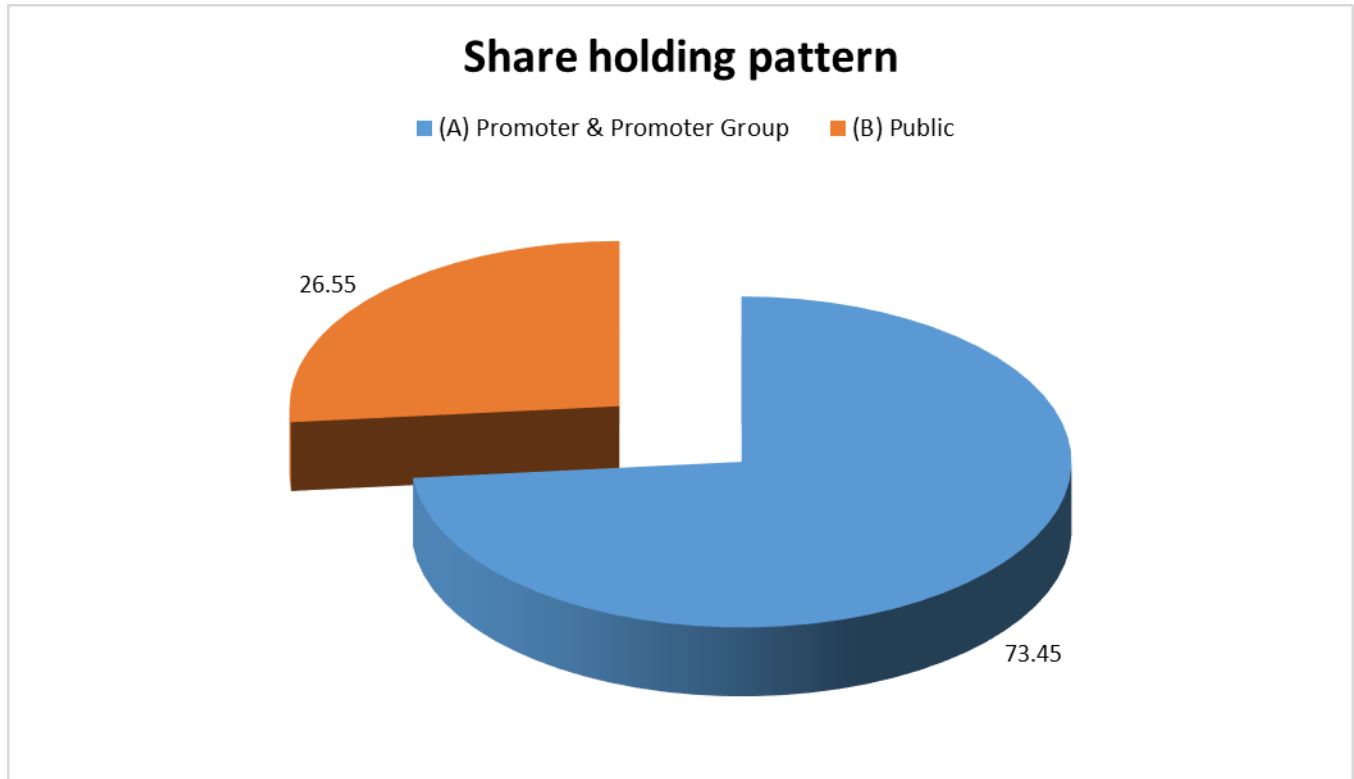
**KEY EXECUTIVES**

<b>Name :</b>	Honey Chordia
<b>Designation :</b>	Company Secretary
<b>Address :</b>	2326, Chordia Bhawan, Behind Oriental Bank Of Commerce, Johari Bazar, Jaipur 302003, Rajasthan, India
<b>Date of Appointment :</b>	01.09.2017
<b>PAN No.:</b>	AVNPC1784H
<b>Name :</b>	Mr. Murari Lal Poddar
<b>Designation :</b>	Chief Finance Officer
<b>Address :</b>	63, Sanjay Nagar-B, Kalwad Road, Jhotwara, Jaipur -302012, Rajasthan, India
<b>Date of Appointment :</b>	22.08.2017
<b>PAN No.:</b>	ACPPP3706P

**MAJOR SHAREHOLDERS / SHAREHOLDING PATTERN**

**AS ON: 31.03.2018**

Category of shareholder	Total no. shares held	Shareholding as a % of total no. of shares (calculated as per SCRR, 1957)As a % of (A+B+C2)
(A) Promoter & Promoter Group	16170000	73.45
(B) Public	5844000	26.55
<b>Grand Total</b>	<b>22014000</b>	<b>100.00</b>



**Statement showing shareholding pattern of the Promoter and Promoter Group**

Category of shareholder	Total nos. shares held	Shareholding as a % of total no. of shares (calculated as per SCRR, 1957) As a % of (A+B+C2)
A1) Indian		0.00
Individuals/Hindu undivided Family	12824985	58.26
ASHISH MANGAL	7527000	34.19
RAHUL MANGAL	5295000	24.05
ASHISH MANGAL HUF .	2985	0.01
Any Other (specify)	3345015	15.19
MEENAKSHI MANGAL	22500	0.10
SAROJ MANGAL	3300000	14.99
SHALU MANGAL	22500	0.10
ALPANA SHARMA	15	0.00
<b>Sub Total A1</b>	<b>16170000</b>	<b>73.45</b>
A2) Foreign		0.00
<b>A=A1+A2</b>	<b>16170000</b>	<b>73.45</b>

**DISCLAIMER :** This Report is **PRIVATE & CONFIDENTIAL** and it is prepared at the request of and for its use by the Subscriber only. The Subscriber shall use the contents of the Report merely as an aid to its business. Mira Inform Private Limited ("MIPL") has collated information/data in the Report, which have not been verified unless otherwise specifically mentioned in the Report. The Subscriber shall independently verify the accuracy and correctness of the information/data before in any way acting upon the same. MIPL shall not be liable for any harm, injury, loss or damage caused to the Subscriber due to default by the Subscriber's debtors/beneficiaries in fulfilling their obligations of any nature whatsoever. This Report or any of its portion shall not be used as a documentary evidence or otherwise before any investigative agencies or forum of law. This Report is confidential and proprietary to MIPL. The Subscriber and/or any other person(s) may not reproduce, publish or disclose any of the contents of the Report to others without the express authorization of MIPL. This Report is prepared and issued to the Subscriber without any risk, responsibility or liability on the part of MIPL or its officials.

**Statement showing shareholding pattern of the Public shareholder**

Category & Name of the Shareholders	Total no. shares held	Shareholding % calculated as per SCRR, 1957 As a % of (A+B+C2)
B1) Institutions		0.00
B2) Central Government/ State Government(s)/ President of India		0.00
B3) Non-Institutions		0.00
Individual share capital up to INR 0.200 Million	2383767	10.83
Individual share capital in excess of INR 0.200 Million	1815000	8.24
ANUP KUMAR CHHAWCHHARIA	273000	1.24
VINOD KUMAR LODHA	282000	1.28
Any Other (specify)	1645233	7.47
Bodies Corporate	1032462	4.69
MOTILAL OSWAL SECURITIES LTD-COLLATERAL ACCOUNT	282000	1.28
Clearing Members	435771	1.98
Market Maker	42000	0.19
Non-Resident Indian (NRI)	135000	0.61
<b>Sub Total B3</b>	<b>5844000</b>	<b>26.55</b>
<b>B=B1+B2+B3</b>	<b>5844000</b>	<b>26.55</b>

**BUSINESS DETAILS**

<b>Line of Business :</b>	Manufacturer and Exporter of Cables and Conductors and Importer of Machinery. (Registered Activity and also Confirmed by Management)	
<b>Products :</b>	<b>ITC Code No.</b>	<b>Product Descriptions</b>
	85446090	Cables
	76149000	Conductors
<b>Brand Names :</b>	Not Available	
<b>Agencies Held :</b>	Not Available	
<b>Exports :</b>	Not Divulged	
<b>Imports :</b>	Not Divulged	
<b>Terms :</b>		
<b>Selling :</b>	Not Divulged	
<b>Purchasing :</b>	Not Divulged	

**PRODUCTION STATUS: [NOT AVAILABLE]**

**DISCLAIMER :** This Report is **PRIVATE & CONFIDENTIAL** and it is prepared at the request of and for its use by the Subscriber only. The Subscriber shall use the contents of the Report merely as an aid to its business. Mira Inform Private Limited ("MIPL") has collated information/data in the Report, which have not been verified unless otherwise specifically mentioned in the Report. The Subscriber shall independently verify the accuracy and correctness of the information/data before in any way acting upon the same. MIPL shall not be liable for any harm, injury, loss or damage caused to the Subscriber due to default by the Subscriber's debtors/beneficiaries in fulfilling their obligations of any nature whatsoever. This Report or any of its portion shall not be used as a documentary evidence or otherwise before any investigative agencies or forum of law. This Report is confidential and proprietary to MIPL. The Subscriber and/or any other person(s) may not reproduce, publish or disclose any of the contents of the Report to others without the express authorization of MIPL. This Report is prepared and issued to the Subscriber without any risk, responsibility or liability on the part of MIPL or its officials.

**GENERAL INFORMATION**

<b>Suppliers :</b>	<b>Reference:</b>	Not Divulged		
	<b>Name of the Person (Designation):</b>	--		
	<b>Contact Number:</b>	--		
	<b>Since how long known:</b>	--		
	<b>Maximum limit dealt:</b>	--		
	<b>Experience:</b>	--		
	<b>Remark</b>	--		
<b>Customers :</b>	<ul style="list-style-type: none"> <li>• BHEL</li> <li>• DVC</li> <li>• NTPC</li> <li>• PSPCL</li> <li>• KSEB, etc.</li> </ul>			
<b>No. of Employees :</b>	Not Divulged			
<b>Bankers :</b>	<b>Bank Name:</b>	Bank of Baroda		
	<b>Branch:</b>	Road No. 05, VKI Area, Jaipur, Rajasthan, India		
	<b>Person Name (with Designation):</b>	--		
	<b>Contact Number:</b>	--		
	<b>Name of Account Holder:</b>	--		
	<b>Account Number:</b>	--		
	<b>IFSC Code;</b>	BARB0INDJAI		
	<b>Account Since (Date/ Year of A/c Opening):</b>	--		
	<b>Average Balance Maintained (Optional):</b>	--		
	<b>Credit Facilities Enjoyed (CC/OD/Term Loan):</b>	--		
	<b>Account Operation:</b>	--		
	<b>Remarks:</b>	--		
		<ul style="list-style-type: none"> <li>• Small Industries Development Bank of India</li> </ul>		
	<b>Facilities :</b>	<b>SECURED LOANS</b>	<b>31.03.2018 (INR In Million)</b>	<b>31.03.2017 (INR In Million)</b>
<b>LONG-TERM BORROWINGS</b>				
Rupee term loans from banks		NA	24.977	
Loans taken for vehicles		NA	3.981	

	<b>SHORT TERM BORROWINGS</b>		
	Working capital loans from banks	NA	501.644
	<b>Total</b>	<b>NA</b>	<b>530.602</b>

<b>Auditors :</b> [AS ON: 31.03.2017]	
<b>Name :</b>	H. C. Bothra and Associates Chartered Accountants
<b>Address :</b>	Gulab Niwas, M. I. Road, Jaipur, Rajasthan, India
<b>PAN No.:</b>	AABFH6064L
<b>Memberships :</b>	Not Available
<b>Collaborators :</b>	Not Available
<b>Enterprises which are owned, or have significant influence of or are partners with Key management personnel and their relatives:</b> [AS ON: 31.03.2017]	<ul style="list-style-type: none"> <li>• Dynamic Metal</li> <li>• Indokrates Private Limited</li> <li>• Mangal Electrical Ind. Private Limited</li> <li>• Shiv Kripa Pipes Private Limited</li> <li>• Rams Creative Technologies Private Limited [U72900RJ2016PTC054961]</li> </ul>

**CAPITAL STRUCTURE**

**AS ON: 31.03.2018**

**Authorised Capital : NOT AVAILABLE**

**Issued, Subscribed & Paid-up Capital : INR 220.140 Million**

**AS ON: 31.03.2017**

**Authorised Capital :**

No. of Shares	Type	Value	Amount
11000000	Equity Shares	INR 10/- each	INR 110.000 Million

**Issued, Subscribed & Paid-up Capital :**

No. of Shares	Type	Value	Amount
10780000	Equity Shares	INR 10/- each	INR 107.800 Million

**FINANCIAL DATA**  
*[all figures are in INR Million]*

**ABRIDGED BALANCE SHEET**

SOURCES OF FUNDS	31.03.2018	31.03.2017	31.03.2016
<b>I. EQUITY AND LIABILITIES</b>			
(1) Shareholders' Funds			
(a) Share Capital	220.140	107.800	100.000
(b) Reserves and Surplus	491.368	308.550	173.154
(c) Money received against share warrants	0.000	0.000	0.000
(2) Share Application money pending allotment	0.000	0.000	0.000
<b>Total Shareholders' Funds (1) + (2)</b>	<b>711.508</b>	<b>416.350</b>	<b>273.154</b>
(3) Non-Current Liabilities			
(a) long-term borrowings	532.390	363.323	297.365
(b) Deferred tax liabilities (Net)	12.755	0.000	0.960
(c) Other long-term liabilities	2.461	2.461	1.200
(d) long-term provisions	5.319	0.000	0.000
<b>Total Non-current Liabilities (3)</b>	<b>552.925</b>	<b>365.784</b>	<b>299.525</b>
(4) Current Liabilities			
(a) Short-term borrowings	742.599	501.644	602.460
(b) Trade payables	277.136	390.772	373.000
(c) Other current liabilities	98.640	82.992	65.989
(d) Short-term provisions	0.315	0.000	0.000
<b>Total Current Liabilities (4)</b>	<b>1118.690</b>	<b>975.408</b>	<b>1041.449</b>
<b>TOTAL</b>	<b>2383.123</b>	<b>1757.542</b>	<b>1614.128</b>
<b>II. ASSETS</b>			
(1) Non-current assets			
(a) Fixed Assets			
(i) Tangible assets	557.349	182.652	189.884
(ii) Intangible Assets	0.000	0.000	0.000
(iii) Tangible assets capital work-in-progress	0.000	95.181	0.080
(iv) Intangible assets under development	2.591	0.000	0.000
(b) Non-current Investments	0.000	0.000	0.000
(c) Deferred tax assets (net)	0.000	0.132	0.000
(d) Long-term loans and advances	11.158	33.222	10.948
(e) Other Non-current assets	72.206	0.309	0.309
<b>Total Non-Current Assets</b>	<b>643.304</b>	<b>311.496</b>	<b>201.221</b>

**DISCLAIMER** : This Report is **PRIVATE & CONFIDENTIAL** and it is prepared at the request of and for its use by the Subscriber only. The Subscriber shall use the contents of the Report merely as an aid to its business. Mira Inform Private Limited ("MIPL") has collated information/data in the Report, which have not been verified unless otherwise specifically mentioned in the Report. The Subscriber shall independently verify the accuracy and correctness of the information/data before in any way acting upon the same. MIPL shall not be liable for any harm, injury, loss or damage caused to the Subscriber due to default by the Subscriber's debtors/beneficiaries in fulfilling their obligations of any nature whatsoever. This Report or any of its portion shall not be used as a documentary evidence or otherwise before any investigative agencies or forum of law. This Report is confidential and proprietary to MIPL. The Subscriber and/or any other person(s) may not reproduce, publish or disclose any of the contents of the Report to others without the express authorization of MIPL. This Report is prepared and issued to the Subscriber without any risk, responsibility or liability on the part of MIPL or its officials.

(2) Current assets			
(a) Current investments	0.000	0.000	0.000
(b) Inventories	475.124	368.768	471.343
(c) Trade receivables	982.654	841.353	729.024
(d) Cash and bank balances	104.556	143.233	117.799
(e) Short-term loans and advances	168.336	69.939	56.351
(f) Other current assets	9.149	22.753	38.390
<b>Total Current Assets</b>	<b>1739.819</b>	<b>1446.046</b>	<b>1412.907</b>
<b>TOTAL</b>	<b>2383.123</b>	<b>1757.542</b>	<b>1614.128</b>

**PROFIT & LOSS ACCOUNT**

	PARTICULARS	31.03.2018	31.03.2017	31.03.2016
	<b>SALES</b>			
	Total Revenue from operations	3569.094	2999.860	2678.747
	Other Income	34.524	21.602	19.246
	<b>TOTAL</b>	<b>3603.618</b>	<b>3021.462</b>	<b>2697.993</b>
<b>Less</b>	<b>EXPENSES</b>			
	Cost of Materials Consumed	2964.049	2590.318	2259.922
	Purchases of Stock-in-Trade	11.980	0.000	0.000
	Changes in inventories of finished goods, work-in-progress and Stock-in-Trade	67.739	(34.501)	(16.235)
	Employee benefit expense	108.487	70.309	54.557
	Other expenses	221.620	160.892	174.467
	<b>TOTAL</b>	<b>3373.875</b>	<b>2787.018</b>	<b>2472.711</b>
	<b>PROFIT/ (LOSS) BEFORE INTEREST, TAX, DEPRECIATION AND AMORTISATION</b>	229.743	234.444	225.282
<b>Less</b>	<b>FINANCIAL EXPENSES</b>	94.244	91.629	104.987
	<b>PROFIT / (LOSS) BEFORE TAX, DEPRECIATION AND AMORTISATION</b>	135.499	142.815	120.295
<b>Less/ Add</b>	<b>DEPRECIATION/ AMORTISATION</b>	21.776	20.362	19.847
	<b>PROFIT/ (LOSS) BEFORE TAX</b>	113.723	122.453	100.448
<b>Less</b>	<b>TAX</b>	39.429	42.436	32.062
	<b>PROFIT/ (LOSS) AFTER TAX</b>	<b>74.294</b>	<b>80.017</b>	<b>68.386</b>

**DISCLAIMER** : This Report is **PRIVATE & CONFIDENTIAL** and it is prepared at the request of and for its use by the Subscriber only. The Subscriber shall use the contents of the Report merely as an aid to its business. Mira Inform Private Limited ("MIPL") has collated information/data in the Report, which have not been verified unless otherwise specifically mentioned in the Report. The Subscriber shall independently verify the accuracy and correctness of the information/data before in any way acting upon the same. MIPL shall not be liable for any harm, injury, loss or damage caused to the Subscriber due to default by the Subscriber's debtors/beneficiaries in fulfilling their obligations of any nature whatsoever. This Report or any of its portion shall not be used as a documentary evidence or otherwise before any investigative agencies or forum of law. This Report is confidential and proprietary to MIPL. The Subscriber and/or any other person(s) may not reproduce, publish or disclose any of the contents of the Report to others without the express authorization of MIPL. This Report is prepared and issued to the Subscriber without any risk, responsibility or liability on the part of MIPL or its officials.

	<b>IMPORTS</b>			
	Raw Materials	NA	2333.280	2268.692
	<b>TOTAL IMPORTS</b>	<b>NA</b>	<b>2333.280</b>	<b>2268.692</b>
	<b>Earnings / (Loss) Per Share (INR)</b>	<b>4.14</b>	<b>7.42</b>	<b>6.84</b>

**CURRENT MATURITIES OF LONG TERM DEBT DETAILS**

Particulars	31.03.2018	31.03.2017	31.03.2016
Current Maturities of Long term debt	NA	28.490	23.785
Net cash flows from (used in) operations	NA	252.828	(336.660)
Net cash flows from (used in) operating activities	NA	219.247	(368.096)

**KEY RATIOS**

**EFFICIENCY RATIOS**

PARTICULARS	31.03.2018	31.03.2017	31.03.2016
Average Collection Days (Sundry Debtors / Income * 365 Days)	100.49	102.37	99.34
Account Receivables Turnover (Income / Sundry Debtors)	3.63	3.57	3.67
Average Payment Days (Sundry Creditors / Purchases * 365 Days)	33.99	55.06	60.24
Inventory Turnover (Operating Income / Inventories)	0.48	0.64	0.48
Asset Turnover (Operating Income / Net Fixed Assets)	0.41	0.84	1.19

**LEVERAGE RATIOS**

PARTICULARS	31.03.2018	31.03.2017	31.03.2016
Debt Ratio ((Borrowing + Current Liabilities) / Total Assets)	0.69	0.78	0.84
Debt Equity Ratio (Total Liability / Networth)	1.79	2.15	3.38

**DISCLAIMER** : This Report is **PRIVATE & CONFIDENTIAL** and it is prepared at the request of and for its use by the Subscriber only. The Subscriber shall use the contents of the Report merely as an aid to its business. Mira Inform Private Limited ("MIPL") has collated information/data in the Report, which have not been verified unless otherwise specifically mentioned in the Report. The Subscriber shall independently verify the accuracy and correctness of the information/data before in any way acting upon the same. MIPL shall not be liable for any harm, injury, loss or damage caused to the Subscriber due to default by the Subscriber's debtors/beneficiaries in fulfilling their obligations of any nature whatsoever. This Report or any of its portion shall not be used as a documentary evidence or otherwise before any investigative agencies or forum of law. This Report is confidential and proprietary to MIPL. The Subscriber and/or any other person(s) may not reproduce, publish or disclose any of the contents of the Report to others without the express authorization of MIPL. This Report is prepared and issued to the Subscriber without any risk, responsibility or liability on the part of MIPL or its officials.

Current Liabilities to Networth (Current Liabilities / Net Worth)	1.57	2.34	3.81
Fixed Assets to Networth (Net Fixed Assets / Networth)	0.79	0.67	0.70
Interest Coverage Ratio (PBIT / Financial Charges)	2.44	2.56	2.15

**PROFITABILITY RATIOS**

PARTICULARS		31.03.2018	31.03.2017	31.03.2016
Net Profit Margin ((PAT / Sales) * 100)	%	2.08	2.67	2.55
Return on Total Assets ((PAT / Total Assets) * 100)	%	3.12	4.55	4.24
Return on Investment (ROI) ((PAT / Networth) * 100)	%	10.44	19.22	25.04

**SOLVENCY RATIOS**

PARTICULARS		31.03.2018	31.03.2017	31.03.2016
Current Ratio (Current Assets / Current Liabilities)		1.56	1.48	1.36
Quick Ratio ((Current Assets - Inventories) / Current Liabilities)		1.13	1.10	0.90
G-Score Ratio Financial (Networth / Total Assets)		0.30	0.24	0.17
G-Score Ratio Debt (Debts / Equity Capital)		5.79	8.29	9.24
G-Score Ratio Liquidity (Total Current Assets / Total Current Liabilities)		1.56	1.48	1.36

Total Liability = Short-term Debt + Long-term Debt + Current Maturities of Long-term debts

**STOCK PRICES**

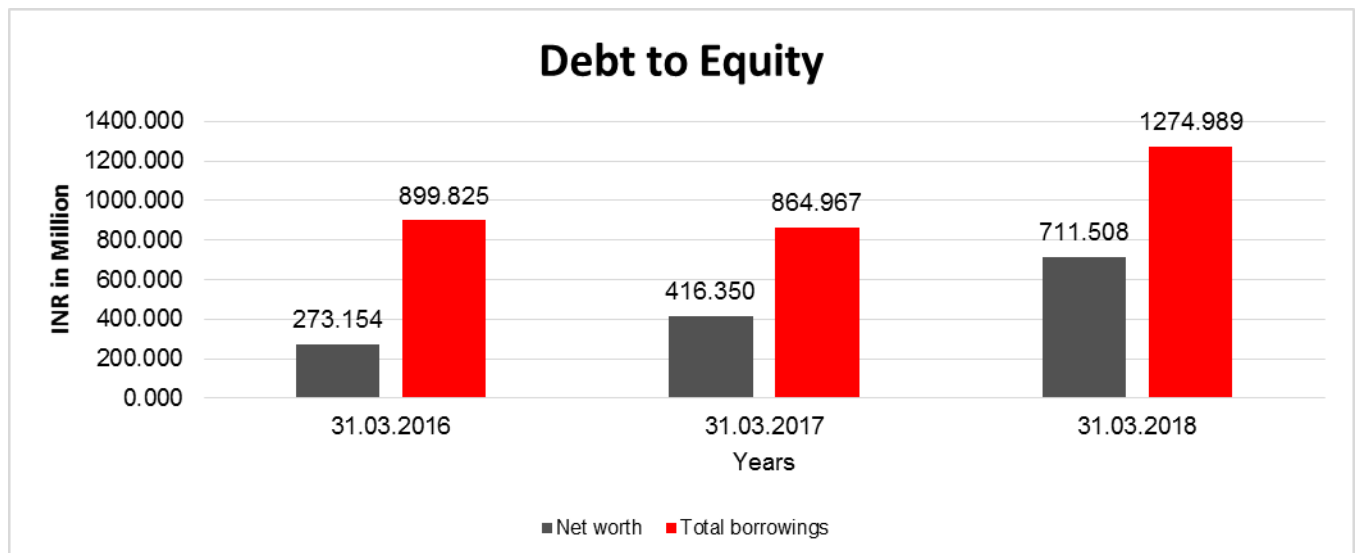
Face Value	INR 10.00/-
Market Value	INR 40.65/-

**DISCLAIMER** : This Report is **PRIVATE & CONFIDENTIAL** and it is prepared at the request of and for its use by the Subscriber only. The Subscriber shall use the contents of the Report merely as an aid to its business. Mira Inform Private Limited ("MIPL") has collated information/data in the Report, which have not been verified unless otherwise specifically mentioned in the Report. The Subscriber shall independently verify the accuracy and correctness of the information/data before in any way acting upon the same. MIPL shall not be liable for any harm, injury, loss or damage caused to the Subscriber due to default by the Subscriber's debtors/beneficiaries in fulfilling their obligations of any nature whatsoever. This Report or any of its portion shall not be used as a documentary evidence or otherwise before any investigative agencies or forum of law. This Report is confidential and proprietary to MIPL. The Subscriber and/or any other person(s) may not reproduce, publish or disclose any of the contents of the Report to others without the express authorization of MIPL. This Report is prepared and issued to the Subscriber without any risk, responsibility or liability on the part of MIPL or its officials.

**FINANCIAL ANALYSIS**  
*[all figures are in INR Million]*

**DEBT EQUITY RATIO**

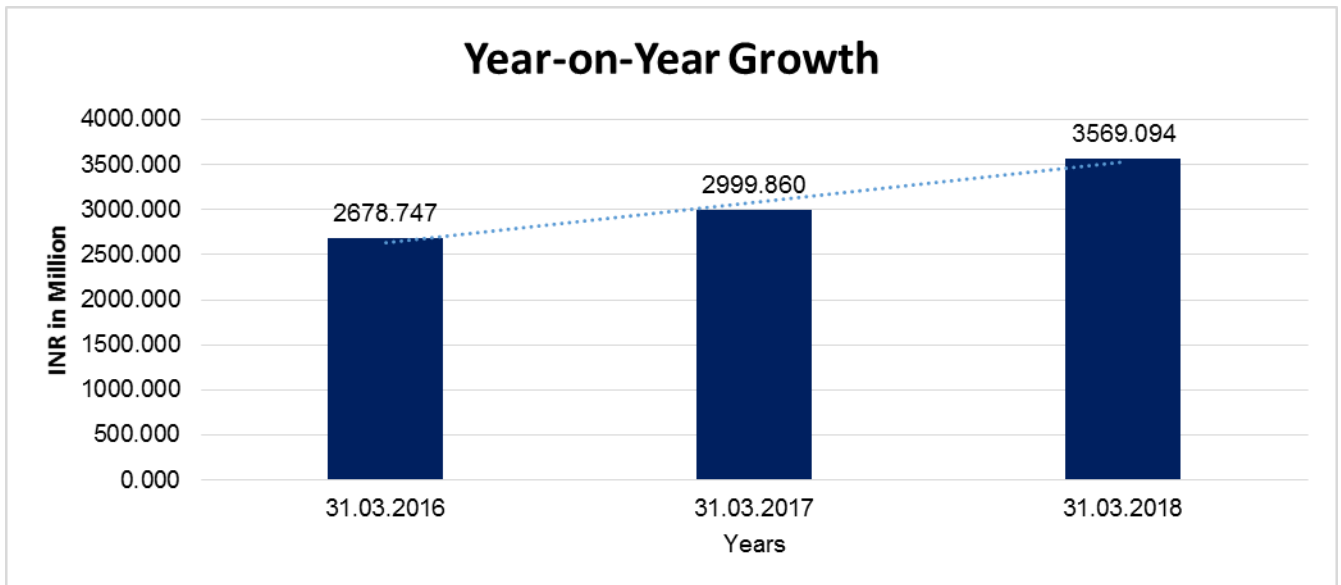
Particular	31.03.2016	31.03.2017	31.03.2018
	INR In Million	INR In Million	INR In Million
Share Capital	100.000	107.800	220.140
Reserves & Surplus	173.154	308.550	491.368
Money received against share warrants	0.000	0.000	0.000
Share Application money pending allotment	0.000	0.000	0.000
<b>Net worth</b>	<b>273.154</b>	<b>416.350</b>	<b>711.508</b>
long-term borrowings	297.365	363.323	532.390
Short term borrowings	602.460	501.644	742.599
<b>Total borrowings</b>	<b>899.825</b>	<b>864.967</b>	<b>1274.989</b>
<b>Debt/Equity ratio</b>	<b>3.294</b>	<b>2.077</b>	<b>1.792</b>



**DISCLAIMER** : This Report is **PRIVATE & CONFIDENTIAL** and it is prepared at the request of and for its use by the Subscriber only. The Subscriber shall use the contents of the Report merely as an aid to its business. Mira Inform Private Limited ("MIPL") has collated information/data in the Report, which have not been verified unless otherwise specifically mentioned in the Report. The Subscriber shall independently verify the accuracy and correctness of the information/data before in any way acting upon the same. MIPL shall not be liable for any harm, injury, loss or damage caused to the Subscriber due to default by the Subscriber's debtors/beneficiaries in fulfilling their obligations of any nature whatsoever. This Report or any of its portion shall not be used as a documentary evidence or otherwise before any investigative agencies or forum of law. This Report is confidential and proprietary to MIPL. The Subscriber and/or any other person(s) may not reproduce, publish or disclose any of the contents of the Report to others without the express authorization of MIPL. This Report is prepared and issued to the Subscriber without any risk, responsibility or liability on the part of MIPL or its officials.

**YEAR-ON-YEAR GROWTH**

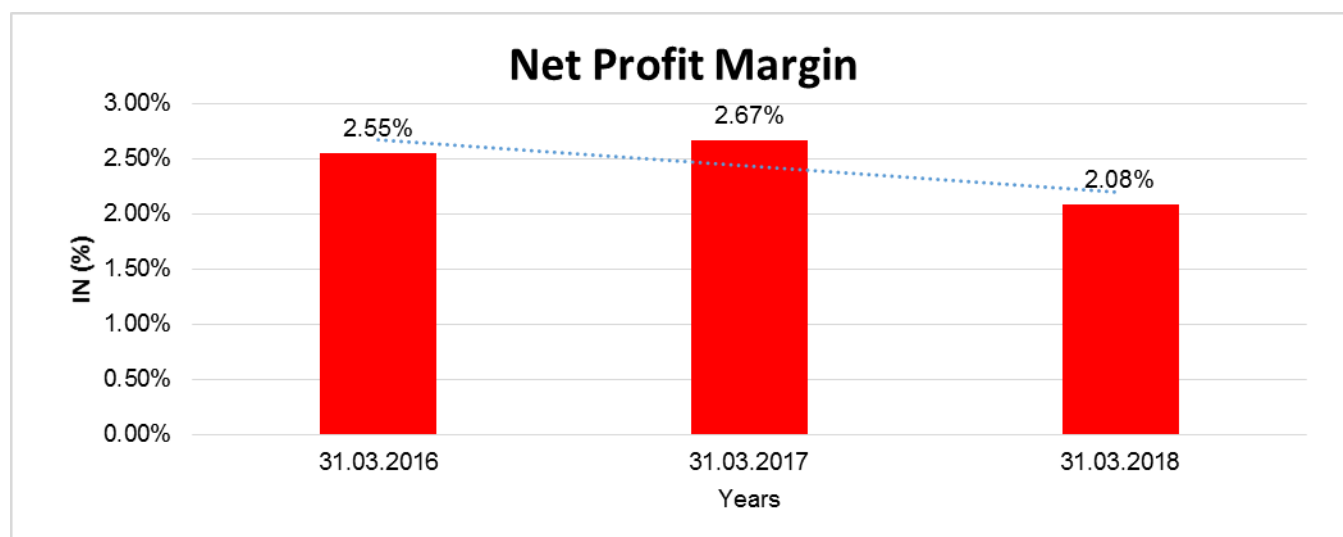
Year on Year Growth	31.03.2016	31.03.2017	31.03.2018
	INR In Million	INR In Million	INR In Million
Sales	2678.747	2999.860	3569.094
		<b>11.987</b>	<b>18.975</b>



**DISCLAIMER** : This Report is **PRIVATE & CONFIDENTIAL** and it is prepared at the request of and for its use by the Subscriber only. The Subscriber shall use the contents of the Report merely as an aid to its business. Mira Inform Private Limited ("MIPL") has collated information/data in the Report, which have not been verified unless otherwise specifically mentioned in the Report. The Subscriber shall independently verify the accuracy and correctness of the information/data before in any way acting upon the same. MIPL shall not be liable for any harm, injury, loss or damage caused to the Subscriber due to default by the Subscriber's debtors/beneficiaries in fulfilling their obligations of any nature whatsoever. This Report or any of its portion shall not be used as a documentary evidence or otherwise before any investigative agencies or forum of law. This Report is confidential and proprietary to MIPL. The Subscriber and/or any other person(s) may not reproduce, publish or disclose any of the contents of the Report to others without the express authorization of MIPL. This Report is prepared and issued to the Subscriber without any risk, responsibility or liability on the part of MIPL or its officials.

**NET PROFIT MARGIN**

Net Profit Margin	31.03.2016	31.03.2017	31.03.2018
	INR In Million	INR In Million	INR In Million
Sales	2678.747	2999.860	3569.094
Profit/ (Loss)	68.386	80.017	74.294
	<b>2.55%</b>	<b>2.67%</b>	<b>2.08%</b>



**DISCLAIMER** : This Report is **PRIVATE & CONFIDENTIAL** and it is prepared at the request of and for its use by the Subscriber only. The Subscriber shall use the contents of the Report merely as an aid to its business. Mira Inform Private Limited ("MIPL") has collated information/data in the Report, which have not been verified unless otherwise specifically mentioned in the Report. The Subscriber shall independently verify the accuracy and correctness of the information/data before in any way acting upon the same. MIPL shall not be liable for any harm, injury, loss or damage caused to the Subscriber due to default by the Subscriber's debtors/beneficiaries in fulfilling their obligations of any nature whatsoever. This Report or any of its portion shall not be used as a documentary evidence or otherwise before any investigative agencies or forum of law. This Report is confidential and proprietary to MIPL. The Subscriber and/or any other person(s) may not reproduce, publish or disclose any of the contents of the Report to others without the express authorization of MIPL. This Report is prepared and issued to the Subscriber without any risk, responsibility or liability on the part of MIPL or its officials.

**LOCAL AGENCY FURTHER INFORMATION**

Sr. No.	Check list by info agents	Available in Report (Yes/No)
1	Year of establishment	Yes
2	Constitution of the entity -Incorporation details	Yes
3	Locality of the entity	Yes
4	Premises details	No
5	Buyer visit details	--
6	Contact numbers	Yes
7	Name of the person contacted	Yes
8	Designation of contact person	Yes
9	Promoter's background	Yes
10	Date of Birth of Proprietor / Partners / Directors	Yes
11	Pan Card No. of Proprietor / Partners	Yes
12	Voter Id Card No. of Proprietor / Partners	No
13	Type of business	Yes
14	Line of Business	Yes
15	Export/import details (if applicable)	No
16	No. of employees	No
17	Details of sister concerns	Yes
18	Major suppliers	No
19	Major customers	Yes
20	Banking Details	Yes
21	Banking facility details	Yes
22	Conduct of the banking account	--
23	Financials, if provided	Yes
24	Capital in the business	Yes
25	Last accounts filed at ROC, if applicable	Yes
26	Turnover of firm for last three years	Yes
27	Reasons for variation <> 20%	--
28	Estimation for coming financial year	No
29	Profitability for last three years	Yes
30	Major shareholders, if available	Yes
31	External Agency Rating, if available	No
32	Litigations that the firm/promoter involved in	--
33	Market information	--
34	Payments terms	No
35	Negative Reporting by Auditors in the Annual Report	No

**DISCLAIMER** : This Report is **PRIVATE & CONFIDENTIAL** and it is prepared at the request of and for its use by the Subscriber only. The Subscriber shall use the contents of the Report merely as an aid to its business. Mira Inform Private Limited ("MIPL") has collated information/data in the Report, which have not been verified unless otherwise specifically mentioned in the Report. The Subscriber shall independently verify the accuracy and correctness of the information/data before in any way acting upon the same. MIPL shall not be liable for any harm, injury, loss or damage caused to the Subscriber due to default by the Subscriber's debtors/beneficiaries in fulfilling their obligations of any nature whatsoever. This Report or any of its portion shall not be used as a documentary evidence or otherwise before any investigative agencies or forum of law. This Report is confidential and proprietary to MIPL. The Subscriber and/or any other person(s) may not reproduce, publish or disclose any of the contents of the Report to others without the express authorization of MIPL. This Report is prepared and issued to the Subscriber without any risk, responsibility or liability on the part of MIPL or its officials.

**INDEX OF CHARGES**

CHARGES REGISTERED								
S N O	SRN	CHARGE ID	CHARGE HOLDER NAME	DATE OF CREA TION	DATE OF MOD IFIC ATIO N	DATE OF SATI SFA CTIO N	AMOUNT	ADDRESS
1	G93 4023 11	10019 0546	SIDBI	29/06/ 2018	-	-	55000000.0	FIRST FLOOR, LIC BUILDING II, LIC COMPLEXAMBEDK AR CIRCLE, BHAWANI SINGH ROADJAIPURRJ302 005IN
2	G64 2412 35	10007 5371	SIDBI	25/01/ 2017	15/1 1/20 17	-	187000000.0	FIRST FLOOR, LIC BUILDING II, LIC COMPLEXAMBEDK AR CIRCLE, BHAWANI SINGH ROADJAIPURRJ302 005IN
3	G64 2427 53	10007 5372	SIDBI	25/01/ 2017	15/1 1/20 17	-	13000000.0	FIRST FLOOR, LIC BUILDING II, LIC COMPLEXAMBEDK AR CIRCLE, BHAWANI SINGH ROADJAIPURRJ302 005IN
4	G51 6326 51	10012 9650	AXIS BANK LIMITED	04/04/ 2016	-	-	5861920.0	2ND FLOOR, SHANTI TOWERB- 115, HAWA SADAK, CIVIL LINESJAIPURRJ302 006IN
5	C743 2408 8	10609 813	BANK OF BARODA	22/12/ 2015	-	-	1200000.0	SPECIALISED SME BRANCH,ROAD NO. 5 VKI AREA BRANCHJAIPURRJ 302017IN
6	C707	10603	BANK OF	06/11/	-	-	600000.0	SPECIALISED SME

**DISCLAIMER** : This Report is **PRIVATE & CONFIDENTIAL** and it is prepared at the request of and for its use by the Subscriber only. The Subscriber shall use the contents of the Report merely as an aid to its business. Mira Inform Private Limited ("MIPL") has collated information/data in the Report, which have not been verified unless otherwise specifically mentioned in the Report. The Subscriber shall independently verify the accuracy and correctness of the information/data before in any way acting upon the same. MIPL shall not be liable for any harm, injury, loss or damage caused to the Subscriber due to default by the Subscriber's debtors/beneficiaries in fulfilling their obligations of any nature whatsoever. This Report or any of its portion shall not be used as a documentary evidence or otherwise before any investigative agencies or forum of law. This Report is confidential and proprietary to MIPL. The Subscriber and/or any other person(s) may not reproduce, publish or disclose any of the contents of the Report to others without the express authorization of MIPL. This Report is prepared and issued to the Subscriber without any risk, responsibility or liability on the part of MIPL or its officials.

	0963 9	625	BARODA	2015				BRANCHROAD NO. 5, VKI AREA BRANCHJAIPURRR J302017IN
7	C678 3245 1	10598 064	ADITYA BIRLA HOUSIN G FINANCE LIMITED	30/09/ 2015	-	-	60000000.0	INDIAN RAYON COMPOUND,VERA VALGJ362266IN
8	C039 2820 7	10490 718	ADITYA BIRLA FINANCE LIMITED	11/02/ 2014	-	-	75000000.0	INDIAN RAYON COMPOUND,VERA VALGJ362266IN
9	G70 6610 46	10109 750	BANK OF BARODA	25/06/ 2008	14/1 2/20 17	-	1775500000.0	SPECIALIZED SME BRANCHROAD NO- 5, VKI AREAJAIPURRJ302 013IN
1 0	G51 6320 16	10559 280	BANK OF BARODA	21/03/ 2015	-	16/0 8/20 17	40000000.0	SPECIALISED SME BRANCH, ROAD NO. 5VKI AREA BRANCHJAIPURRJ 302017IN

**UNSECURED LOANS**

PARTICULARS	31.03.2018 (INR In Million)	31.03.2017 (INR In Million)
<b>LONG-TERM BORROWINGS</b>		
Loans and advances from others	NA	108.424
Other loans and advances	NA	225.941
<b>Total</b>	<b>NA</b>	<b>334.365</b>

**CONTINGENT LIABILITIES:**

Particulars	31.03.2018 (INR In Million)	31.03.2017 (INR In Million)
Guarantees	NA	447.500
Other money for which company is contingently liable	NA	71.100

**DISCLAIMER** : This Report is **PRIVATE & CONFIDENTIAL** and it is prepared at the request of and for its use by the Subscriber only. The Subscriber shall use the contents of the Report merely as an aid to its business. Mira Inform Private Limited ("MIPL") has collated information/data in the Report, which have not been verified unless otherwise specifically mentioned in the Report. The Subscriber shall independently verify the accuracy and correctness of the information/data before in any way acting upon the same. MIPL shall not be liable for any harm, injury, loss or damage caused to the Subscriber due to default by the Subscriber's debtors/beneficiaries in fulfilling their obligations of any nature whatsoever. This Report or any of its portion shall not be used as a documentary evidence or otherwise before any investigative agencies or forum of law. This Report is confidential and proprietary to MIPL. The Subscriber and/or any other person(s) may not reproduce, publish or disclose any of the contents of the Report to others without the express authorization of MIPL. This Report is prepared and issued to the Subscriber without any risk, responsibility or liability on the part of MIPL or its officials.

**BRIEF DESCRIPTION OF THE COMPANY'S WORKING [AS ON: 31.03.2017]**

The company is manufacturer of cables and conductors which is supplied to state electricity boards and private parties. Due to improved scenario in power sector, the company achieved better turnover and profit after tax as compared to previous year. The company is seeing continue improvement business scenario and expecting better turnover and profitability for current financial year 2017-2018.

The members the pertinent details about the exhibitions in which Dynamic cables had marked its presence during the financial year 2016-2017.

**FIXED ASSETS: [AS ON: 31.03.2017]**

- Land
- Buildings
- Plant and equipment
- Furniture and fixtures
- Vehicles
- Office equipment
- Computer equipments
- Other equipments

**CMT REPORT (Corruption, Money Laundering & Terrorism]**

The Public Notice information has been collected from various sources including but not limited to: **The Courts, India Prisons Service, Interpol, etc.**

**1] INFORMATION ON DESIGNATED PARTY**

No records exist designating subject or any of its beneficial owners, controlling shareholders or senior officers as terrorist or terrorist organization or whom notice had been received that all financial transactions involving their assets have been blocked or convicted, found guilty or against whom a judgement or order had been entered in a proceedings for violating money-laundering, anti-corruption or bribery or international economic or anti-terrorism sanction laws or whose assets were seized, blocked, frozen or ordered forfeited for violation of money laundering or international anti-terrorism laws.

**2] Court Declaration :**

No records exist to suggest that subject is or was the subject of any formal or informal allegations, prosecutions or other official proceeding for making any prohibited payments or other improper payments to government officials for engaging in prohibited transactions or with designated parties.

**3] Asset Declaration :**

No records exist to suggest that the property or assets of the subject are derived from criminal conduct or a prohibited transaction.

**4] Record on Financial Crime :**

Charges or conviction registered against subject: **None**

**5] Records on Violation of Anti-Corruption Laws :**

Charges or investigation registered against subject: **None**

**6] Records on Int'l Anti-Money Laundering Laws/Standards :**

Charges or investigation registered against subject: **None**

**7] Criminal Records**

No available information exist that suggest that subject or any of its principals have been formally charged or convicted by a competent governmental authority for any financial crime or under any formal investigation by a competent government authority for any violation of anti-corruption laws or international anti-money laundering laws or standard.

**8] Affiliation with Government :**

No record exists to suggest that any director or indirect owners, controlling shareholders, director, officer or employee of the company is a government official or a family member or close business associate of a Government official.

**9] Compensation Package :**

Our market survey revealed that the amount of compensation sought by the subject is fair and reasonable and comparable to compensation paid to others for similar services.

**10] Press Report :**

No press reports / filings exists on the subject.

**CORPORATE GOVERNANCE**

MIRA INFORM as part of its Due Diligence do provide comments on Corporate Governance to identify management and governance. These factors often have been predictive and in some cases have created vulnerabilities to credit deterioration.

Our Governance Assessment focuses principally on the interactions between a company's management, its Board of Directors, Shareholders and other financial stakeholders.

**CONTRAVENTION**

Subject is not known to have contravened any existing local laws, regulations or policies that prohibit, restrict or otherwise affect the terms and conditions that could be included in the agreement with the subject.

**FOREIGN EXCHANGE RATES**

Currency	Unit	INR
US Dollar	1	INR 69.80
UK Pound	1	INR 89.23
Euro	1	INR 79.70

**INFORMATION DETAILS**

<b>Information Gathered by :</b>	SHI
<b>Analysis Done by :</b>	VIV
<b>Report Prepared by :</b>	RUP

**DISCLAIMER** : This Report is **PRIVATE & CONFIDENTIAL** and it is prepared at the request of and for its use by the Subscriber only. The Subscriber shall use the contents of the Report merely as an aid to its business. Mira Inform Private Limited ("MIPL") has collated information/data in the Report, which have not been verified unless otherwise specifically mentioned in the Report. The Subscriber shall independently verify the accuracy and correctness of the information/data before in any way acting upon the same. MIPL shall not be liable for any harm, injury, loss or damage caused to the Subscriber due to default by the Subscriber's debtors/beneficiaries in fulfilling their obligations of any nature whatsoever. This Report or any of its portion shall not be used as a documentary evidence or otherwise before any investigative agencies or forum of law. This Report is confidential and proprietary to MIPL. The Subscriber and/or any other person(s) may not reproduce, publish or disclose any of the contents of the Report to others without the express authorization of MIPL. This Report is prepared and issued to the Subscriber without any risk, responsibility or liability on the part of MIPL or its officials.

**SCORE FACTORS**

DEMERIT POINTS		
--BANK CHARGES	YES/NO	YES
--LITIGATION	YES/NO	NO
--OTHER ADVERSE INFORMATION	YES/NO	NO
MERIT POINTS		
--SOLE DISTRIBUTORSHIP	YES/NO	NO
--EXPORT ACTIVITIES	YES/NO	NO
--AFFILIATION	YES/NO	YES
--LISTED	YES/NO	YES
--OTHER MERIT FACTORS	YES/NO	YES

**RATING EXPLANATIONS**

Credit Rating	Explanation	Rating Comments
A++	Minimum Risk	Business dealings permissible with minimum risk of default
A+	Low Risk	Business dealings permissible with low risk of default
A	Acceptable Risk	Business dealings permissible with moderate risk of default
B	Medium Risk	Business dealings permissible on a regular monitoring basis
C	Medium High Risk	Business dealings permissible preferably on secured basis
D	High Risk	Business dealing not recommended or on secured terms only
NB	New Business	No recommendation can be done due to business in infancy stage
NT	No Trace	No recommendation can be done as the business is not traceable

NB is stated where there is insufficient information to facilitate rating. However, it is not to be considered as unfavourable.

This score serves as a reference to assess SC's credit risk and to set the amount of credit to be extended. It is calculated from a composite of weighted scores obtained from each of the major sections of this report. The assessed factors are as follows:

- Financial condition covering various ratios
- Company background and operations size
- Promoters / Management background
- Payment record
- Litigation against the subject
- Industry scenario / competitor analysis
- Supplier / Customer / Banker review (wherever available)

**DISCLAIMER** : This Report is **PRIVATE & CONFIDENTIAL** and it is prepared at the request of and for its use by the Subscriber only. The Subscriber shall use the contents of the Report merely as an aid to its business. Mira Inform Private Limited ("MIPL") has collated information/data in the Report, which have not been verified unless otherwise specifically mentioned in the Report. The Subscriber shall independently verify the accuracy and correctness of the information/data before in any way acting upon the same. MIPL shall not be liable for any harm, injury, loss or damage caused to the Subscriber due to default by the Subscriber's debtors/beneficiaries in fulfilling their obligations of any nature whatsoever. This Report or any of its portion shall not be used as a documentary evidence or otherwise before any investigative agencies or forum of law. This Report is confidential and proprietary to MIPL. The Subscriber and/or any other person(s) may not reproduce, publish or disclose any of the contents of the Report to others without the express authorization of MIPL. This Report is prepared and issued to the Subscriber without any risk, responsibility or liability on the part of MIPL or its officials.