

MIRA INFORM REPORT

Report No. :	525085
Report Date :	16.08.2018

IDENTIFICATION DETAILS

Name :	FLIPKART INDIA PRIVATE LIMITED
Registered Office :	Vaishnavi Summit, Ground Floor, 7th Main, 80 Feet Road, 3 rd Block, Koramangala Industrial Layout, Bangalore – 560034, Karnataka
Tel. No.:	91-80-67302000
Country :	India
Financials (as on) :	31.03.2017
Date of Incorporation :	19.09.2011
CIN No.: [Company Identification No.]	U51909KA2011PTC060489
Capital Investment / Paid-up Capital :	INR 5.400 Million
CST/ TIN No.:	29620640841
PAN No.: [Permanent Account No.]	AABCF8078M
GSTN : [Goods & Service Tax Registration No.]	29AABCF8078M1ZX
Legal Form :	Private Limited Liability Company
Line of Business :	Trading of all types of tangible and intangible goods and products including all types of publications, electronics, electrical goods, healthcare products, home and business products, entertainment products, software, toys, etc. on B2B basis over internet and otherwise. (Registered Activity)
No. of Employees :	Information declined by the management

RATING & COMMENTS

(Mira Inform has adopted New Rating mechanism w.e.f. 23rd January 2017)

DISCLAIMER : This Report is **PRIVATE & CONFIDENTIAL** and it is prepared at the request of and for its use by the Subscriber only. The Subscriber shall use the contents of the Report merely as an aid to its business. Mira Inform Private Limited ("MIPL") has collated information/data in the Report, which have not been verified unless otherwise specifically mentioned in the Report. The Subscriber shall independently verify the accuracy and correctness of the information/data before in any way acting upon the same. MIPL shall not be liable for any harm, injury, loss or damage caused to the Subscriber due to default by the Subscriber's debtors/beneficiaries in fulfilling their obligations of any nature whatsoever. This Report or any of its portion shall not be used as a documentary evidence or otherwise before any investigative agencies or forum of law. This Report is confidential and proprietary to MIPL. The Subscriber and/or any other person(s) may not reproduce, publish or disclose any of the contents of the Report to others without the express authorization of MIPL. This Report is prepared and issued to the Subscriber without any risk, responsibility or liability on the part of MIPL or its officials.

MIRA's Rating :	A
------------------------	---

Credit Rating	Explanation	Rating Comments
A	Acceptable Risk	Business dealings permissible with moderate risk of default

Maximum Credit Limit :	USD 113000000
Status :	Good
Payment Behaviour :	Usually correct
Litigation :	Exist
Comments :	<p>Subject was incorporated in the year 2011.</p> <p>It is engaged in business of wholesale cash and carry trading of all types of tangible and intangible goods and products including all types of publications, electronics, electrical goods, healthcare products, home and business products, entertainment products, software, toys, etc. on B2B basis over internet and otherwise.</p> <p>For the financial year 2017, the company has achieved revenue growth of 19.09% as compared to the previous year but has incurred operational loss.</p> <p>The sound financial risk profile of the company is marked by adequate net worth base along with debt free balance sheet profile.</p> <p>Rating takes into consideration the growing trend of online shopping and established marked position of the subject in online retail business.</p> <p>Payment seems to be usually correct.</p> <p>In view of aforesaid, the company can be considered for business dealings at usual trade terms and conditions.</p>

NOTES :

Any query related to this report can be made on e-mail : infodept@mirainform.com while quoting report number, name and date.

ECGC Country Risk Classification List

Country Name	Previous Rating (31.12.2017)	Current Rating (01.04.2018)
India	A1	A1

Risk Category	ECGC Classification
Insignificant	A1

DISCLAIMER : This Report is **PRIVATE & CONFIDENTIAL** and it is prepared at the request of and for its use by the Subscriber only. The Subscriber shall use the contents of the Report merely as an aid to its business. Mira Inform Private Limited ("MIPL") has collated information/data in the Report, which have not been verified unless otherwise specifically mentioned in the Report. The Subscriber shall independently verify the accuracy and correctness of the information/data before in any way acting upon the same. MIPL shall not be liable for any harm, injury, loss or damage caused to the Subscriber due to default by the Subscriber's debtors/beneficiaries in fulfilling their obligations of any nature whatsoever. This Report or any of its portion shall not be used as a documentary evidence or otherwise before any investigative agencies or forum of law. This Report is confidential and proprietary to MIPL. The Subscriber and/or any other person(s) may not reproduce, publish or disclose any of the contents of the Report to others without the express authorization of MIPL. This Report is prepared and issued to the Subscriber without any risk, responsibility or liability on the part of MIPL or its officials.

Low Risk	A2
Moderately Low Risk	B1
Moderate Risk	B2
Moderately High Risk	C1
High Risk	C2
Very High Risk	D

EXTERNAL AGENCY RATING

Rating Agency Name	Not Available
Rating	Not Available
Rating Explanation	Not Available
Date	Not Available

RBI DEFAULTERS' LIST STATUS

Subject's name is not enlisted as a defaulter in the publicly available RBI Defaulters' list.

EPF (Employee Provident Fund) DEFAULTERS' LIST STATUS

Subject's name is not enlisted as a defaulter in the publicly available EPF (Employee Provident Fund) Defaulters' list as of 31-03-2018.

BIFR (Board for Industrial & Financial Reconstruction) LISTING STATUS

Subject's name is not listed as a Sick Unit in the publicly available BIFR (Board for Industrial & Financial Reconstruction) list as of 16.08.2018

IBBI (Insolvency and Bankruptcy Board of India) LISTING STATUS

Subject's name is not listed in the publicly available IBBI (Insolvency and Bankruptcy Board of India) list as of report date.

INFORMATION DENIED

MANAGEMENT NON-COOPERATIVE (Tel. No.: 91-80-67302000)

LOCATIONS

DISCLAIMER : This Report is **PRIVATE & CONFIDENTIAL** and it is prepared at the request of and for its use by the Subscriber only. The Subscriber shall use the contents of the Report merely as an aid to its business. Mira Inform Private Limited ("MIPL") has collated information/data in the Report, which have not been verified unless otherwise specifically mentioned in the Report. The Subscriber shall independently verify the accuracy and correctness of the information/data before in any way acting upon the same. MIPL shall not be liable for any harm, injury, loss or damage caused to the Subscriber due to default by the Subscriber's debtors/beneficiaries in fulfilling their obligations of any nature whatsoever. This Report or any of its portion shall not be used as a documentary evidence or otherwise before any investigative agencies or forum of law. This Report is confidential and proprietary to MIPL. The Subscriber and/or any other person(s) may not reproduce, publish or disclose any of the contents of the Report to others without the express authorization of MIPL. This Report is prepared and issued to the Subscriber without any risk, responsibility or liability on the part of MIPL or its officials.

Registered Office :	Vaishnavi Summit, Ground Floor, 7th Main, 80 Feet Road, 3 rd Block, Koramangala Industrial Layout, Bangalore – 560034, Karnataka, India
Tel. No.:	91-80-67302000/ 67989550
Fax No.:	Not Available
E-Mail :	lalit.bhimani@flipkart.com mekin@flipkart.com
Website :	www.flipkart.com

DIRECTORS

As on 31.03.2018

Name :	Mr. Neeraj Jain			
Designation :	Additional Director			
Address :	Flat No. V 402, Jasmin Block, Tower 5, Adarsh Palm Retreat, Devara Beesabanahalli, Babgalore – 560103, Karnataka, India			
Date of Appointment :	30.10.2017			
DIN No.:	01861694			
Other Directorship:				
CIN/FCRN	Company Name	Begin Date	End Date	
U85110KA2006PTC038285	ADIQUITY TECHNOLOGIES PRIVATE LIMITED	25/09/2017	-	
Name :	Mr. Sakait Chaudhary			
Designation :	Additional Director			
Address :	M-187, Ground Floor, Greater Kailash – 2, New Delhi – 110048, India			
Date of Appointment :	30.10.2017			
DIN No.:	07472033			
Other Directorship:				
CIN/FCRN	Company Name	Begin Date	End Date	
U60231DL2012PTC233764	KLICK2SHOP LOGISTICS SERVICES PRIVATE LIMITED	23/09/2016	-	
U74999HR2016PTC064805	NOVARRIS FASHION TRADING PRIVATE LIMITED	30/11/2017	-	
Name :	Mr. Prabhu Bala Srinivasan			
Designation :	Additional Director			
Address :	#H-103, Brigade Metropolis Apartment, Near Phonenix Mall, Garudacharpalya, Mahadevapura, Bangalore – 560048, Karnataka, India			
Date of Appointment :	03.07.2018			
DIN No.:	07850158			
Name :	Mr. Sankalp Gupta			

FLIPKART INDIA PRIVATE LIMITED - 525085

PAGE NO. : 5

Designation :	Additional Director		
Address :	1, Kala Vihar Apartment, Mayur Vihar-I, Extension, Delhi – 110091, India		
Date of Appointment :	10.11.2017		
DIN No.:	07986653		
Other Directorship:			
CIN/FCRN	Company Name	Begin Date	End Date
U72300DL2011PTC245145	JADE ESERVICES PRIVATE LIMITED	20/11/2017	-
U72300MH2012PTC231222	F1 INFO SOLUTIONS & SERVICES PRIVATE LIMITED	10/11/2017	-
U63030KA2015PTC079894	ZINKA LOGISTICS SOLUTIONS PRIVATE LIMITED	24/11/2017	-

MAJOR SHAREHOLDERS / SHAREHOLDING PATTERN

As on 31.03.2017

Names of Shareholders	No. of Shares
Flipkart Limited, Singapore	5405638
Flipkart Marketplace Private Limited, Singapore	1
Total	5405639

As on 05.02.2018

Names of Allottee	No. of Shares
Flipkart Limited, Singapore	1871329
Total	1871329

Equity Share Break up (Percentage of Total Equity)

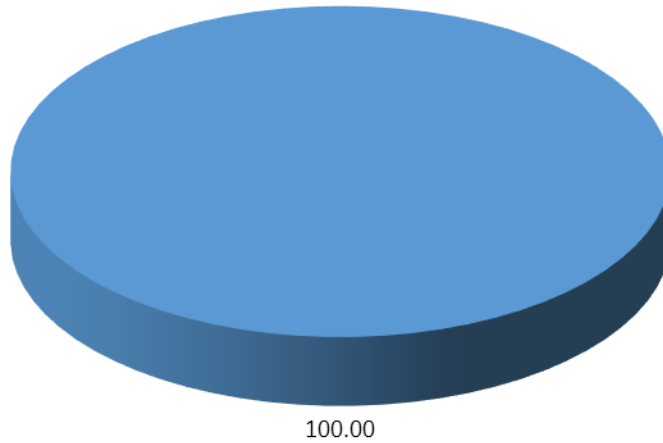
As on 25.09.2017

Category	Percentage
Promoters (Body corporate)	100.00
Total	100.00

DISCLAIMER : This Report is **PRIVATE & CONFIDENTIAL** and it is prepared at the request of and for its use by the Subscriber only. The Subscriber shall use the contents of the Report merely as an aid to its business. Mira Inform Private Limited ("MIPL") has collated information/data in the Report, which have not been verified unless otherwise specifically mentioned in the Report. The Subscriber shall independently verify the accuracy and correctness of the information/data before in any way acting upon the same. MIPL shall not be liable for any harm, injury, loss or damage caused to the Subscriber due to default by the Subscriber's debtors/beneficiaries in fulfilling their obligations of any nature whatsoever. This Report or any of its portion shall not be used as a documentary evidence or otherwise before any investigative agencies or forum of law. This Report is confidential and proprietary to MIPL. The Subscriber and/or any other person(s) may not reproduce, publish or disclose any of the contents of the Report to others without the express authorization of MIPL. This Report is prepared and issued to the Subscriber without any risk, responsibility or liability on the part of MIPL or its officials.

Share holding pattern

■ Promoters (Body corporate)



BUSINESS DETAILS

Line of Business :	Trading of all types of tangible and intangible goods and products including all types of publications, electronics, electrical goods, healthcare products, home and business products, entertainment products, software, toys, etc. on B2B basis over internet and otherwise. (Registered Activity)	
Products/ Services :	Item Code No.	Product/ Services Description
	99624000	Other nonstore retail trade services
Brand Names :	Not Available	
Agencies Held :	Not Available	
Exports :	Not Divulged	
Imports :	Not Divulged	
Terms :	Not Divulged	

PRODUCTION STATUS NOT AVAILABLE

DISCLAIMER : This Report is **PRIVATE & CONFIDENTIAL** and it is prepared at the request of and for its use by the Subscriber only. The Subscriber shall use the contents of the Report merely as an aid to its business. Mira Inform Private Limited ("MIPL") has collated information/data in the Report, which have not been verified unless otherwise specifically mentioned in the Report. The Subscriber shall independently verify the accuracy and correctness of the information/data before in any way acting upon the same. MIPL shall not be liable for any harm, injury, loss or damage caused to the Subscriber due to default by the Subscriber's debtors/beneficiaries in fulfilling their obligations of any nature whatsoever. This Report or any of its portion shall not be used as a documentary evidence or otherwise before any investigative agencies or forum of law. This Report is confidential and proprietary to MIPL. The Subscriber and/or any other person(s) may not reproduce, publish or disclose any of the contents of the Report to others without the express authorization of MIPL. This Report is prepared and issued to the Subscriber without any risk, responsibility or liability on the part of MIPL or its officials.

GENERAL INFORMATION

Suppliers :	Reference :	Not Divulged	
	Name of the Person :	--	
	Contact No.:	--	
	Since How Long Known :	--	
	Maximum Limit Dealt :	--	
	Experience :	--	
	Remark:	--	
Customers :	Reference :	Not Divulged	
	Name of the Person :	--	
	Contact No.:	--	
	Since How Long Known :	--	
	Maximum Limit Dealt :	--	
	Experience :	--	
	Remark:	--	
No. of Employees :	Information declined by the management		
Bankers :	Bank Name	Deutsche Bank AG	
	Branch	Raheja Towers, 26-27, M.G. Road, Bangalore – 560001, Karnataka, India	
	Person Name (With Designation)	--	
	Contact Number	--	
	Name of Account Holder	--	
	Account Number	--	
	Account Since (Date/Year of Account Opening)	--	
	Average Balance Maintained (If Possible)	--	
	Credit Facilities Enjoyed (If any)	--	
	Account Operation	--	
	Remarks (If any)	--	
		<ul style="list-style-type: none"> Axis Bank Limited, Trishul, 3rd Floor, Opposite Samarsheshwar Temple, Law Garden, Ellis Bridge, Ahmedabad – 380006, Gujarat, India HDFC Bank Limited, HDFC Bank House Senapati Bapat Marg, Lower Parel (West), Mumbai – 400013, Maharashtra, India Kotak Mahindra Bank Limited, 27BKC, C 27, G Block, Bandra Kurla Complex, Bandra (East), Mumbai – 400051, Maharashtra, India 	

Facilities :	Secured Loan	31.03.2017 (INR in Million)	31.03.2016 (INR in Million)
		Short-term borrowings	
	Other loans and advances	0.000	3433.820
	Total	0.000	3433.820

Auditors :	
Name :	S.R. Batliboi and Associates LLP Chartered Accountants
Address :	Golf View Corporate Tower B, Sector-42, Sector Road, Gurugram – 122002, Haryana, India
Income-tax PAN of auditor or auditor's firm :	ACHFS9118A
Memberships :	Not Available
Collaborators :	Not Available
Holding Company :	Flipkart Limited, Singapore
Fellow Subsidiaries :	<ul style="list-style-type: none"> • Flipkart Internet Private Limited, India • Myntra Designs Private Limited, India • Instakart Services Private Limited, India • Flipkart Logistics Services Private Limited, India • Flipkart Digital Media Private Limited, India • Jeeves Consumer Services Private Limited, India • Flipkart Payment Private Limited, Singapore • Flipkart Logistics Private Limited, Singapore

CAPITAL STRUCTURE

After 25.09.2017

Authorised Capital :

No. of Shares	Type	Value	Amount
10000000	Equity Shares	INR 1/- each	INR 10.000 Million

DISCLAIMER : This Report is **PRIVATE & CONFIDENTIAL** and it is prepared at the request of and for its use by the Subscriber only. The Subscriber shall use the contents of the Report merely as an aid to its business. Mira Inform Private Limited ("MIPL") has collated information/data in the Report, which have not been verified unless otherwise specifically mentioned in the Report. The Subscriber shall independently verify the accuracy and correctness of the information/data before in any way acting upon the same. MIPL shall not be liable for any harm, injury, loss or damage caused to the Subscriber due to default by the Subscriber's debtors/beneficiaries in fulfilling their obligations of any nature whatsoever. This Report or any of its portion shall not be used as a documentary evidence or otherwise before any investigative agencies or forum of law. This Report is confidential and proprietary to MIPL. The Subscriber and/or any other person(s) may not reproduce, publish or disclose any of the contents of the Report to others without the express authorization of MIPL. This Report is prepared and issued to the Subscriber without any risk, responsibility or liability on the part of MIPL or its officials.

--	--	--	--

Issued, Subscribed & Paid-up Capital :

No. of Shares	Type	Value	Amount
7276968	Equity Shares	INR 1/- each	INR 7.277 Million

As on 25.09.2017

Authorised Capital :

No. of Shares	Type	Value	Amount
10000000	Equity Shares	INR 1/- each	INR 10.000 Million

Issued, Subscribed & Paid-up Capital :

No. of Shares	Type	Value	Amount
5405639	Equity Shares	INR 1/- each	INR 5.406 Million

FINANCIAL DATA
[all figures are in INR Million]

ABRIDGED BALANCE SHEET

SOURCES OF FUNDS	31.03.2017	31.03.2016	31.03.2015
I. EQUITY AND LIABILITIES			
(1) Shareholders' Funds			
(a) Share Capital	5.400	5.400	5.400
(b) Reserves & Surplus	39444.050	41894.520	47338.190
(c) Money received against share warrants	0.000	0.000	0.000
(2) Share Application money pending allotment	0.000	0.000	0.000
Total Shareholders' Funds (1) + (2)	39449.450	41899.920	47343.590
(3) Non-Current Liabilities			
(a) Long-term borrowings	0.000	0.000	0.000
(b) Deferred tax liabilities (Net)	0.000	0.000	0.000
(c) Other long term liabilities	0.000	0.000	5.420
(d) Long-term provisions	56.680	59.370	36.710
Total Non-current Liabilities (3)	56.680	59.370	42.130
(4) Current Liabilities			
(a) Short term borrowings	0.000	4361.760	0.000
(b) Trade payables	22876.600	14724.860	16075.890
(c) Other current liabilities	1197.560	890.510	604.010
(d) Short-term provisions	102.720	119.860	81.640
Total Current Liabilities (4)	24176.880	20096.990	16761.540
TOTAL	63683.010	62056.280	64147.260
II. ASSETS			
(1) Non-current assets			
(a) Fixed Assets			
(i) Tangible assets	1410.150	1830.770	1452.180
(ii) Intangible Assets	19.520	21.360	22.880
(iii) Capital work-in-progress	103.570	6.030	77.050
(iv) Intangible assets under development	0.000	0.000	0.000
(b) Non-current Investments	0.000	0.000	0.000
(c) Deferred tax assets (net)	0.000	0.000	0.000
(d) Long-term Loan and Advances	14.860	77.310	33.560
(e) Other Non-current assets	1379.010	6817.150	8892.000
Total Non-Current Assets	2927.110	8752.620	10477.670

DISCLAIMER : This Report is **PRIVATE & CONFIDENTIAL** and it is prepared at the request of and for its use by the Subscriber only. The Subscriber shall use the contents of the Report merely as an aid to its business. Mira Inform Private Limited ("MIPL") has collated information/data in the Report, which have not been verified unless otherwise specifically mentioned in the Report. The Subscriber shall independently verify the accuracy and correctness of the information/data before in any way acting upon the same. MIPL shall not be liable for any harm, injury, loss or damage caused to the Subscriber due to default by the Subscriber's debtors/beneficiaries in fulfilling their obligations of any nature whatsoever. This Report or any of its portion shall not be used as a documentary evidence or otherwise before any investigative agencies or forum of law. This Report is confidential and proprietary to MIPL. The Subscriber and/or any other person(s) may not reproduce, publish or disclose any of the contents of the Report to others without the express authorization of MIPL. This Report is prepared and issued to the Subscriber without any risk, responsibility or liability on the part of MIPL or its officials.

(2) Current assets			
(a) Current investments	7703.960	18995.110	13762.270
(b) Inventories	17431.840	14202.280	11653.540
(c) Trade receivables	8928.120	2246.380	3587.050
(d) Cash and cash equivalents	7737.700	12640.250	22197.520
(e) Short-term loans and advances	13349.090	2232.420	111.980
(f) Other current assets	5605.190	2987.220	2357.230
Total Current Assets	60755.900	53303.660	53669.590
TOTAL	63683.010	62056.280	64147.260

PROFIT & LOSS ACCOUNT

	PARTICULARS	31.03.2017	31.03.2016	31.03.2015
	SALES			
	Income	152644.230	128180.070	90321.780
	Other Income	3048.390	3594.450	1943.800
	TOTAL	155692.620	131774.520	92265.580
Less	EXPENSES			
	Cost of Materials Consumed	0.000	0.000	0.000
	Purchases of Stock-in-Trade	157483.100	133961.270	103356.810
	Changes in inventories of finished goods, work-in-progress and Stock-in-Trade	(3229.560)	(2548.740)	(7418.310)
	Employees benefits expense	1666.680	2454.410	1864.600
	Other expenses	1557.300	2750.330	2238.030
	TOTAL	157477.520	136617.270	100041.130
	PROFIT/ (LOSS) BEFORE INTEREST, TAX, DEPRECIATION AND AMORTISATION	(1784.900)	(4842.750)	(7775.550)
Less	FINANCIAL EXPENSES	100.480	102.280	96.990
	PROFIT / (LOSS) BEFORE TAX, DEPRECIATION AND AMORTISATION	(1885.380)	(4945.030)	(7872.540)
Less/ Add	DEPRECIATION/ AMORTISATION	561.950	500.640	394.410
	PROFIT/ (LOSS) BEFORE TAX	(2447.330)	(5445.670)	(8266.950)
Less	TAX	0.000	0.000	15.460
	PROFIT/ (LOSS) AFTER TAX	(2447.330)	(5445.670)	(8282.410)
	EARNINGS IN FOREIGN CURRENCY	0.000	0.510	2.920

DISCLAIMER : This Report is **PRIVATE & CONFIDENTIAL** and it is prepared at the request of and for its use by the Subscriber only. The Subscriber shall use the contents of the Report merely as an aid to its business. Mira Inform Private Limited ("MIPL") has collated information/data in the Report, which have not been verified unless otherwise specifically mentioned in the Report. The Subscriber shall independently verify the accuracy and correctness of the information/data before in any way acting upon the same. MIPL shall not be liable for any harm, injury, loss or damage caused to the Subscriber due to default by the Subscriber's debtors/beneficiaries in fulfilling their obligations of any nature whatsoever. This Report or any of its portion shall not be used as a documentary evidence or otherwise before any investigative agencies or forum of law. This Report is confidential and proprietary to MIPL. The Subscriber and/or any other person(s) may not reproduce, publish or disclose any of the contents of the Report to others without the express authorization of MIPL. This Report is prepared and issued to the Subscriber without any risk, responsibility or liability on the part of MIPL or its officials.

	Earnings / (Loss) Per Share (INR)	(452.74)	(1007.41)	(2130.67)
--	--	-----------------	------------------	------------------

CURRENT MATURITIES OF LONG TERM DEBT DETAILS

Particulars	31.03.2017	31.03.2016	31.03.2015
Current Maturities of Long term debt	NA	NA	NA
Cash generated from operations	NA	NA	NA
Net cash flows from (used in) operations	(1135.580)	(6320.030)	(16819.030)
Net cash flow from operating activities	(2771.400)	(8658.840)	(18486.740)

KEY RATIOS

EFFICIENCY RATIOS

PARTICULARS	31.03.2017	31.03.2016	31.03.2015
Average Collection Days (Sundry Debtors / Income * 365 Days)	21.35	6.40	14.50
Account Receivables Turnover (Income / Sundry Debtors)	17.10	57.06	25.18
Average Payment Days (Sundry Creditors / Purchases * 365 Days)	53.02	40.12	56.77
Inventory Turnover (Operating Income / Inventories)	(0.10)	(0.34)	(0.67)
Asset Turnover (Operating Income / Net Fixed Assets)	(1.16)	(2.61)	(5.01)

LEVERAGE RATIOS

PARTICULARS	31.03.2017	31.03.2016	31.03.2015
Debt Ratio ((Borrowing + Current Liabilities) / Total Assets)	0.38	0.32	0.26
Debt Equity Ratio (Total Liability / Networth)	0.00	0.10	0.00
Current Liabilities to Network (Current Liabilities / Net Worth)	0.61	0.48	0.35
Fixed Assets to Network	0.04	0.04	0.03

DISCLAIMER : This Report is **PRIVATE & CONFIDENTIAL** and it is prepared at the request of and for its use by the Subscriber only. The Subscriber shall use the contents of the Report merely as an aid to its business. Mira Inform Private Limited ("MIPL") has collated information/data in the Report, which have not been verified unless otherwise specifically mentioned in the Report. The Subscriber shall independently verify the accuracy and correctness of the information/data before in any way acting upon the same. MIPL shall not be liable for any harm, injury, loss or damage caused to the Subscriber due to default by the Subscriber's debtors/beneficiaries in fulfilling their obligations of any nature whatsoever. This Report or any of its portion shall not be used as a documentary evidence or otherwise before any investigative agencies or forum of law. This Report is confidential and proprietary to MIPL. The Subscriber and/or any other person(s) may not reproduce, publish or disclose any of the contents of the Report to others without the express authorization of MIPL. This Report is prepared and issued to the Subscriber without any risk, responsibility or liability on the part of MIPL or its officials.

(Net Fixed Assets / Networth)			
Interest Coverage Ratio (PBIT / Financial Charges)	(17.76)	(47.35)	(80.17)

PROFITABILITY RATIOS

PARTICULARS		31.03.2017	31.03.2016	31.03.2015
Net Profit Margin [(PAT / Sales) * 100]	%	(1.60)	(4.25)	(9.17)
Return on Total Assets ((PAT / Total Assets) * 100)	%	(3.84)	(8.78)	(12.91)
Return on Investment (ROI) ((PAT / Networth) * 100)	%	(6.20)	(13.00)	(17.49)

SOLVENCY RATIOS

PARTICULARS	31.03.2017	31.03.2016	31.03.2015
Current Ratio (Current Assets / Current Liabilities)	2.51	2.65	3.20
Quick Ratio ((Current Assets – Inventories) / Current Liabilities)	1.79	1.95	2.51
G-Score Ratio Financial (Networth / Total Assets)	0.62	0.68	0.74
G-Score Ratio Debt (Debts / Equity Capital)	0.00	807.73	0.00
G-Score Ratio Liquidity (Total Current Assets / Total Current Liabilities)	2.51	2.65	3.20

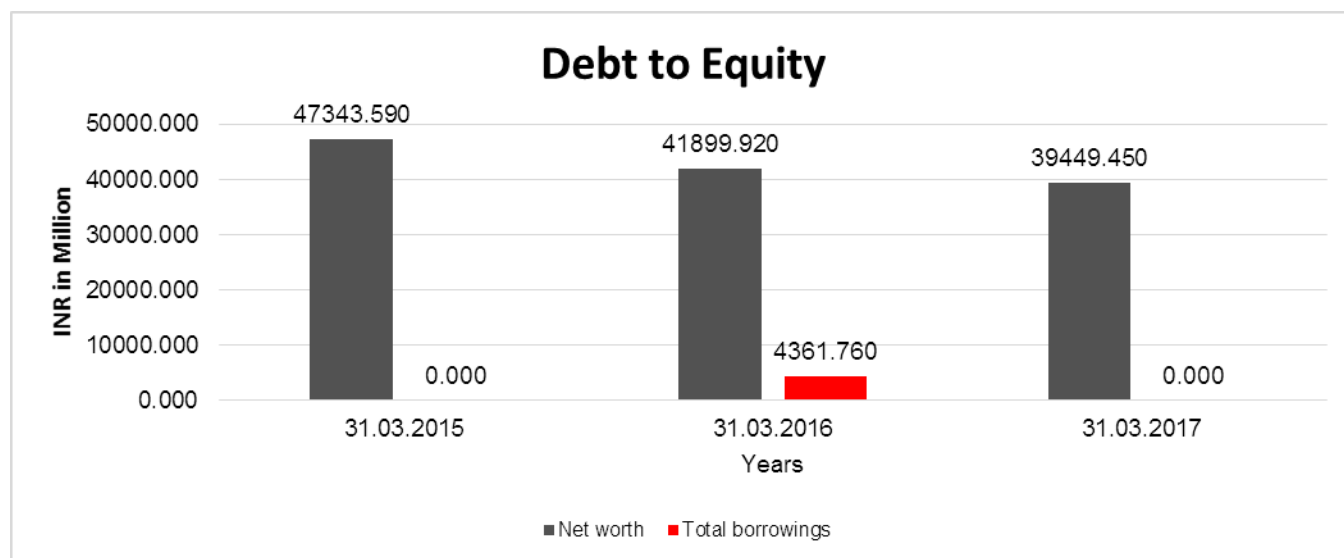
Total Liability = Short-term Debt + Long-term Debt + Current Maturities of Long-term debts

DISCLAIMER : This Report is **PRIVATE & CONFIDENTIAL** and it is prepared at the request of and for its use by the Subscriber only. The Subscriber shall use the contents of the Report merely as an aid to its business. Mira Inform Private Limited ("MIPL") has collated information/data in the Report, which have not been verified unless otherwise specifically mentioned in the Report. The Subscriber shall independently verify the accuracy and correctness of the information/data before in any way acting upon the same. MIPL shall not be liable for any harm, injury, loss or damage caused to the Subscriber due to default by the Subscriber's debtors/beneficiaries in fulfilling their obligations of any nature whatsoever. This Report or any of its portion shall not be used as a documentary evidence or otherwise before any investigative agencies or forum of law. This Report is confidential and proprietary to MIPL. The Subscriber and/or any other person(s) may not reproduce, publish or disclose any of the contents of the Report to others without the express authorization of MIPL. This Report is prepared and issued to the Subscriber without any risk, responsibility or liability on the part of MIPL or its officials.

FINANCIAL ANALYSIS
[all figures are in INR Million]

DEBT EQUITY RATIO

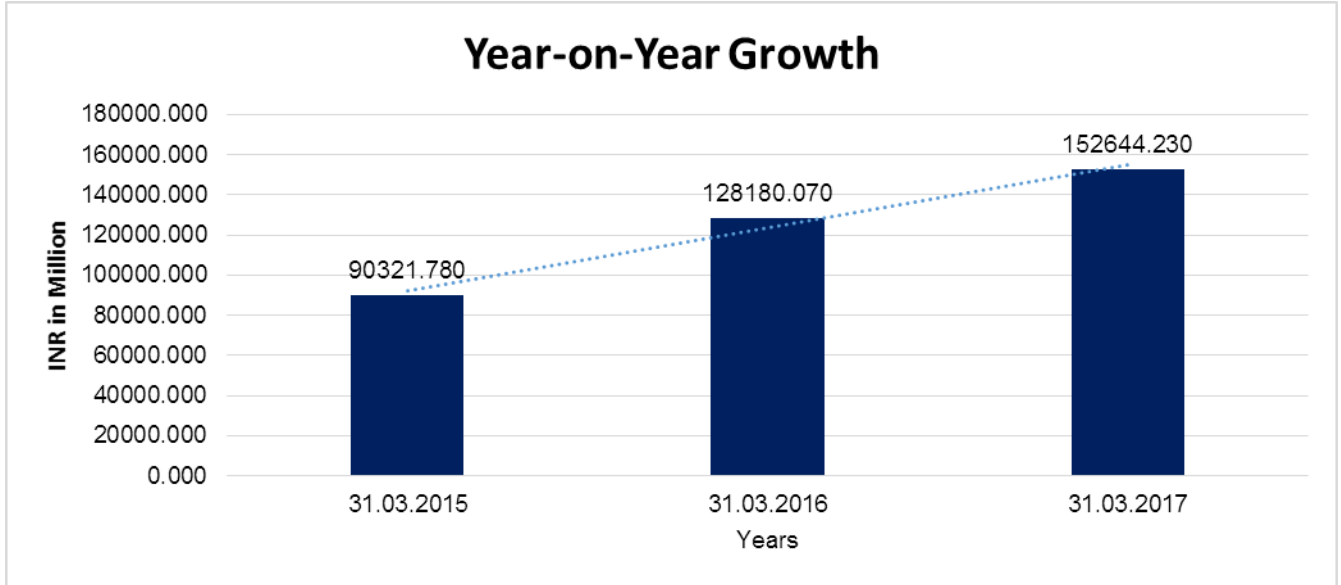
Particular	31.03.2015	31.03.2016	31.03.2017
	INR In Million	INR In Million	INR In Million
Share Capital	5.400	5.400	5.400
Reserves & Surplus	47338.190	41894.520	39444.050
Money received against share warrants	0.000	0.000	0.000
Share Application money pending allotment	0.000	0.000	0.000
Net worth	47343.590	41899.920	39449.450
long-term borrowings	0.000	0.000	0.000
Short term borrowings	0.000	4361.760	0.000
Total borrowings	0.000	4361.760	0.000
Debt/Equity ratio	0.000	0.104	0.000



YEAR-ON-YEAR GROWTH

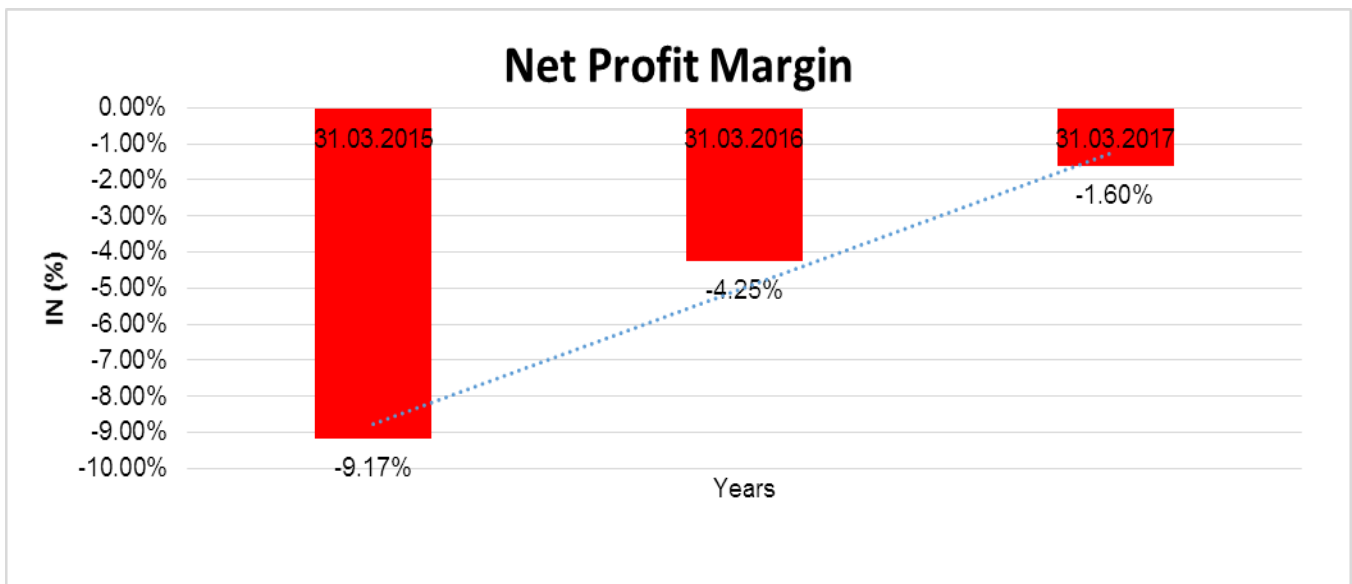
Year on Year Growth	31.03.2015	31.03.2016	31.03.2017
	INR In Million	INR In Million	INR In Million
Sales	90321.780	128180.070	152644.230
		41.915	19.086

DISCLAIMER : This Report is **PRIVATE & CONFIDENTIAL** and it is prepared at the request of and for its use by the Subscriber only. The Subscriber shall use the contents of the Report merely as an aid to its business. Mira Inform Private Limited ("MIPL") has collated information/data in the Report, which have not been verified unless otherwise specifically mentioned in the Report. The Subscriber shall independently verify the accuracy and correctness of the information/data before in any way acting upon the same. MIPL shall not be liable for any harm, injury, loss or damage caused to the Subscriber due to default by the Subscriber's debtors/beneficiaries in fulfilling their obligations of any nature whatsoever. This Report or any of its portion shall not be used as a documentary evidence or otherwise before any investigative agencies or forum of law. This Report is confidential and proprietary to MIPL. The Subscriber and/or any other person(s) may not reproduce, publish or disclose any of the contents of the Report to others without the express authorization of MIPL. This Report is prepared and issued to the Subscriber without any risk, responsibility or liability on the part of MIPL or its officials.



NET PROFIT MARGIN

Net Profit Margin	31.03.2015	31.03.2016	31.03.2017
	INR In Million	INR In Million	INR In Million
Sales	90321.780	128180.070	152644.230
Profit/(Loss)	(8282.410)	(5445.670)	(2447.330)
	(9.17%)	(4.25%)	(1.60%)



DISCLAIMER : This Report is **PRIVATE & CONFIDENTIAL** and it is prepared at the request of and for its use by the Subscriber only. The Subscriber shall use the contents of the Report merely as an aid to its business. Mira Inform Private Limited ("MIPL") has collated information/data in the Report, which have not been verified unless otherwise specifically mentioned in the Report. The Subscriber shall independently verify the accuracy and correctness of the information/data before in any way acting upon the same. MIPL shall not be liable for any harm, injury, loss or damage caused to the Subscriber due to default by the Subscriber's debtors/beneficiaries in fulfilling their obligations of any nature whatsoever. This Report or any of its portion shall not be used as a documentary evidence or otherwise before any investigative agencies or forum of law. This Report is confidential and proprietary to MIPL. The Subscriber and/or any other person(s) may not reproduce, publish or disclose any of the contents of the Report to others without the express authorization of MIPL. This Report is prepared and issued to the Subscriber without any risk, responsibility or liability on the part of MIPL or its officials.

LEGAL CASES

District and Sessions Judge, New Delhi, PHC

Case Details

Case Type: TM
Filing Number: 195/2018 Filing Date: 10-01-2018
Registration Number: 12/2018 Registration Date: 11-01-2018
CNR Number: DLND01-000285-2018

Case Status

First Hearing Date: 11th January 2018
Next Hearing Date: 05th February 2018
Stage of Case: Misc. cases
Court Number and Judge: 75-Additional District Judge(ADJ)

Petitioner and Advocate

1) M/S MARC ENTERPRISES PRIVATE LIMITED

Respondent and Advocate

1) FLIPKART INDIA PRIVATE LIMITED

Acts

Under Act(s)	Under Section(s)
Trade Mark Act 1999	136

History of Case Hearing

Registration Number	Judge	Business On Date	Hearing Date	Purpose of hearing
12/2018	Additional District Judge(ADJ)	11-01-2018	18-01-2018	Misc. cases
12/2018	Additional District Judge(ADJ)	18-01-2018	05-02-2018	Misc. cases

Orders

Order Number	Order Date	Order Details
1	11-01-2018	COPY OF JUDICIAL PROCEEDINGS
2	18-01-2018	COPY OF JUDICIAL PROCEEDINGS

LOCAL AGENCY FURTHER INFORMATION

Sr. No.	Check list by info agents	Available in Report (Yes/No)
1	Year of establishment	Yes
2	Constitution of the entity -Incorporation details	Yes
3	Locality of the entity	Yes
4	Premises details	No
5	Buyer visit details	--
6	Contact numbers	Yes
7	Name of the person contacted	No
8	Designation of contact person	No
9	Promoter's background	Yes
10	Date of Birth of Proprietor / Partners / Directors	No
11	Pan Card No. of Proprietor / Partners	No
12	Voter Id Card No. of Proprietor / Partners	No
13	Type of business	Yes
14	Line of Business	Yes
15	Export/import details (if applicable)	No
16	No. of employees	No
17	Details of sister concerns	Yes
18	Major suppliers	No
19	Major customers	No
20	Banking Details	Yes
21	Banking facility details	Yes
22	Conduct of the banking account	--
23	Financials, if provided	Yes
24	Capital in the business	Yes
25	Last accounts filed at ROC, if applicable	Yes
26	Turnover of firm for last three years	Yes
27	Reasons for variation <> 20%	--
28	Estimation for coming financial year	No
29	Profitability for last three years	Yes
30	Major shareholders, if available	Yes
31	External Agency Rating, if available	No
32	Litigations that the firm/promoter involved in	Yes
33	Market information	--
34	Payments terms	No
35	Negative Reporting by Auditors in the Annual Report	No

NOTE: The Registered address of the company has been shifted from No. 447/C, 1st Floor, 1st A Cross, 12th Main, 4th Block, Koramangala, Bangalore-560034, Karnataka, India to the present address w.e.f 06.08.2012

DISCLAIMER : This Report is **PRIVATE & CONFIDENTIAL** and it is prepared at the request of and for its use by the Subscriber only. The Subscriber shall use the contents of the Report merely as an aid to its business. Mira Inform Private Limited ("MIPL") has collated information/data in the Report, which have not been verified unless otherwise specifically mentioned in the Report. The Subscriber shall independently verify the accuracy and correctness of the information/data before in any way acting upon the same. MIPL shall not be liable for any harm, injury, loss or damage caused to the Subscriber due to default by the Subscriber's debtors/beneficiaries in fulfilling their obligations of any nature whatsoever. This Report or any of its portion shall not be used as a documentary evidence or otherwise before any investigative agencies or forum of law. This Report is confidential and proprietary to MIPL. The Subscriber and/or any other person(s) may not reproduce, publish or disclose any of the contents of the Report to others without the express authorization of MIPL. This Report is prepared and issued to the Subscriber without any risk, responsibility or liability on the part of MIPL or its officials.

CORPORATE INFORMATION

The Company was incorporated on September 19, 2011 as a private limited Company under the Companies Act, 1956. The registered office of the Company is located at Vaishnavi Summit, Ground Floor, 7th Main, 80 Feet Road, 3rd Block, Koramangala Industrial Layout, Bangalore, India. The Company is involved in the business of 'Cash and Carry Trading/Wholesale Trading' within the meaning of Schedule I of the Foreign Exchange Management (Transfer or Issue of Security by a Person Resident Outside India) Regulations, 2000 ("FDI Policy"). The Company is engaged in wholesale distribution of mobile, television, laptop, tablet, mobile accessory, footwear and clothing.

The financial statements were authorised for issue in accordance with a resolution of the directors on September 25, 2017.

BUSINESS OPERATIONS OF THE COMPANY

The Company is engaged in business of cash and carry trading/Wholesale Trading of all types of goods and products including all types of publications, electronics, electrical goods, personal products, healthcare products, home and business products, entertainment products, software's, toys, etc., on B2B basis over the internet and otherwise.

There is no change in the nature of business of the Company during the financial year under review.

RESULTS OF OPERATIONS AND STATE OF AFFAIRS OF THE COMPANY

During the financial year ended 31st March 2017, the total revenue of the Company was INR 155692.620 Million as against INR 131774.520 Million for the previous year showing 18.15% increase.

UNSECURED LOAN

PARTICULARS	31.03.2017 (INR in Million)	31.03.2016 (INR in Million)
Short-term borrowings		
Other loans and advances	0.000	927.940
Total	0.000	927.940

INDEX OF CHARGES

Charges Registered							
SN o	SRN	Charge Id	Charge Holder Name	Date of Creation	Date of Modificati on	Amount	Address
1	G943333 58	1001927 05	DEUTSC HE BANK AG	25/07/20 18	-	10161680000.0	Raheja Towers, 26- 27M.G. Road Bangalore KARNATAKA 560001

DISCLAIMER : This Report is **PRIVATE & CONFIDENTIAL** and it is prepared at the request of and for its use by the Subscriber only. The Subscriber shall use the contents of the Report merely as an aid to its business. Mira Inform Private Limited ("MIPL") has collated information/data in the Report, which have not been verified unless otherwise specifically mentioned in the Report. The Subscriber shall independently verify the accuracy and correctness of the information/data before in any way acting upon the same. MIPL shall not be liable for any harm, injury, loss or damage caused to the Subscriber due to default by the Subscriber's debtors/beneficiaries in fulfilling their obligations of any nature whatsoever. This Report or any of its portion shall not be used as a documentary evidence or otherwise before any investigative agencies or forum of law. This Report is confidential and proprietary to MIPL. The Subscriber and/or any other person(s) may not reproduce, publish or disclose any of the contents of the Report to others without the express authorization of MIPL. This Report is prepared and issued to the Subscriber without any risk, responsibility or liability on the part of MIPL or its officials.

							INDIA
2	G950586 40	1001116 36	Axis Bank Limited	07/07/20 17	09/07/2018	9500000000.0	Trishul, 3rd Floor, Opposite Samartheshwar Temple Law Garden, Ellis Bridge Ahmedabad GUJARAT 380006 INDIA
3	G299067 73	1000660 53	IDFC BANK LIMITED	14/09/20 16	-	3000000000.0	KRM Tower, 8th Floor, No. 1, Harrington Road, Chetpet Chennai TAMILNADU 600031 INDIA
4	G848756 08	1062251 0	HDFC BANK LIMITED	23/02/20 16	28/03/2018	1164432838.0	HDFC BANK HOUSE SENAPATI BAPAT MARG LOWER PAREL WEST MUMBAI MAHARASHTRA 400013 INDIA
5	G811565 72	1059146 8	KOTAK MAHINDR A BANK LIMITED	03/09/20 15	21/03/2018	501000.0	27BKC, C 27, G Block Bandra Kurla Complex, Bandra (EAST), Mumbai MAHARASHTRA 400051 INDIA

CONTINGENT LIABILITIES:

(INR in million)

PARTICULARS	31.03.2017	31.03.2016
Claims against the company not acknowledged as debt	0.160	1.120
Corporate Guarantee	3500.000	0.000
Bank guarantee	63.730	63.830
Estimated amount of contracts (net of advances) remaining to be executed on capital account and not provided for	381.930	530.510

FIXED ASSETS

- Plant and equipment
- Furniture and fixtures
- Office equipment
- Computer equipments
- Leasehold improvements

DISCLAIMER : This Report is **PRIVATE & CONFIDENTIAL** and it is prepared at the request of and for its use by the Subscriber only. The Subscriber shall use the contents of the Report merely as an aid to its business. Mira Inform Private Limited ("MIPL") has collated information/data in the Report, which have not been verified unless otherwise specifically mentioned in the Report. The Subscriber shall independently verify the accuracy and correctness of the information/data before in any way acting upon the same. MIPL shall not be liable for any harm, injury, loss or damage caused to the Subscriber due to default by the Subscriber's debtors/beneficiaries in fulfilling their obligations of any nature whatsoever. This Report or any of its portion shall not be used as a documentary evidence or otherwise before any investigative agencies or forum of law. This Report is confidential and proprietary to MIPL. The Subscriber and/or any other person(s) may not reproduce, publish or disclose any of the contents of the Report to others without the express authorization of MIPL. This Report is prepared and issued to the Subscriber without any risk, responsibility or liability on the part of MIPL or its officials.

WEBSITE DETAILS

NEWS/ PRESS RELEASES

FLIPKART OUTPACES AMAZON IN SALES GROWTH

15.08.2018

In the six months to 30 June, Flipkart sales jumped by roughly 50% as compared to Amazon India whose sales increased by 35-40%

Bengaluru: The revival in the online retail market has picked up pace this year as the sale events ahead of the September-November festival season drove strong growth at the nation's two largest e-commerce companies, Flipkart India Private Limited and Amazon India. Among the two, Flipkart, which owns the fashion retailers, Myntra and Jabong, is growing faster than Amazon, indicating the company is gaining market share over its arch-rival, even as Walmart prepares to close its purchase over the next month.

In the six months to 30 June, gross sales at Flipkart jumped by roughly 50%, according to two people familiar with the matter. Amazon India's gross sales increased by 35-40%, another person familiar with the matter said.

The strong showing by the two companies so far this year was primarily driven by multiple sale events that offer big discounts on smartphones, televisions, clothing and other products.

The growth at Flipkart and Amazon is a clear indicator that growth in the \$18 billion e-commerce market has accelerated after a revival in the second half of last year. In 2016, e-commerce expansion slowed sharply.

Flipkart and Amazon declined to comment.

The two companies disagree about who is the market leader.

Flipkart says it is ahead of Amazon, even on a standalone basis. But in a May interview to The Economic Times newspaper, Amazon India chief Amit Agarwal said the company is ahead of the Flipkart Group, in terms of both gross merchandise value (GMV) and net sales. Gross sales or GMV refers to the value of goods sold on a platform. Agarwal based his claims on an investor presentation by Walmart, which put the Flipkart Group GMV for the year ended March 2018 at \$7.5 billion, before product returns.

Agarwal didn't disclose Amazon India's GMV but said that Amazon was "pretty certain we are the leaders across all metrics".

Over the past 18 months, Amazon has repeatedly said it is ahead of Flipkart on metrics such as app downloads, desktop visits and mobile website visits. According to data from market intelligence firm SimilarWeb, which tracks website traffic, Amazon India's desktop visits continue to be higher than those of Flipkart.

Amazon has also repeatedly emphasized that its methodology of calculating gross sales could be different from Flipkart's. Amazon says it calculates gross sales after deducting product returns.

But according to executives at logistics providers, market research companies and venture capital firms, Flipkart continues to be ahead of Amazon by a slender margin. Amazon had briefly overtaken Flipkart in terms of monthly sales in July and August 2016, but Flipkart then turned around its business under the leadership of current chief executive officer (CEO) Kalyan Krishnamurthy.

In any case, analysts expect the e-commerce market to continue accelerating over the next few quarters because of faster internet connections, increasing familiarity with online shopping among consumers and heavy investments by Flipkart and Amazon on discounting, advertising and supply-chain expansion.

That bodes well for Walmart, which received approval from India's antitrust regulator Competition Commission of India for its acquisition of Flipkart, paving the way for the world's largest retailer to close the deal. Walmart will pump in \$2 billion of fresh capital into Flipkart and buy shares worth \$14 billion from current Flipkart shareholders.

COMPETITION COMMISSION OF INDIA APPROVES WALMART-FLIPKART DEAL; CAIT TO MOVE COURT

09.08.2018

The Competition Commission of India (CCI) approved Walmart's proposed \$16-billion acquisition of a majority stake in online marketplace Flipkart, paving the way for the biggest deal in the country's corporate history.

"@CCI_India approves proposed acquisition of Flipkart Private Limited by Wal-Mart International Holdings, Inc," the watchdog tweeted. A grouping of brick-and-mortar retailers threatened to go to court against the decision.

In its 12-page order, the three member CCI bench took note of concerns relating to deep discounting and preferential treatment to select sellers on the marketplace, adding that these "may merit examination from competition perspective" but are not relevant to approval of the deal.

All mergers and acquisition deals above a threshold have to be cleared by the CCI. Walmart had announced its plan to take over Flipkart in May this year.

Wal-Mart International Holdings, Inc. (Walmart), a subsidiary of Walmart Inc., had sought CCI approval for acquisition of 51-77% of Flipkart.

"Considering the facts on record and the foregoing assessment, the commission is of the opinion that the proposed combination is not likely to have an appreciable adverse effect on competition in India and therefore, the same is hereby approved in terms of Section 31(1) of the Act," CCI said in its ruling.

While noting representations by trade bodies against the deal, CCI said that "a small number of sellers in Flipkart's online marketplaces contributed to substantial sales".

"Almost all of these were customers of Flipkart in B2B segment, and hence were common customers, availing significant discounts from Flipkart in both B2B segment as well as in the online marketplaces," CCI said in its order.

"Further, the revenue earned from these common customers in the online marketplaces was relatively less vis-à-vis the non-common sellers whose sales on the platform were considerably low. It was also seen that the top common customers in the Flipkart online marketplaces were incorporated on or after 2016."

Flipkart's online retail business in India operates primarily through two main entities — business to business

(B2B) unit Flipkart India Private Limited and Flipkart Internet Private Limited, which runs the online platform Flipkart.com. The B2B unit is used to source products, for instance, exclusive launches by smartphone brands such as Xiaomi or Samsung. This B2B unit then sells the product to various vendors, which then sell these products on Flipkart.com.

These seller entities include SuperComNet, owned by Shreyash Retail; OmniTech Retail, owned by Consulting Rooms; and RetailNet, which is owned by Tech Connect Retail.

These entities emerged after the government of India said in 2016 that a single seller cannot account for more than 25% of gross sales on an online marketplace. WS Retail used to be the biggest seller on Flipkart before the regulation was issued in 2016.

"We welcome the CCI's decision," Walmart said in a statement. "We believe that the combination of Walmart's global expertise and Flipkart will position us for long-term success and enable us to contribute to the economic growth." The deal has faced opposition from trader groups as well as the Swadeshi Jagran Manch in recent months.

The Confederation of All India Traders (CAIT) said it will go to court.

"It is most unfortunate that leaving aside the objections raised by CAIT with CCI, the commission has approved the deal," CAIT secretary general Praveen Khandelwal said. "We will move the Delhi High Court and even Supreme Court if needed against the decision of CCI."

Seller body All India Online Vendors Association said the "current anti-competitive practices and violation of FDI policy as detailed in the judgement can be a problem for Indian companies held by Flipkart Singapore." CCI deemed such matters to be outside the scope of its process, a lawyer said.

"The CCI on examining the third-party representations in relation to 'predatory practices' and 'preferential treatment' to selected sellers, finds that such issues are beyond the scope of Competition Act and can be independently considered and decided by the relevant regulator in terms of the foreign direct investment policy," said Atul Pandey, partner at Khaitan and Co. Another lawyer said it may possibly reexamine the matter.

"CCI, however, has found some cause for concern the relationship between Flipkart and the seller entities controlled by it and may revisit the issue if more concerns are raised down the line," said a partner at a leading law firm.

According to the details submitted to CCI, Walmart will subscribe to ordinary shares issued by Flipkart for an aggregate purchase price of \$2 billion in cash. Walmart will also purchase the preference and ordinary shares of Tiger Global Management and SoftBank besides cofounder Sachin Bansal for about \$14 billion in cash.

All preference shares will be converted into ordinary shares. As a result, Walmart will hold approximately 51-77% of the outstanding shares of Flipkart.

WALMART MAY APPROACH I-T DEPT TO DETERMINE TAX LIABILITY IN FLIPKART DEAL

09.08.2018

New Delhi: US-retail major Walmart may approach Indian authorities seeking withholding tax certificates for determining the tax liability in the \$16 billion Flipkart buyout deal.

Following CCI's nod to the Walmart-Flipkart deal, the I-T department expects Walmart to approach it under Section 197 of the Income Tax Act within a fortnight.

We were told that the deal would be closed within a week of the Competition Commission of India (CCI) approval. So we expect them to file with the I-T authorities seeking withholding tax certificate under Section 197 within a fortnight," an I-T official said.

Under Section 197, any NRI selling shares can give reasons to Indian authorities as to why they should be taxed at a lower or nil rate in India.

Walmart last month assured the I-T department that it will fulfil all tax obligations.

Bengaluru-based e-commerce major Flipkart had in May shared share purchase agreement with tax authorities, and I-T department is currently calculating the tax rate that would be applicable for investors in Flipkart who are selling the shares to Walmart.

The I-T department is going through the share purchase agreement, reading in depth which investor has routed money from which jurisdiction and when and whether any treaty benefit apply to them, the official added.

Nangia Advisors LLP Managing Partner Rakesh Nangia said lower or nil withholding tax order obtained under Section 197 before making payment to Flipkart shall act as a provisional assessment of the transaction.

The payee can represent the case before tax authorities to determine the withholding tax implication on the transaction and the payer has to consider the lower/nil withholding tax order at the time of making payment to Flipkart, Nangia said.

Walmart on May 9 had announced that it will pay approximately \$16 billion to buy about 77 per cent stake in Flipkart.

Significant shareholders in Flipkart, like Soft Bank, Naspers, venture fund Accel Partners and eBay, have agreed to sell their shares. Also co-founder Sachin Bansal would be selling his stake to the US retail major.

The department has been reviewing Section 9 (1) of the I-T Act, which deals with indirect transfer provisions, to see if the benefits under the bilateral tax treaties with countries like Singapore and Mauritius, could be available for foreign investors selling stakes to Walmart. Singapore-registered Flipkart Private Limited holds majority stake in Flipkart India.

In May, the I-T department had written to Walmart, saying that the US company can seek guidance about the tax liability under Section 195 (2) of the I-T Act.

Under Section 195 of the Act, anyone making payment to non-residents is required to deduct tax (commonly known as withholding tax).

WS RETAIL BREAKS UP WITH OLD PARENT COMPANY FLIPKART

04.08.2018

One of the leading sellers of Indian ecommerce WS Retail has reportedly stopped selling on its former-parent marketplace Flipkart.

DISCLAIMER : This Report is **PRIVATE & CONFIDENTIAL** and it is prepared at the request of and for its use by the Subscriber only. The Subscriber shall use the contents of the Report merely as an aid to its business. Mira Inform Private Limited ("MIPL") has collated information/data in the Report, which have not been verified unless otherwise specifically mentioned in the Report. The Subscriber shall independently verify the accuracy and correctness of the information/data before in any way acting upon the same. MIPL shall not be liable for any harm, injury, loss or damage caused to the Subscriber due to default by the Subscriber's debtors/beneficiaries in fulfilling their obligations of any nature whatsoever. This Report or any of its portion shall not be used as a documentary evidence or otherwise before any investigative agencies or forum of law. This Report is confidential and proprietary to MIPL. The Subscriber and/or any other person(s) may not reproduce, publish or disclose any of the contents of the Report to others without the express authorization of MIPL. This Report is prepared and issued to the Subscriber without any risk, responsibility or liability on the part of MIPL or its officials.

Flipkart founders Sachin Bansal and Binny Bansal founded WS Retails and later sold it to investors. Earlier, WS Retail was Flipkart's in-house vendor and used to generate a bulk of its revenue before Flipkart turned into a marketplace.

Reports speculated that WS Retail's revenues declined 67% from \$2.02 Bn (INR 139000.000 Million) in FY16 to \$670.91Mn (INR 46000.000 Million) in FY17. The company reported a net loss of \$3.5 Mn (INR 24 Cr) for FY17 against a profit of around \$729.25K (INR 50.000 Million) in the previous year.

The report quoted sources to say that sales had stopped nearly a year ago.

"As Flipkart reduced its dependency on WS Retail and shifted a large chunk of its sales to other vendors, the company may have found it difficult to sustain operations," said a source.

An email query sent to Flipkart didn't elicit any response till the time of publication.

It is uncertain why it stopped conducting business on Flipkart abruptly, but development comes in line with DIPP's new FDI rules, where an ecommerce entity will not permit more than 25% of the sales effected through its marketplace from one vendor or their group companies.

Also, ecommerce entities providing marketplace will not directly or indirectly influence the sale price of goods or services and shall maintain level playing field.

The Saga of Flipkart and Its Sellers.

In past few years, several small sellers complained that ecommerce giants were preferring a few large sellers over the smaller ones.

Earlier in 2016, while Flipkart was trying to offset large contributions from a few major sellers on its platform, WS Retail was contributing around 30-40% to its overall sales.

In March 2015, Flipkart decided to reduce the reliance on WS Retail, the top seller on the online marketplace, which currently accounts for more than 80% of the platform's total sales.

The development comes at a time when Flipkart has introduced checks and balances for its sellers to audit product quality so that it can reduce its return rate from customers due to poor quality products.

At the same time, one of the vendors of Flipkart, MarcoWagon, had sent a notice to the ecommerce company for non-payment of dues and damages worth \$2.9 Mn (INR 200.000 Million). In May 2018, a group of sellers had complained about delayed or partial payments by Flipkart.

In April 2018, Flipkart filed a criminal complaint against one of its employees and one of its major suppliers, MRPL, over allegations of cheating, fraud, forgery, and breach of trust.

Flipkart is not the only one facing issues with its sellers.

Online sellers of Amazon had accused marketplace of preferential treatment to a select few sellers including Cloudtail India, one of the largest sellers of Amazon India.

Recently, AIOVA also wrote to the CCI accusing Flipkart of indulging in "unfair and discriminatory" practice of giving goods to seller entities that it controls at a discounted price through Flipkart India Private Limited.

As ecommerce industry looks to reach \$200 Bn by 2026, sellers continue to be a major stakeholder for the industry.

CMT REPORT (Corruption, Money Laundering & Terrorism]

The Public Notice information has been collected from various sources including but not limited to: **The Courts, India Prisons Service, Interpol, etc.**

1] INFORMATION ON DESIGNATED PARTY

No records exist designating subject or any of its beneficial owners, controlling shareholders or senior officers as terrorist or terrorist organization or whom notice had been received that all financial transactions involving their assets have been blocked or convicted, found guilty or against whom a judgement or order had been entered in a proceedings for violating money-laundering, anti-corruption or bribery or international economic or anti-terrorism sanction laws or whose assets were seized, blocked, frozen or ordered forfeited for violation of money laundering or international anti-terrorism laws.

2] Court Declaration :

No records exist to suggest that subject is or was the subject of any formal or informal allegations, prosecutions or other official proceeding for making any prohibited payments or other improper payments to government officials for engaging in prohibited transactions or with designated parties.

3] Asset Declaration :

No records exist to suggest that the property or assets of the subject are derived from criminal conduct or a prohibited transaction.

4] Record on Financial Crime :

Charges or conviction registered against subject: **None**

5] Records on Violation of Anti-Corruption Laws :

Charges or investigation registered against subject: **None**

6] Records on Int'l Anti-Money Laundering Laws/Standards :

Charges or investigation registered against subject: **None**

7] Criminal Records

No available information exist that suggest that subject or any of its principals have been formally charged or convicted by a competent governmental authority for any financial crime or under any formal investigation by a competent government authority for any violation of anti-corruption laws or international anti-money laundering laws or standard.

8] Affiliation with Government :

No record exists to suggest that any director or indirect owners, controlling shareholders, director, officer or employee of the company is a government official or a family member or close business associate of a Government official.

9] Compensation Package :

Our market survey revealed that the amount of compensation sought by the subject is fair and reasonable and comparable to compensation paid to others for similar services.

10] Press Report :

No press reports / filings exists on the subject.

CORPORATE GOVERNANCE

MIRA INFORM as part of its Due Diligence do provide comments on Corporate Governance to identify management and governance. These factors often have been predictive and in some cases have created vulnerabilities to credit deterioration.

Our Governance Assessment focuses principally on the interactions between a company's management, its Board of Directors, Shareholders and other financial stakeholders.

CONTRAVENTION

Subject is not known to have contravened any existing local laws, regulations or policies that prohibit, restrict or otherwise affect the terms and conditions that could be included in the agreement with the subject.

FOREIGN EXCHANGE RATES

Currency	Unit	INR
US Dollar	1	INR 70.26
UK Pound	1	INR 89.41
Euro	1	INR 80.02

INFORMATION DETAILS

Information Gathered by :	RBY
Analysis Done by :	PRY
Report Prepared by :	SUD

SCORE FACTORS

DEMERIT POINTS		
--BANK CHARGES	YES/NO	YES
--LITIGATION	YES/NO	YES
--OTHER ADVERSE INFORMATION	YES/NO	NO
MERIT POINTS		
--SOLE DISTRIBUTORSHIP	YES/NO	NO
--EXPORT ACTIVITIES	YES/NO	NO
--AFFILIATION	YES/NO	YES
--LISTED	YES/NO	NO
--OTHER MERIT FACTORS	YES/NO	YES

RATING EXPLANATIONS

Credit Rating	Explanation	Rating Comments
A++	Minimum Risk	Business dealings permissible with minimum risk of default
A+	Low Risk	Business dealings permissible with low risk of default
A	Acceptable Risk	Business dealings permissible with moderate risk of default
B	Medium Risk	Business dealings permissible on a regular monitoring basis
C	Medium High Risk	Business dealings permissible preferably on secured basis
D	High Risk	Business dealing not recommended or on secured terms only
NB	New Business	No recommendation can be done due to business in infancy stage
NT	No Trace	No recommendation can be done as the business is not traceable

NB is stated where there is insufficient information to facilitate rating. However, it is not to be considered as unfavourable.

This score serves as a reference to assess SC's credit risk and to set the amount of credit to be extended. It is calculated from a composite of weighted scores obtained from each of the major sections of this report. The assessed factors are as follows:

- Financial condition covering various ratios
- Company background and operations size
- Promoters / Management background
- Payment record
- Litigation against the subject
- Industry scenario / competitor analysis
- Supplier / Customer / Banker review (wherever available)

DISCLAIMER : This Report is **PRIVATE & CONFIDENTIAL** and it is prepared at the request of and for its use by the Subscriber only. The Subscriber shall use the contents of the Report merely as an aid to its business. Mira Inform Private Limited ("MIPL") has collated information/data in the Report, which have not been verified unless otherwise specifically mentioned in the Report. The Subscriber shall independently verify the accuracy and correctness of the information/data before in any way acting upon the same. MIPL shall not be liable for any harm, injury, loss or damage caused to the Subscriber due to default by the Subscriber's debtors/beneficiaries in fulfilling their obligations of any nature whatsoever. This Report or any of its portion shall not be used as a documentary evidence or otherwise before any investigative agencies or forum of law. This Report is confidential and proprietary to MIPL. The Subscriber and/or any other person(s) may not reproduce, publish or disclose any of the contents of the Report to others without the express authorization of MIPL. This Report is prepared and issued to the Subscriber without any risk, responsibility or liability on the part of MIPL or its officials.