

MIRA INFORM REPORT

Report No. :	525027
Report Date :	17.08.2018

IDENTIFICATION DETAILS

Name :	SCHNEIDER ELECTRIC INFRASTRUCTURE LIMITED (w.e.f. 08.12.2011)
Formerly Known As :	SMARTGRID AUTOMATION DISTRIBUTION AND SWITCHGEAR LIMITED
Registered Office :	Milestone 87, Vadodara, Halol Highway, Village Kotambi, Post Office Jarod, Vadodara – 391510, Gujarat
Mobile No.:	91-7032652272 (Mr. Revanth)
Country :	India
Financials (as on) :	31.03.2018
Date of Incorporation :	12.03.2011
Capital Investment / Paid-up Capital :	INR 478.210 Million
CIN No.: [Company Identification No.]	L31900GJ2011PLC064420
IEC No.: [Import-Export Code No.]	3411005041
TIN No.:	24192201057
PAN No.: [Permanent Account No.]	AAPCS6078Q
GSTN : [Goods & Service Tax Registration No.]	24AAPCS6078Q1ZC
Legal Form :	A Public Limited Liability Company. The Company's Shares are Listed on the Stock Exchanges
Line of Business :	The Company is engaged in the business of Manufacturing, designing, building and servicing technologically advanced products and systems for electricity

DISCLAIMER : This Report is **PRIVATE & CONFIDENTIAL** and it is prepared at the request of and for its use by the Subscriber only. The Subscriber shall use the contents of the Report merely as an aid to its business. Mira Inform Private Limited ("MIPL") has collated information/data in the Report, which have not been verified unless otherwise specifically mentioned in the Report. The Subscriber shall independently verify the accuracy and correctness of the information/data before in any way acting upon the same. MIPL shall not be liable for any harm, injury, loss or damage caused to the Subscriber due to default by the Subscriber's debtors/beneficiaries in fulfilling their obligations of any nature whatsoever. This Report or any of its portion shall not be used as a documentary evidence or otherwise before any investigative agencies or forum of law. This Report is confidential and proprietary to MIPL. The Subscriber and/or any other person(s) may not reproduce, publish or disclose any of the contents of the Report to others without the express authorization of MIPL. This Report is prepared and issued to the Subscriber without any risk, responsibility or liability on the part of MIPL or its officials.

	distribution including products such as distribution transformers, medium voltage switchgears, medium and low voltage protection relays and electricity distribution and automation equipment. [Registered Activity]
No. of Employees :	Information denied by the management

RATING & COMMENTS

(Mira Inform has adopted New Rating mechanism w.e.f. 23rd January 2017)

MIRA's Rating :	A
------------------------	---

Credit Rating	Explanation	Rating Comments
A	Acceptable Risk	Business dealings permissible with moderate risk of default

Maximum Credit Limit :	USD 1501030
Status :	Satisfactory
Payment Behaviour :	Slow but correct
Litigation :	Clear
Comments :	<p>Schneider Electric Infrastructure Limited is a step down subsidiary of "Schneider Electric Industries SAS", France. It is an established company incorporated in the year 2011 having satisfactory track record.</p> <p>The company is continuously incurring heavy losses from its operational activities.</p> <p>However, the company receives strong financial and managerial support from its ultimate parent company.</p> <p>Share price quoted high on stock exchange (share price INR 93 against face value of INR 2.00).</p> <p>It is also to be noted that "Schneider Electric" has been ranked 424th with Global Fortune 500 Companies.</p> <p>Trade relations are reported as fair. Business is active. Payments terms are seems to be slow but correct.</p> <p>In view of the aforesaid, the company can be considered for business dealing at usual trade terms and conditions.</p>

NOTES :

Any query related to this report can be made on e-mail : infodept@mirainform.com while quoting report number, name and date.

DISCLAIMER : This Report is **PRIVATE & CONFIDENTIAL** and it is prepared at the request of and for its use by the Subscriber only. The Subscriber shall use the contents of the Report merely as an aid to its business. Mira Inform Private Limited ("MIPL") has collated information/data in the Report, which have not been verified unless otherwise specifically mentioned in the Report. The Subscriber shall independently verify the accuracy and correctness of the information/data before in any way acting upon the same. MIPL shall not be liable for any harm, injury, loss or damage caused to the Subscriber due to default by the Subscriber's debtors/beneficiaries in fulfilling their obligations of any nature whatsoever. This Report or any of its portion shall not be used as a documentary evidence or otherwise before any investigative agencies or forum of law. This Report is confidential and proprietary to MIPL. The Subscriber and/or any other person(s) may not reproduce, publish or disclose any of the contents of the Report to others without the express authorization of MIPL. This Report is prepared and issued to the Subscriber without any risk, responsibility or liability on the part of MIPL or its officials.

ECGC Country Risk Classification List

Country Name	Previous Rating (31.12.2017)	Current Rating (01.04.2018)
India	A1	A1

Risk Category	ECGC Classification
Insignificant	A1
Low Risk	A2
Moderately Low Risk	B1
Moderate Risk	B2
Moderately High Risk	C1
High Risk	C2
Very High Risk	D

EXTERNAL AGENCY RATING

NOT AVAILABLE

RBI DEFAULTERS' LIST STATUS

Subject's name is not enlisted as a defaulter in the publicly available RBI Defaulters' list.

EPF (Employee Provident Fund) DEFAULTERS' LIST STATUS

Subject's name is not enlisted as a defaulter in the publicly available EPF (Employee Provident Fund) Defaulters' list as of 31-03-2018.

BIFR (Board for Industrial & Financial Reconstruction) LISTING STATUS

Subject's name is not listed as a Sick Unit in the publicly available BIFR (Board for Industrial & Financial Reconstruction) list as of 17.08.2018.

IBBI (Insolvency and Bankruptcy Board of India) LISTING STATUS

Subject's name is not listed in the publicly available IBBI (Insolvency and Bankruptcy Board of India) list as of report date.

INFORMATION DENIED BY

DISCLAIMER : This Report is **PRIVATE & CONFIDENTIAL** and it is prepared at the request of and for its use by the Subscriber only. The Subscriber shall use the contents of the Report merely as an aid to its business. Mira Inform Private Limited ("MIPL") has collated information/data in the Report, which have not been verified unless otherwise specifically mentioned in the Report. The Subscriber shall independently verify the accuracy and correctness of the information/data before in any way acting upon the same. MIPL shall not be liable for any harm, injury, loss or damage caused to the Subscriber due to default by the Subscriber's debtors/beneficiaries in fulfilling their obligations of any nature whatsoever. This Report or any of its portion shall not be used as a documentary evidence or otherwise before any investigative agencies or forum of law. This Report is confidential and proprietary to MIPL. The Subscriber and/or any other person(s) may not reproduce, publish or disclose any of the contents of the Report to others without the express authorization of MIPL. This Report is prepared and issued to the Subscriber without any risk, responsibility or liability on the part of MIPL or its officials.

Name :	Mr. Revanth
Designation :	Assistant Manager
Contact No.:	91-7032652272
Date :	13.08.2018

Tel. No.: 91-2668-664300 / 91-124-3940400 (Not working)

Tel. No.: 91-2668-664466 (Ringing)

LOCATIONS

Registered Office :	Milestone 87, Vadodara, Halol Highway, Village Kotambi, Post Office Jarod, Vadodara – 391510, Gujarat, India
Tel. No.:	91-2668-664466
Mobile No.:	91-7032652272 (Mr. Revanth)
Fax No.:	91-2668-664621
E-Mail :	company.secretary@schneider-electric.com revanth.chamarthi@schneider-electric.com bhumika.sood@schneider-electric.com
Website :	www.schneider-infra.in
Corporate Office :	9 th and 10 th Floor, DLF Building No.10, Tower C, DLF Cyber City, Phase II, Gurugram-122002, Haryana, India
Factory 1 :	Survey No. 215, Gagilapur Village, Outbullapur Mandal, District Rangareddy, Hyderabad – 500043, Telangana, India
Factory 2 (Automation Division) :	PSS – 58, MIDC Satpur, Nasik – 422007, Maharashtra, India
Tel. No.:	91-253-3915100
Factory 3 / Regional Office 1 :	Technopolis, 3 rd Floor, Wing-B, Plot - 4, Block - BP, Sector - V, Salt Lake City, Bidhan Nagar, Kolkata – 700091, West Bengal, India
Factory 4 (Equipment Division) :	Block BN 3, Sector - V, Salt Lake, Kolkata – 700091, West Bengal, India
Factory 5 (Automation Division) :	No - 172, Poonamallee, By Pass Road, Poonamalle, Chennai - 600056 Tamilnadu, India
Factory 6 (Transformer Division) :	Naini Works, P O Naini, Allahabad – 211008, Uttar Pradesh, India
Factory 7 (Automation Division) :	A-88, Sector - 57, Noida – 201301, Uttar Pradesh, India

DISCLAIMER : This Report is **PRIVATE & CONFIDENTIAL** and it is prepared at the request of and for its use by the Subscriber only. The Subscriber shall use the contents of the Report merely as an aid to its business. Mira Inform Private Limited ("MIPL") has collated information/data in the Report, which have not been verified unless otherwise specifically mentioned in the Report. The Subscriber shall independently verify the accuracy and correctness of the information/data before in any way acting upon the same. MIPL shall not be liable for any harm, injury, loss or damage caused to the Subscriber due to default by the Subscriber's debtors/beneficiaries in fulfilling their obligations of any nature whatsoever. This Report or any of its portion shall not be used as a documentary evidence or otherwise before any investigative agencies or forum of law. This Report is confidential and proprietary to MIPL. The Subscriber and/or any other person(s) may not reproduce, publish or disclose any of the contents of the Report to others without the express authorization of MIPL. This Report is prepared and issued to the Subscriber without any risk, responsibility or liability on the part of MIPL or its officials.

Regional Office 2 :	Unit No. 1141/1142 Building No. 11, 4 th Floor, Solitaire Park, Andheri Kurla Road, Chakala, Andheri (East), Mumbai – 400059, Maharashtra, India
Branch Office 1 :	SCO 15, 2 nd Floor, Sec-26, Madhya Marg , Chandigarh – 160019, India
Branch Office 2 :	309, 3 rd Floor, Jaipur Business Centre, Sangam Tower, Church Road, Jaipur – 302001, Rajasthan, India
Branch Office 3 :	27/2A, First Floor, Asha Bhavan, Gokhle Marg, Lucknow – 226001, Uttar Pradesh, India
Branch Office 4 :	A-3/1, L Road, Bistupur, Jamshedpur – 831001, Jharkand, India
Branch Office 5 :	G S Road, 406, Orion Tower, Christanbasty, Guwahati – 781005, Assam, India
Branch Office 6 :	Plot - 14, Forest Park, Bhubaneshwar – 751009, Orissa, India
Branch Office 7 :	305, 'Concorde' RC Dutt Road, Alkapuri, Vadodara – 390007, Gujarat, India
Branch Office 8 :	42/A, Space House, Opposite Shree Krishna Centre, Mithakhali Six Road, Ahmedabad – 380009, Gujarat, India
Branch Office 9 :	Fortune Business Centre, 1st Floor, 6, Vasant Vihar, W H C Road, Shankar Nagar, Nagpur – 440010, Maharashtra, India
Branch Office 10 :	2 nd Floor, RB Business Centre, Above PUMA Showroom, Sanghvi Nagar, Aundh, Pune – 411007, Maharashtra, India
Other Regional Offices :	<p>Also Located At:</p> <ul style="list-style-type: none"> • Uttar Pradesh • Karnataka • Andhra Pradesh • Tamilnadu

DIRECTORS

AS ON 31.03.2018

Name :	Mr. Vinod Kumar Dhall
Designation :	Chairman
Address :	Dewan Manohar House B-88, Sector-51, Noida-201301, Uttar Pradesh, India
Date of Appointment :	16.12.2011
DIN No.:	02591373
Name :	Mr. Prakash Kumar Chandraker
Designation :	Managing Director

DISCLAIMER : This Report is **PRIVATE & CONFIDENTIAL** and it is prepared at the request of and for its use by the Subscriber only. The Subscriber shall use the contents of the Report merely as an aid to its business. Mira Inform Private Limited ("MIPL") has collated information/data in the Report, which have not been verified unless otherwise specifically mentioned in the Report. The Subscriber shall independently verify the accuracy and correctness of the information/data before in any way acting upon the same. MIPL shall not be liable for any harm, injury, loss or damage caused to the Subscriber due to default by the Subscriber's debtors/beneficiaries in fulfilling their obligations of any nature whatsoever. This Report or any of its portion shall not be used as a documentary evidence or otherwise before any investigative agencies or forum of law. This Report is confidential and proprietary to MIPL. The Subscriber and/or any other person(s) may not reproduce, publish or disclose any of the contents of the Report to others without the express authorization of MIPL. This Report is prepared and issued to the Subscriber without any risk, responsibility or liability on the part of MIPL or its officials.

Address :	1610-B, Beverly Park LL, M.G. Road, Gurugram-122002, Haryana, India
Date of Appointment :	16.12.2011
DIN No.:	05150366
Name :	Mr. Vivek Sarwate
Designation :	Whole-time Director
Address :	5 Nirmala Flats 52, Suvarnapuri Society Chikuwadi Jetal Pur Road, Vadodara-390007, Gujarat, India
Date of Appointment :	04.02.2016
DIN No.:	07424152
Name :	Mr. Ranjan Pant
Designation :	Director
Address :	Portion-B, 10-A Kasturba Gandhi Marg, New Delhi-110001, India
Date of Appointment :	16.12.2011
DIN No.:	00005410
Name :	Mr. Subramanian Vishar Vasudevan
Designation :	Director
Address :	Flat No. D-102, Road No.12 Fortune Enclave-Block-D, Banjara Hills, Hyderabad-500034, Telangana, India
Date of Appointment :	11.06.2013
DIN No.:	00130205
Name :	Mr. Sugata Sircar
Designation :	Director
Address :	Apt D-1402, Palm Springs Golf Course Road, Sector-54, Gurugram-122003, Haryana, India
Date of Appointment :	02.11.2014
DIN No.:	01119161
Name :	Mr. Anil Chaudhry
Designation :	Director
Address :	Apartment No. C 061, The Belaire DLF City Phase 5, Golf Course Road, Gurugram-122001, Haryana, India
Date of Appointment :	12.03.2011
DIN No.:	03213517
Name :	Mr. Bidisha Nagaraj
Designation :	Additional Director
Address :	102, Footprints, 7th Main, 7th Cross Indiranagar, Bangalore-560008, Karnataka, India
Date of Appointment :	07.03.2018
DIN No.:	08080159
Name :	Ms. Sonali Kaushik
Designation :	Director

KEY EXECUTIVES

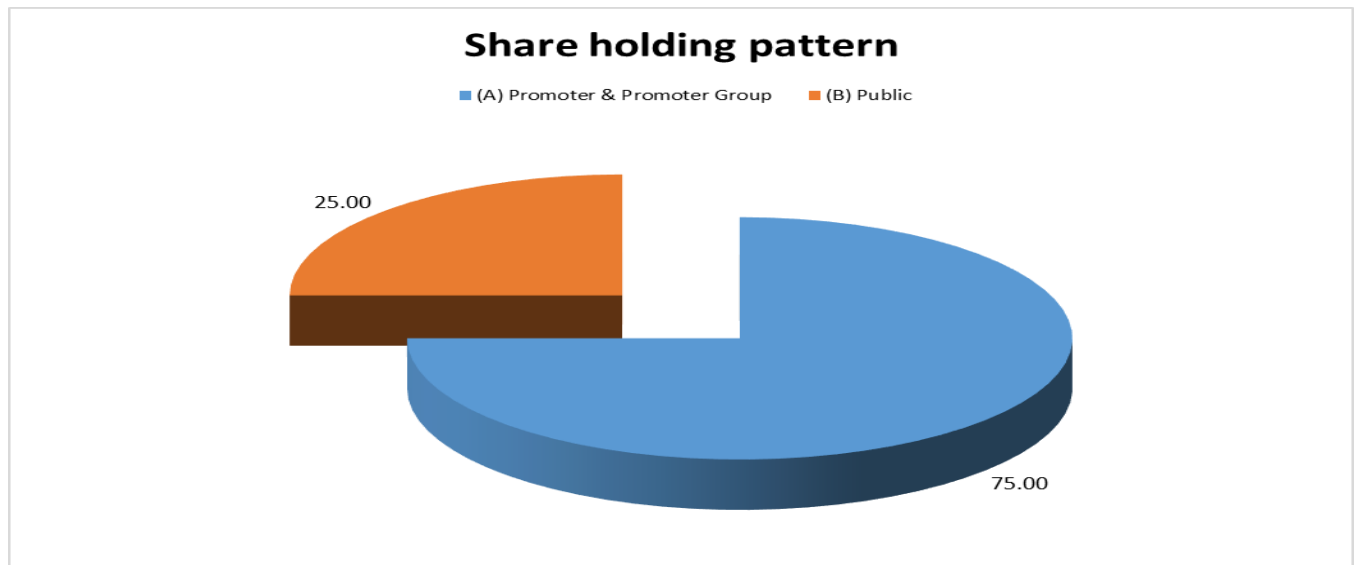
Name :	Mr. Arnab Roy
Designation :	Company Financial Officer
Address :	Flat No. C 93, Trinity Tower, DLF Phase-5, Gurugram-122002, Haryana, India
Date of Appointment :	08.03.2017
PAN No.:	AEXPR4552H
Name :	Mr. Anil Rustgi
Designation :	Company Secretary and Compliance Officer
Address :	135, Medha Apartments, Mayur Vihar, Phase 1, New Delhi-110091, India
Date of Appointment :	15.05.2015
PAN No.:	AAEPR3898P
Name :	Mr. Prakash Kumar Chandraker
Designation :	Chief Executive Officer
Address :	1610-B, Beverly Park II, M.G. Road, Gurugram-122002, Haryana, India
Date of Appointment :	08.08.2016
PAN No.:	AALPC9112G
Name :	Mr. Revanth
Designation :	Assistant Manager
COMMITTEES OF DIRECTORS :	
Nomination and Remuneration Committee :	<ul style="list-style-type: none"> • Mr. Subramanian Vishar Vasudevan, Chairman • Mr. Anil Chaudhry • Mr. Ranjan Pant • Mr. Vinod Kumar Dhall
Corporate Social Responsibility (CSR) Committee :	<ul style="list-style-type: none"> • Mr. Prakash Kumar Chandraker • Mr. Ranjan Pant • Mr. Subramanian Vishar Vasudevan
Risk Management Committee :	<ul style="list-style-type: none"> • Mr. Prakash Kumar Chandraker • Mr. Ranjan Pant • Mr. Vishar Subramanian Vasudevan
Stakeholder's Relationship Committee :	<ul style="list-style-type: none"> • Mr. Vishar Subramanian Vasudevan, Chairman • Mr. Prakash Kumar Chandraker • Mr. Ranjan Pant
Audit Committee :	<ul style="list-style-type: none"> • Mr. Vinod Kumar Dhall - Chairman • Mr. Ranjan Pant • Mr. Sugata Sircar • Mr. Vishar Subramanian Vasudevan

DISCLAIMER : This Report is **PRIVATE & CONFIDENTIAL** and it is prepared at the request of and for its use by the Subscriber only. The Subscriber shall use the contents of the Report merely as an aid to its business. Mira Inform Private Limited ("MIPL") has collated information/data in the Report, which have not been verified unless otherwise specifically mentioned in the Report. The Subscriber shall independently verify the accuracy and correctness of the information/data before in any way acting upon the same. MIPL shall not be liable for any harm, injury, loss or damage caused to the Subscriber due to default by the Subscriber's debtors/beneficiaries in fulfilling their obligations of any nature whatsoever. This Report or any of its portion shall not be used as a documentary evidence or otherwise before any investigative agencies or forum of law. This Report is confidential and proprietary to MIPL. The Subscriber and/or any other person(s) may not reproduce, publish or disclose any of the contents of the Report to others without the express authorization of MIPL. This Report is prepared and issued to the Subscriber without any risk, responsibility or liability on the part of MIPL or its officials.

SHAREHOLDING PATTERN

AS ON JUNE 2018

Category of shareholder	Total nos. shares held	Shareholding as a % of total no. of shares (calculated as per SCRR, 1957)As a % of (A+B+C2)
(A) Promoter & Promoter Group	179328026	75.00
(B) Public	59776009	25.00
Grand Total	239104035	100.00



STATEMENT SHOWING SHAREHOLDING PATTERN OF THE PROMOTER AND PROMOTER GROUP

Category of shareholder	Total nos. shares held	Shareholding as a % of total no. of shares (calculated as per SCRR, 1957)As a % of (A+B+C2)
A1) Indian		0.00
Any Other (specify)	168735367	70.57
Energy Grid Automation Transformers and Switchgears India Private Limited	168735367	70.57
Sub Total A1	168735367	70.57
A2) Foreign		0.00
Any Other (specify)	10592659	4.43
Schneider Electric Singapore Pte Limited	10592659	4.43
Sub Total A2	10592659	4.43

DISCLAIMER : This Report is **PRIVATE & CONFIDENTIAL** and it is prepared at the request of and for its use by the Subscriber only. The Subscriber shall use the contents of the Report merely as an aid to its business. Mira Inform Private Limited ("MIPL") has collated information/data in the Report, which have not been verified unless otherwise specifically mentioned in the Report. The Subscriber shall independently verify the accuracy and correctness of the information/data before in any way acting upon the same. MIPL shall not be liable for any harm, injury, loss or damage caused to the Subscriber due to default by the Subscriber's debtors/beneficiaries in fulfilling their obligations of any nature whatsoever. This Report or any of its portion shall not be used as a documentary evidence or otherwise before any investigative agencies or forum of law. This Report is confidential and proprietary to MIPL. The Subscriber and/or any other person(s) may not reproduce, publish or disclose any of the contents of the Report to others without the express authorization of MIPL. This Report is prepared and issued to the Subscriber without any risk, responsibility or liability on the part of MIPL or its officials.

A=A1+A2	179328026	75.00
----------------	------------------	--------------

STATEMENT SHOWING SHAREHOLDING PATTERN OF THE PUBLIC SHAREHOLDER

Category & Name of the Shareholders	Total no. shares held	Shareholding % calculated as per SCRR, 1957 As a % of (A+B+C2)
B1) Institutions		0.00
Mutual Funds/	16327072	6.83
Foreign Portfolio Investors	547535	0.23
Financial Institutions/ Banks	160622	0.07
Insurance Companies	6464669	2.70
Sub Total B1	23499898	9.83
B2) Central Government/ State Government(s)/ President of India		0.00
Central Government/ State Government(s)/ President of India	1405	0.00
Sub Total B2	1405	0.00
B3) Non-Institutions		0.00
Individual share capital upto INR 0.200 Million	26466306	11.07
Individual share capital in excess of INR 0.200 Million	4665542	1.95
AKASH BHANSHALI	3637268	1.52
Any Other (specify)	5142858	2.15
Non-Resident Indian (NRI)	1179630	0.49
Bodies Corporate	3885644	1.63
Foreign Nationals	655	0.00
Trusts	23080	0.01
Clearing Members	53849	0.02
Sub Total B3	36274706	15.17
B=B1+B2+B3	59776009	25.00

BUSINESS DETAILS

Line of Business :	The Company is engaged in the business of Manufacturing, designing, building and servicing technologically advanced products and systems for electricity distribution including products such as distribution transformers, medium voltage switchgears, medium and low voltage protection relays and electricity distribution and automation equipment. [Registered Activity]
Products / Services :	<ul style="list-style-type: none"> • Switchgear • Ring Main Units • Transformers • Automation equipment

DISCLAIMER : This Report is **PRIVATE & CONFIDENTIAL** and it is prepared at the request of and for its use by the Subscriber only. The Subscriber shall use the contents of the Report merely as an aid to its business. Mira Inform Private Limited ("MIPL") has collated information/data in the Report, which have not been verified unless otherwise specifically mentioned in the Report. The Subscriber shall independently verify the accuracy and correctness of the information/data before in any way acting upon the same. MIPL shall not be liable for any harm, injury, loss or damage caused to the Subscriber due to default by the Subscriber's debtors/beneficiaries in fulfilling their obligations of any nature whatsoever. This Report or any of its portion shall not be used as a documentary evidence or otherwise before any investigative agencies or forum of law. This Report is confidential and proprietary to MIPL. The Subscriber and/or any other person(s) may not reproduce, publish or disclose any of the contents of the Report to others without the express authorization of MIPL. This Report is prepared and issued to the Subscriber without any risk, responsibility or liability on the part of MIPL or its officials.

Brand Names :	Not Available
Agencies Held :	Not Available
Exports :	Not Divulged
Imports :	Not Divulged
Terms :	Not Divulged

PRODUCTION STATUS – (NOT AVAILABLE)

GENERAL INFORMATION

Suppliers :	Reference :	Not Divulged
	Name of the Person :	--
	Contact No.:	--
	Since How Long Known :	--
	Maximum Limit Dealt :	--
	Experience :	--
	Remark :	--
Customers :	Reference :	Not Divulged
	Name of the Person :	--
	Contact No.:	--
	Since How Long Known :	--
	Maximum Limit Dealt :	--
	Experience :	--
	Remark :	--
No. of Employees :	Information denied by the management	
Bankers :	Bank Name	Not Divulged
	Branch	--
	Person Name (With Designation)	--
	Contact Number	--
	Name of Account Holder	--
	Account Number	--
	Account Since (Date/Year of Account Opening)	--
	Average Balance Maintained (If Possible)	--
	Credit Facilities Enjoyed (If any)	--
Account Operation	--	

DISCLAIMER : This Report is **PRIVATE & CONFIDENTIAL** and it is prepared at the request of and for its use by the Subscriber only. The Subscriber shall use the contents of the Report merely as an aid to its business. Mira Inform Private Limited ("MIPL") has collated information/data in the Report, which have not been verified unless otherwise specifically mentioned in the Report. The Subscriber shall independently verify the accuracy and correctness of the information/data before in any way acting upon the same. MIPL shall not be liable for any harm, injury, loss or damage caused to the Subscriber due to default by the Subscriber's debtors/beneficiaries in fulfilling their obligations of any nature whatsoever. This Report or any of its portion shall not be used as a documentary evidence or otherwise before any investigative agencies or forum of law. This Report is confidential and proprietary to MIPL. The Subscriber and/or any other person(s) may not reproduce, publish or disclose any of the contents of the Report to others without the express authorization of MIPL. This Report is prepared and issued to the Subscriber without any risk, responsibility or liability on the part of MIPL or its officials.

	Remarks (If any)	--
--	-------------------------	----

Auditors :	
Name :	S.R Batliboi and Company LLP Chartered Accountants
Address :	Golf View, Corporate Tower B, Sector 42, Sector Road, Gurugram - 122002, Haryana, India
Tel. No.:	91-124-4644000
Fax No.:	91-124-4644050
Memberships :	Not Available
Collaborators :	Not Available
Holding Company : (As on 31.03.2017)	Energy Grid Automation Transformers and Switchgears India Private Limited
Ultimate Holding Company : (As on 31.03.2017)	Schneider Electric Industries SAS, France
Parent of Holding Company and Others : (As on 31.03.2017)	Schneider Electric Singapore Pte. Limited, Singapore
Fellow Subsidiaries : (As on 31.03.2017)	<ul style="list-style-type: none"> • Schneider Electric Industries SAS, France • Schneider Electric India Private Limited, India • France Transfo SAS, France • Manufacturas Electricas Sa, Spain • Power Measurement Limited, Canada • Societe Electrique D'Aubenas SAS, France • Schneider (Beijing) Medium and Low Voltage Company Limited, China • Schneider Electric (Xiamen) Switchgear Company Limited, China • Schneider Electric (Australia) Pty. Limited, Australia • Schneider Electric Energy France SAS, France • Schneider Electric Espana Sa, Spain • Schneider Electric France SAS, France • Schneider Electric Energy, France • Schneider Electric Gmbh, Germany • Schneider Electric IT Business India Private Limited, India • Schneider Electric IT Vietnam Limited, Vietnam • Schneider Electric Limited, United Kingdom • Schneider Electric Logistics Asia Pte. Limited, Singapore • Schneider Electric Protection Et Controle SAS, France • Schneider Electric S.P.A., Italy • Schneider Electric Sachsenwerk Gmbh, Germany • Schneider Electric South East Asia (HQ) Pte. Limited, Singapore

	<ul style="list-style-type: none"> • Schneider Electric Telecontrol SAS, France • Schneider Electric Usa, Ince., USA • Schneider Electric Sanayi ve Ticaret AS, Turkey • Schneider Switchgear (Suzhou) Company Limited, China • Schneider (Suzhou) Transformers Company Limited, China • Shanghai Schneider Electric Power Automation Company. Limited, China • Shanghai Electric Services International Sprl, Belgium • Vamp Oy, Finland • Invensys Development Centre India Private Limited, India • Luminous Power Technologies Private Limited, India • Pt Schneider Electric Indonesia, Indonesia • Schneider (Thailand) Limited, Thailand • Schneider Electric A.E.B.E, Greece • Schneider Electric Argentina, Argentina • Schneider Electric Asia Pacific Limited, Hong Kong • Schneider Electric Brazil Ltda, Brazil • Schneider Electric Canada Inc., Canada • Schneider Electric Systems Colombia Ltda, Colombia • Schneider Electric D-O-O- Croatia • Schneider Electric De Colombia Sa, Colombia • Schneider Electric Distribution Company, Egypt • Schneider Electric East Mediterranean Sal, Lebanon • Schneider Electric Energy UK Limited, United Kingdom • Schneider Electric FZE, United Arab Emirates • Schneider Electric Industries (M) Sdn Bhd, Malaysia • Schneider Electric Korea Limited (Ex-Samwha Eocr Company Limited), South Korea • Invensys India Private Limited, India • Schneider Electric O.N. Lic, Oman • Schneider Electric Dms Ns, Serbia • Schneider Electric President Systems Limited, India • Schneider Electric Overseas Asia Pte. Limited, Singapore • Schneider Electric Polska Sp., Poland • Schneider Electric Services Llc, Qatar • Schneider Electric Vietnam Company Limited, Vietnam
--	---

CAPITAL STRUCTURE

AS ON 31.03.2018

Authorised Capital : Not Available

Issued, Subscribed & Paid-up Capital : INR 478.210 Million

DISCLAIMER : This Report is **PRIVATE & CONFIDENTIAL** and it is prepared at the request of and for its use by the Subscriber only. The Subscriber shall use the contents of the Report merely as an aid to its business. Mira Inform Private Limited ("MIPL") has collated information/data in the Report, which have not been verified unless otherwise specifically mentioned in the Report. The Subscriber shall independently verify the accuracy and correctness of the information/data before in any way acting upon the same. MIPL shall not be liable for any harm, injury, loss or damage caused to the Subscriber due to default by the Subscriber's debtors/beneficiaries in fulfilling their obligations of any nature whatsoever. This Report or any of its portion shall not be used as a documentary evidence or otherwise before any investigative agencies or forum of law. This Report is confidential and proprietary to MIPL. The Subscriber and/or any other person(s) may not reproduce, publish or disclose any of the contents of the Report to others without the express authorization of MIPL. This Report is prepared and issued to the Subscriber without any risk, responsibility or liability on the part of MIPL or its officials.

AS ON 31.03.2017

Authorised Capital :

No. of Shares	Type	Value	Amount
250000000	Equity Shares	INR 2/- each	INR 500.000 Million
180000000	Preference shares	INR 10/- each	INR 1800.000 Million
	Total		INR 2300.000 Million

Issued, Subscribed & Paid-up Capital :

No. of Shares	Type	Value	Amount
239104035	Equity Shares	INR 2/- each	INR 478.210 Million
172000000	Preference shares	INR 10/- each	INR 1720.000 Million
	Total		INR 2198.210 Million

FINANCIAL DATA
[all figures are INR Million]

ABRIDGED BALANCE SHEET

SOURCES OF FUNDS	31.03.2018	31.03.2017	31.03.2016
I. EQUITY AND LIABILITIES			
(1) Shareholders' Funds			
(a) Share Capital	478.210	2198.210	2198.210
(b) Reserves & Surplus	47.150	(1408.000)	190.230
(c) Money received against share warrants	0.000	0.000	0.000
(2) Share Application money pending allotment	0.000	0.000	0.000
Total Shareholders' Funds (1) + (2)	525.360	790.210	2388.440
(3) Non-Current Liabilities			
(a) long-term borrowings	1065.390	650.000	915.000
(b) Deferred tax liabilities (Net)	28.020	0.000	0.000
(c) Other long term liabilities	0.000	0.000	0.000
(d) long-term provisions	109.210	205.560	209.440
Total Non-current Liabilities (3)	1202.620	855.560	1124.440
(4) Current Liabilities			
(a) Short term borrowings	2330.580	3197.480	837.900
(b) Trade payables	6432.610	4901.700	7299.320
(c) Other current liabilities	1949.380	697.960	463.710
(d) Short-term provisions	403.590	1004.550	786.000
Total Current Liabilities (4)	11116.160	9801.690	9386.930
TOTAL	12844.140	11447.460	12899.810
II. ASSETS			
(1) Non-current assets			
(a) Fixed Assets			
(i) Tangible assets	3457.130	1752.110	1837.910
(ii) Intangible Assets	79.930	86.180	0.000
(iii) Capital work-in-progress	51.870	151.140	74.650
(iv) Intangible assets under development	0.000	0.000	0.000
(b) Non-current Investments	0.000	0.000	0.000
(c) Deferred tax assets (net)	0.000	0.000	0.000
(d) Long-term Loan and Advances	0.000	467.570	356.500
(e) Other Non-current assets	856.520	0.000	144.860
Total Non-Current Assets	4445.450	2457.000	2413.920

DISCLAIMER : This Report is **PRIVATE & CONFIDENTIAL** and it is prepared at the request of and for its use by the Subscriber only. The Subscriber shall use the contents of the Report merely as an aid to its business. Mira Inform Private Limited ("MIPL") has collated information/data in the Report, which have not been verified unless otherwise specifically mentioned in the Report. The Subscriber shall independently verify the accuracy and correctness of the information/data before in any way acting upon the same. MIPL shall not be liable for any harm, injury, loss or damage caused to the Subscriber due to default by the Subscriber's debtors/beneficiaries in fulfilling their obligations of any nature whatsoever. This Report or any of its portion shall not be used as a documentary evidence or otherwise before any investigative agencies or forum of law. This Report is confidential and proprietary to MIPL. The Subscriber and/or any other person(s) may not reproduce, publish or disclose any of the contents of the Report to others without the express authorization of MIPL. This Report is prepared and issued to the Subscriber without any risk, responsibility or liability on the part of MIPL or its officials.

(2) Current assets			
(a) Current investments	0.000	0.000	0.000
(b) Inventories	2716.520	2200.530	2287.640
(c) Trade receivables	3970.720	5104.980	6679.250
(d) Cash and cash equivalents	509.700	209.690	12.700
(e) Short-term loans and advances	0.000	1437.730	1436.990
(f) Other current assets	1201.750	37.530	69.310
Total Current Assets	8398.690	8990.460	10485.890
TOTAL	12844.140	11447.460	12899.810

PROFIT & LOSS ACCOUNT

PARTICULARS	31.03.2018	31.03.2017	31.03.2016
SALES			
Income	13336.550	12648.690	14026.070
Other Income	247.470	260.750	106.080
TOTAL	13584.020	12909.440	14132.150
Less EXPENSES			
Cost of materials and components consumed	9676.050	8622.520	10100.080
Purchases of Stock-in-Trade	163.950	115.490	124.730
Changes in inventories of finished goods, work-in-progress and Stock-in-Trade	(476.510)	22.160	(144.810)
Employees benefits expense	1845.760	1710.490	1681.770
Excise duty on sale of goods	196.830	0.000	0.000
Exceptional items	0.000	72.340	17.310
Other expenses	2120.380	3384.740	1849.200
TOTAL	13526.460	13927.740	13628.280
PROFIT / (LOSS) BEFORE INTEREST, TAX, DEPRECIATION AND AMORTISATION	57.560	(1018.300)	503.870
Less FINANCIAL EXPENSES	435.510	324.860	428.000
PROFIT / (LOSS) BEFORE TAX, DEPRECIATION AND AMORTISATION	(377.950)	(1343.160)	75.870
Less DEPRECIATION/ AMORTISATION	268.770	255.070	257.820
PROFIT/ (LOSS) BEFORE TAX	(646.720)	(1598.230)	(181.950)
Less TAX	0.000	0.000	0.000
PROFIT/ (LOSS) AFTER TAX	(646.720)	(1598.230)	(181.950)

DISCLAIMER : This Report is **PRIVATE & CONFIDENTIAL** and it is prepared at the request of and for its use by the Subscriber only. The Subscriber shall use the contents of the Report merely as an aid to its business. Mira Inform Private Limited ("MIPL") has collated information/data in the Report, which have not been verified unless otherwise specifically mentioned in the Report. The Subscriber shall independently verify the accuracy and correctness of the information/data before in any way acting upon the same. MIPL shall not be liable for any harm, injury, loss or damage caused to the Subscriber due to default by the Subscriber's debtors/beneficiaries in fulfilling their obligations of any nature whatsoever. This Report or any of its portion shall not be used as a documentary evidence or otherwise before any investigative agencies or forum of law. This Report is confidential and proprietary to MIPL. The Subscriber and/or any other person(s) may not reproduce, publish or disclose any of the contents of the Report to others without the express authorization of MIPL. This Report is prepared and issued to the Subscriber without any risk, responsibility or liability on the part of MIPL or its officials.

	EARNINGS IN FOREIGN CURRENCY			
	F.O.B. Value of Exports	NA	729.520	921.600
	Other services income	NA	102.930	127.750
	Subvention from corporate	NA	0.000	0.000
	TOTAL EARNINGS	NA	832.450	1049.350
	IMPORTS			
	Raw Materials and components	NA	2753.320	2653.860
	Stores and spare parts	NA	2.580	4.190
	Traded goods	NA	115.310	73.210
	Capital Goods	NA	201.590	4.050
	TOTAL IMPORTS	NA	3072.800	2735.310
	Earnings / (Loss) Per Share (INR)	(2.72)	(7.38)	(0.90)

CURRENT MATURITIES OF LONG TERM DEBT DETAILS

Particulars	31.03.2018	31.03.2017	31.03.2016
Current Maturities of Long term debt	NA	NA	NA
Cash generated from operations	NA	(1340.030)	64.490
Net cash flow from (used in) operations	NA	(1347.050)	52.430

QUARTERLY RESULTS

PARTICULARS			30.06.2018 1 st Quarter (Unaudited)
Net Sales			3433.150
Total Expenditure			3211.890
PBIDT (Excluding Other Income)			221.260
Other Income			48.520
Operating Profit			269.780
Interest			105.830
Exceptional Items			(16.760)
PBDT			147.190
Depreciation			70.490
Profit Before Tax			76.700
Tax			NA
Provisions and contingencies			NA
Profit After Tax			76.700
Extraordinary Items			NA

DISCLAIMER : This Report is **PRIVATE & CONFIDENTIAL** and it is prepared at the request of and for its use by the Subscriber only. The Subscriber shall use the contents of the Report merely as an aid to its business. Mira Inform Private Limited ("MIPL") has collated information/data in the Report, which have not been verified unless otherwise specifically mentioned in the Report. The Subscriber shall independently verify the accuracy and correctness of the information/data before in any way acting upon the same. MIPL shall not be liable for any harm, injury, loss or damage caused to the Subscriber due to default by the Subscriber's debtors/beneficiaries in fulfilling their obligations of any nature whatsoever. This Report or any of its portion shall not be used as a documentary evidence or otherwise before any investigative agencies or forum of law. This Report is confidential and proprietary to MIPL. The Subscriber and/or any other person(s) may not reproduce, publish or disclose any of the contents of the Report to others without the express authorization of MIPL. This Report is prepared and issued to the Subscriber without any risk, responsibility or liability on the part of MIPL or its officials.

Prior Period Expenses			NA
Other Adjustments			NA
Net Profit			76.700

KEY RATIOS

EFFICIENCY RATIOS

PARTICULARS	31.03.2018	31.03.2017	31.03.2016
Average Collection Days (Sundry Debtors / Income * 365)	108.67	147.31	173.81
Account Receivables Turnover (Income / Sundry Debtors)	3.36	2.48	2.10
Average Payment Days (Sundry Creditors / Purchases * 365 Days)	238.61	204.75	260.57
Inventory Turnover (Operating Income / Inventories)	0.02	(0.46)	0.22
Asset Turnover (Operating Income / Net Fixed Assets)	0.02	(0.51)	0.26

LEVERAGE RATIOS

PARTICULARS	31.03.2018	31.03.2017	31.03.2016
Debt Ratio ((Borrowing + Current Liabilities) / Total Assets)	0.95	0.91	0.80
Debt Equity Ratio (Total Liability / Networth)	6.46	4.87	0.73
Current Liabilities to Networth (Current Liabilities / Net Worth)	21.16	12.40	3.93
Fixed Assets to Networth (Net Fixed Assets / Networth)	6.83	2.52	0.80
Interest Coverage Ratio (PBIT / Financial Charges)	0.13	(3.13)	1.18

DISCLAIMER : This Report is **PRIVATE & CONFIDENTIAL** and it is prepared at the request of and for its use by the Subscriber only. The Subscriber shall use the contents of the Report merely as an aid to its business. Mira Inform Private Limited ("MIPL") has collated information/data in the Report, which have not been verified unless otherwise specifically mentioned in the Report. The Subscriber shall independently verify the accuracy and correctness of the information/data before in any way acting upon the same. MIPL shall not be liable for any harm, injury, loss or damage caused to the Subscriber due to default by the Subscriber's debtors/beneficiaries in fulfilling their obligations of any nature whatsoever. This Report or any of its portion shall not be used as a documentary evidence or otherwise before any investigative agencies or forum of law. This Report is confidential and proprietary to MIPL. The Subscriber and/or any other person(s) may not reproduce, publish or disclose any of the contents of the Report to others without the express authorization of MIPL. This Report is prepared and issued to the Subscriber without any risk, responsibility or liability on the part of MIPL or its officials.

PROFITABILITY RATIOS

PARTICULARS		31.03.2018	31.03.2017	31.03.2016
Net Profit Margin [(PAT / Sales) * 100]	%	(4.85)	(12.64)	(1.30)
Return on Total Assets ((PAT / Total Assets) * 100)	%	(5.04)	(13.96)	(1.41)
Return on Investment (ROI) ((PAT / Networth) * 100)	%	(123.10)	(202.25)	(7.62)

SOLVENCY RATIOS

PARTICULARS		31.03.2018	31.03.2017	31.03.2016
Current Ratio (Current Assets / Current Liabilities)		0.76	0.92	1.12
Quick Ratio ((Current Assets – Inventories) / Current Liabilities)		0.51	0.69	0.87
G-Score Ratio Financial (Networth / Total Assets)		0.04	0.07	0.19
G-Score Ratio Debt (Debts / Equity Capital)		7.10	1.75	0.80
G-Score Ratio Liquidity (Total Current Assets / Total Current Liabilities)		0.76	0.92	1.12

Total Liability = Short-term Debt + Long-term Debt + Current Maturities of Long-term debts

STOCK PRICES

Face Value	INR 2.00/-
Market Value	INR 93.00/-

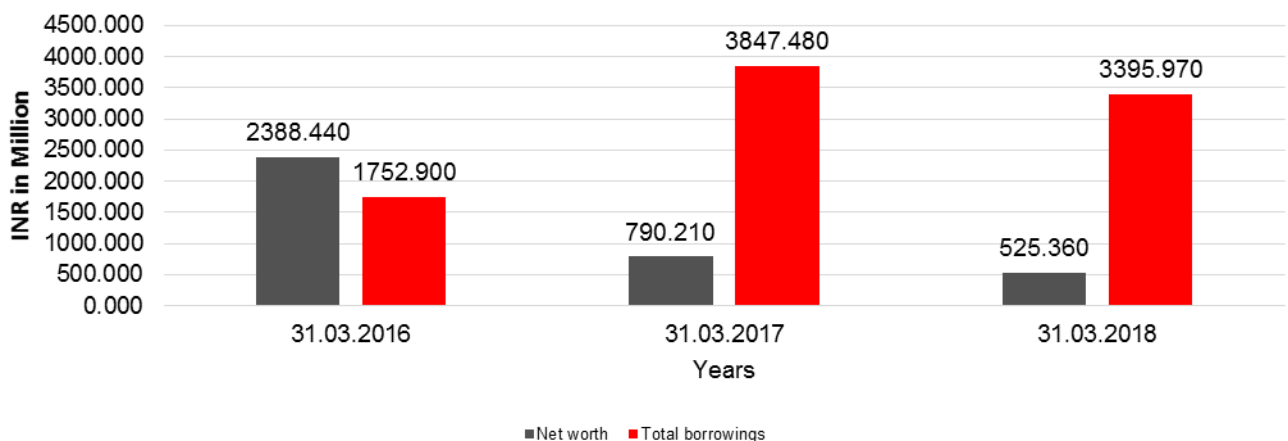
DISCLAIMER : This Report is **PRIVATE & CONFIDENTIAL** and it is prepared at the request of and for its use by the Subscriber only. The Subscriber shall use the contents of the Report merely as an aid to its business. Mira Inform Private Limited ("MIPL") has collated information/data in the Report, which have not been verified unless otherwise specifically mentioned in the Report. The Subscriber shall independently verify the accuracy and correctness of the information/data before in any way acting upon the same. MIPL shall not be liable for any harm, injury, loss or damage caused to the Subscriber due to default by the Subscriber's debtors/beneficiaries in fulfilling their obligations of any nature whatsoever. This Report or any of its portion shall not be used as a documentary evidence or otherwise before any investigative agencies or forum of law. This Report is confidential and proprietary to MIPL. The Subscriber and/or any other person(s) may not reproduce, publish or disclose any of the contents of the Report to others without the express authorization of MIPL. This Report is prepared and issued to the Subscriber without any risk, responsibility or liability on the part of MIPL or its officials.

FINANCIAL ANALYSIS
[all figures are INR Million]

DEBT EQUITY RATIO

Particular	31.03.2016	31.03.2017	31.03.2018
	INR In Million	INR In Million	INR In Million
Share Capital	2198.210	2198.210	478.210
Reserves & Surplus	190.230	(1408.000)	47.150
Money received against share warrants	0.000	0.000	0.000
Share Application money pending allotment	0.000	0.000	0.000
Net worth	2388.440	790.210	525.360
Long-term borrowings	915.000	650.000	1065.390
Short term borrowings	837.900	3197.480	2330.580
Total borrowings	1752.900	3847.480	3395.970
Debt/Equity ratio	0.734	4.869	6.464

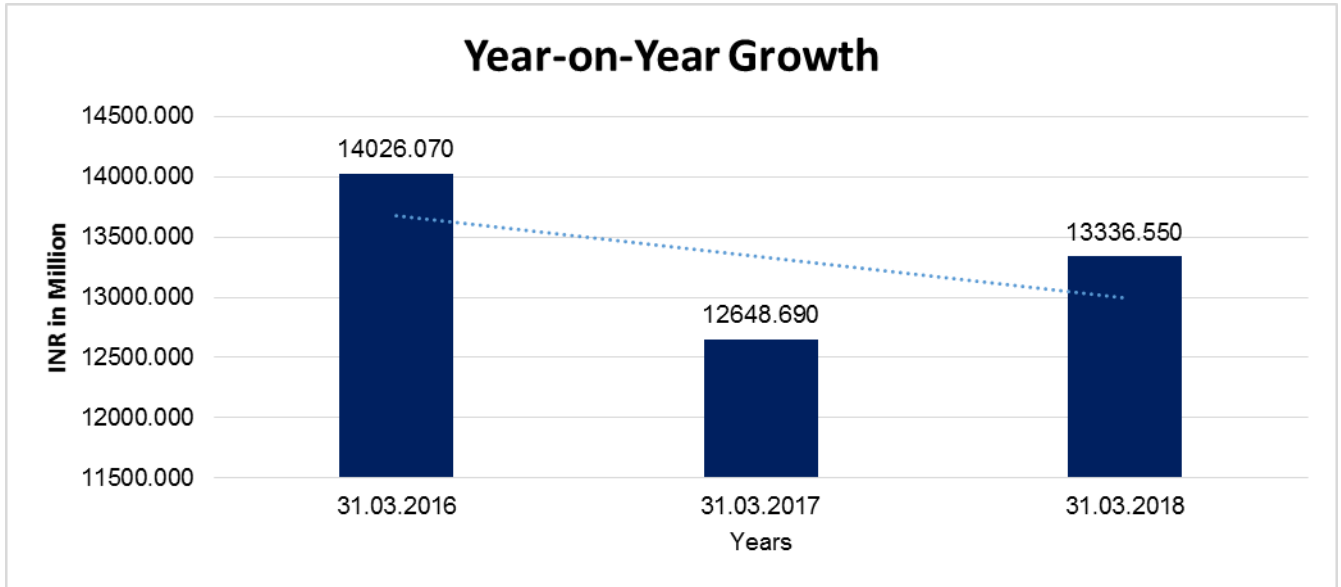
Debt to Equity



YEAR-ON-YEAR GROWTH

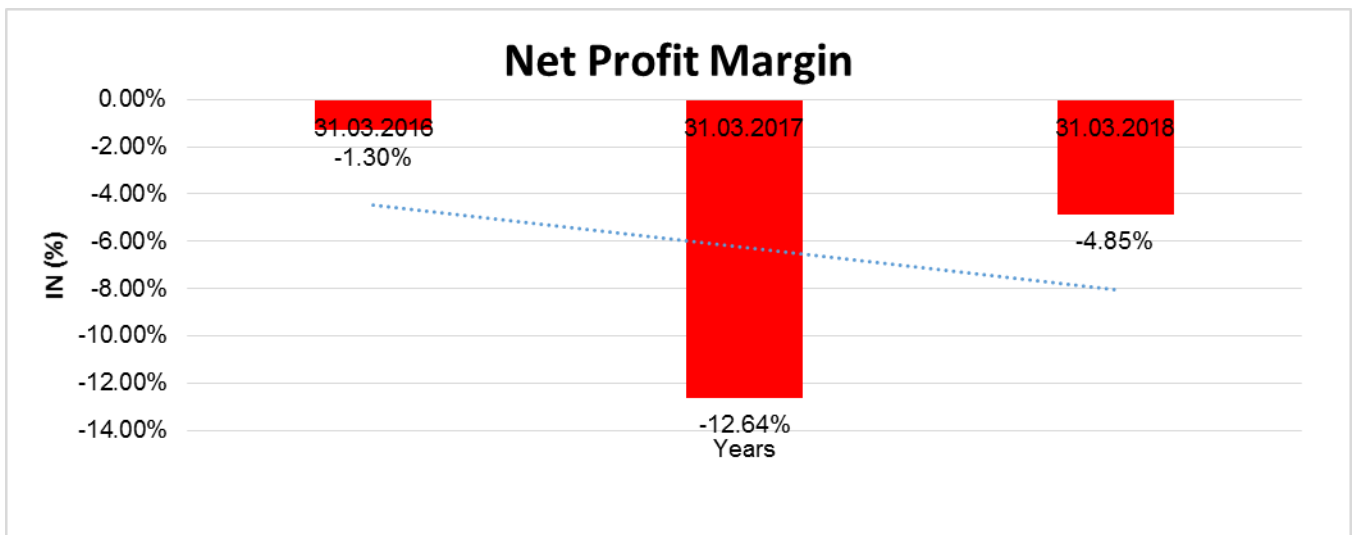
Year on Year Growth	31.03.2016	31.03.2017	31.03.2018
	INR In Million	INR In Million	INR In Million
Sales	14026.070	12648.690	13336.550
		(9.820)	5.438

DISCLAIMER : This Report is **PRIVATE & CONFIDENTIAL** and it is prepared at the request of and for its use by the Subscriber only. The Subscriber shall use the contents of the Report merely as an aid to its business. Mira Inform Private Limited ("MIPL") has collated information/data in the Report, which have not been verified unless otherwise specifically mentioned in the Report. The Subscriber shall independently verify the accuracy and correctness of the information/data before in any way acting upon the same. MIPL shall not be liable for any harm, injury, loss or damage caused to the Subscriber due to default by the Subscriber's debtors/beneficiaries in fulfilling their obligations of any nature whatsoever. This Report or any of its portion shall not be used as a documentary evidence or otherwise before any investigative agencies or forum of law. This Report is confidential and proprietary to MIPL. The Subscriber and/or any other person(s) may not reproduce, publish or disclose any of the contents of the Report to others without the express authorization of MIPL. This Report is prepared and issued to the Subscriber without any risk, responsibility or liability on the part of MIPL or its officials.



NET PROFIT MARGIN

Net Profit Margin	31.03.2016	31.03.2017	31.03.2018
	INR In Million	INR In Million	INR In Million
Sales	14026.070	12648.690	13336.550
Profit / (Loss)	(181.950)	(1598.230)	(646.720)
	(1.30%)	(12.64%)	(4.85%)



DISCLAIMER : This Report is **PRIVATE & CONFIDENTIAL** and it is prepared at the request of and for its use by the Subscriber only. The Subscriber shall use the contents of the Report merely as an aid to its business. Mira Inform Private Limited ("MIPL") has collated information/data in the Report, which have not been verified unless otherwise specifically mentioned in the Report. The Subscriber shall independently verify the accuracy and correctness of the information/data before in any way acting upon the same. MIPL shall not be liable for any harm, injury, loss or damage caused to the Subscriber due to default by the Subscriber's debtors/beneficiaries in fulfilling their obligations of any nature whatsoever. This Report or any of its portion shall not be used as a documentary evidence or otherwise before any investigative agencies or forum of law. This Report is confidential and proprietary to MIPL. The Subscriber and/or any other person(s) may not reproduce, publish or disclose any of the contents of the Report to others without the express authorization of MIPL. This Report is prepared and issued to the Subscriber without any risk, responsibility or liability on the part of MIPL or its officials.

LOCAL AGENCY FURTHER INFORMATION

Sr. No.	Check list by info agents	Available in Report (Yes/No)
1	Year of establishment	Yes
2	Constitution of the entity -Incorporation details	Yes
3	Locality of the entity	Yes
4	Premises details	No
5	Buyer visit details	--
6	Contact numbers	Yes
7	Name of the person contacted	Yes
8	Designation of contact person	Yes
9	Promoter's background	Yes
10	Date of Birth of Proprietor / Partners / Directors	Yes
11	Pan Card No. of Proprietor / Partners	No
12	Voter Id Card No. of Proprietor / Partners	No
13	Type of business	Yes
14	Line of Business	Yes
15	Export/import details (if applicable)	No
16	No. of employees	No
17	Details of sister concerns	Yes
18	Major suppliers	No
19	Major customers	No
20	Banking Details	No
21	Banking facility details	No
22	Conduct of the banking account	--
23	Financials, if provided	Yes
24	Capital in the business	Yes
25	Last accounts filed at ROC, if applicable	Yes
26	Turnover of firm for last three years	Yes
27	Reasons for variation <> 20%	--
28	Estimation for coming financial year	No
29	Profitability for last three years	Yes
30	Major shareholders, if available	Yes
31	External Agency Rating, if available	No
32	Litigations that the firm/promoter involved in	--
33	Market information	--
34	Payments terms	No
35	Negative Reporting by Auditors in the Annual Report	No

NATURE OF OPERATIONS (As On 31.03.2017)

The company was incorporated on March 12, 2011. It is a public Company domiciled in India and incorporated under the provisions of the Companies Act, 1956. Its shares are listed on three stock exchanges in India. The Company is engaged in the business of manufacturing, designing, building and servicing technologically advanced products and systems for electricity distribution including products such as distribution transformers, medium voltage switchgears, medium and low voltage protection relays and electricity distribution and automation equipment.

UNSECURED LOANS:

Unsecured Loan	31.03.2018 INR In Million	31.03.2017 INR In Million
Long-term Borrowings		
Schneider Electric IT Business India Private Limited	NA	650.000
Short-term borrowings		
Cash credit from banks	NA	7.320
Short Term loan from banks	NA	303.640
Foreign currency loan from banks	NA	1088.520
Loan from related party :		
Energy Grid Automation Transformers and Switchgears India Private Limited	NA	33.000
Schneider Electric IT Business India Private Limited	NA	1765.000
Total	NA	3847.480

INDEX OF CHARGE: NO CHARGES EXISTS FOR COMPANY

STANDALONE UNAUDITED FINANCIAL RESULTS FOR THE QUARTER ENDED JUNE 30, 2018

Particulars	(INR In Million)	
		Quarter ended
		30.06.2018
		(Unaudited)
INCOME FROM OPERATIONS		
Revenue from operations		3433.150
Other Income		48.520
Total Income from Operations		3481.670
EXPENSES		
Cost of materials consumed		2390.760
Purchase of Stock in Trade		16.860
Changes in inventories of finished goods and work-in-progress		57.910

DISCLAIMER : This Report is **PRIVATE & CONFIDENTIAL** and it is prepared at the request of and for its use by the Subscriber only. The Subscriber shall use the contents of the Report merely as an aid to its business. Mira Inform Private Limited ("MIPL") has collated information/data in the Report, which have not been verified unless otherwise specifically mentioned in the Report. The Subscriber shall independently verify the accuracy and correctness of the information/data before in any way acting upon the same. MIPL shall not be liable for any harm, injury, loss or damage caused to the Subscriber due to default by the Subscriber's debtors/beneficiaries in fulfilling their obligations of any nature whatsoever. This Report or any of its portion shall not be used as a documentary evidence or otherwise before any investigative agencies or forum of law. This Report is confidential and proprietary to MIPL. The Subscriber and/or any other person(s) may not reproduce, publish or disclose any of the contents of the Report to others without the express authorization of MIPL. This Report is prepared and issued to the Subscriber without any risk, responsibility or liability on the part of MIPL or its officials.

Employee benefits expense			456.740
Finance Costs			105.830
Depreciation and Amortization expenses			70.490
Other Expenditure			289.620
Total Expenses			3388.210
Profit / (Loss) from ordinary activities before Net Exceptional income / (Expenditure)			93.460
Net Exceptional Income / (Expenditure)			16.760
Profit / (Loss) before Tax			76.700
Tax Expense			0.000
Profit / (Loss) after Tax			76.700
Other comprehensive Income / (Loss)			
Items that will not be reclassified to profit and loss			
- Remeasurement of the defined to profit and loss			(1.020)
Total comprehensive Income / (Loss)			75.680
Paid-up Equity Share Capital (Face value INR 2/- per share)			47.821
Earnings per Share (EPS) - INR			
Basic and Diluted EPS (in INR)			0.32

FIXED ASSETS:

Tangible Asset:

- Land
- Building
- Plant and equipment
- Furniture and Fixture
- EDP equipments
- Motor Vehicles

Intangible Asset:

- Software

PRESS RELEASE / WEBSITE DETAILS

SCHNEIDER ELECTRIC Q1 PROFIT AT INR 80.000 MILLION

Total income of the company during the June quarter increased to INR 3481.000 Million from INR 3096.000 Million in the year-ago period.

Date: Jul 27, 2018

Schneider Electric Infrastructure Limited today reported a profit of INR 76.000 Million for the quarter ended June 30, 2018. The company had posted a loss of INR 234.000 Million in the April-June period of the previous fiscal, it said in a filing to BSE.

Total income of the company during the June quarter increased to INR 3481.000 Million from INR 3096.000 Million in the year-ago period.

The company manufactures and designs products and systems for electricity distribution.

SCHNEIDER ELECTRIC INFRA SURGES 19% AS PARENT CO AGREES TO BUY L&T UNIT

Schneider Electric Infrastructure has surged 19% to Rs 135 on the BSE on back of heavy volumes.

Date: May 2, 2018

Schneider Electric Infrastructure has surged 19% to INR135 on the BSE on back of heavy volumes after parent company Schneider Electric entered into a definitive agreement with Larsen & Toubro (L&T) to buy its electrical & automation (E&A) business for an all-cash consideration of INR 140 billion.

Schneider Electric Infrastructure is subsidiary of Schneider Electric, in which the French multinational owns a 75% stake.

L&T said it's E&A business offers a wide range of low and medium voltage switchgear, electrical systems, marine switchgear, industrial and building automation solutions, energy management systems and metering solutions. The E&A business reported net revenue of INR 50 billion during FY2016-17.

The transaction includes all the current business segments of E&A except marine switchgear and servowatch systems, L&T said in a statement.

Schneider Electric will partner investment company Temasek for the deal, which took merchant bankers to several cities within India and overseas, the Business Standard reported.

At 09:48 am; Schneider Electric Infrastructure was trading 17% higher at INR133, as compared to a 0.03% rise in the S&P BSE Sensex. The trading volumes on the counter jumped multiple-fold with a combined 2.28 million shares changed hands on the BSE and NSE so far.

L&T was up 0.37% at INR 1406, after hitting a high of INR 1425 on the BSE in early morning trade.

DISCLAIMER : This Report is **PRIVATE & CONFIDENTIAL** and it is prepared at the request of and for its use by the Subscriber only. The Subscriber shall use the contents of the Report merely as an aid to its business. Mira Inform Private Limited ("MIPL") has collated information/data in the Report, which have not been verified unless otherwise specifically mentioned in the Report. The Subscriber shall independently verify the accuracy and correctness of the information/data before in any way acting upon the same. MIPL shall not be liable for any harm, injury, loss or damage caused to the Subscriber due to default by the Subscriber's debtors/beneficiaries in fulfilling their obligations of any nature whatsoever. This Report or any of its portion shall not be used as a documentary evidence or otherwise before any investigative agencies or forum of law. This Report is confidential and proprietary to MIPL. The Subscriber and/or any other person(s) may not reproduce, publish or disclose any of the contents of the Report to others without the express authorization of MIPL. This Report is prepared and issued to the Subscriber without any risk, responsibility or liability on the part of MIPL or its officials.

CMT REPORT (Corruption, Money Laundering & Terrorism]

The Public Notice information has been collected from various sources including but not limited to: **The Courts, India Prisons Service, Interpol, etc.**

1] INFORMATION ON DESIGNATED PARTY

No records exist designating subject or any of its beneficial owners, controlling shareholders or senior officers as terrorist or terrorist organization or whom notice had been received that all financial transactions involving their assets have been blocked or convicted, found guilty or against whom a judgement or order had been entered in a proceedings for violating money-laundering, anti-corruption or bribery or international economic or anti-terrorism sanction laws or whose assets were seized, blocked, frozen or ordered forfeited for violation of money laundering or international anti-terrorism laws.

2] Court Declaration :

No records exist to suggest that subject is or was the subject of any formal or informal allegations, prosecutions or other official proceeding for making any prohibited payments or other improper payments to government officials for engaging in prohibited transactions or with designated parties.

3] Asset Declaration :

No records exist to suggest that the property or assets of the subject are derived from criminal conduct or a prohibited transaction.

4] Record on Financial Crime :

Charges or conviction registered against subject: **None**

5] Records on Violation of Anti-Corruption Laws :

Charges or investigation registered against subject: **None**

6] Records on Int'l Anti-Money Laundering Laws/Standards :

Charges or investigation registered against subject: **None**

7] Criminal Records

No available information exist that suggest that subject or any of its principals have been formally charged or convicted by a competent governmental authority for any financial crime or under any formal investigation by a competent government authority for any violation of anti-corruption laws or international anti-money laundering laws or standard.

8] Affiliation with Government :

No record exists to suggest that any director or indirect owners, controlling shareholders, director, officer or employee of the company is a government official or a family member or close business associate of a Government official.

9] Compensation Package :

Our market survey revealed that the amount of compensation sought by the subject is fair and reasonable and comparable to compensation paid to others for similar services.

10] Press Report :

No press reports / filings exists on the subject.

CORPORATE GOVERNANCE

MIRA INFORM as part of its Due Diligence do provide comments on Corporate Governance to identify management and governance. These factors often have been predictive and in some cases have created vulnerabilities to credit deterioration.

Our Governance Assessment focuses principally on the interactions between a company's management, its Board of Directors, Shareholders and other financial stakeholders.

CONTRAVENTION

Subject is not known to have contravened any existing local laws, regulations or policies that prohibit, restrict or otherwise affect the terms and conditions that could be included in the agreement with the subject.

FOREIGN EXCHANGE RATES

Currency	Unit	INR
US Dollar	1	INR 70.14
UK Pound	1	INR 89.23
Euro	1	INR 79.81

INFORMATION DETAILS

Information Gathered by :	NGL
Analysis Done by :	DIV
Report Prepared by :	BHG

SCORE FACTORS

DEMERIT POINTS		
--BANK CHARGES	YES/NO	NO
--LITIGATION	YES/NO	NO
--OTHER ADVERSE INFORMATION	YES/NO	NO
MERIT POINTS		
--SOLE DISTRIBUTORSHIP	YES/NO	NO
--EXPORT ACTIVITIES	YES/NO	NO
--AFFILIATION	YES/NO	YES
--LISTED	YES/NO	YES
--OTHER MERIT FACTORS	YES/NO	YES

RATING EXPLANATIONS

Credit Rating	Explanation	Rating Comments
A++	Minimum Risk	Business dealings permissible with minimum risk of default
A+	Low Risk	Business dealings permissible with low risk of default
A	Acceptable Risk	Business dealings permissible with moderate risk of default
B	Medium Risk	Business dealings permissible on a regular monitoring basis
C	Medium High Risk	Business dealings permissible preferably on secured basis
D	High Risk	Business dealing not recommended or on secured terms only
NB	New Business	No recommendation can be done due to business in infancy stage
NT	No Trace	No recommendation can be done as the business is not traceable

NB is stated where there is insufficient information to facilitate rating. However, it is not to be considered as unfavourable.

This score serves as a reference to assess SC's credit risk and to set the amount of credit to be extended. It is calculated from a composite of weighted scores obtained from each of the major sections of this report. The assessed factors are as follows:

- Financial condition covering various ratios
- Company background and operations size
- Promoters / Management background
- Payment record
- Litigation against the subject
- Industry scenario / competitor analysis
- Supplier / Customer / Banker review (wherever available)

DISCLAIMER : This Report is **PRIVATE & CONFIDENTIAL** and it is prepared at the request of and for its use by the Subscriber only. The Subscriber shall use the contents of the Report merely as an aid to its business. Mira Inform Private Limited ("MIPL") has collated information/data in the Report, which have not been verified unless otherwise specifically mentioned in the Report. The Subscriber shall independently verify the accuracy and correctness of the information/data before in any way acting upon the same. MIPL shall not be liable for any harm, injury, loss or damage caused to the Subscriber due to default by the Subscriber's debtors/beneficiaries in fulfilling their obligations of any nature whatsoever. This Report or any of its portion shall not be used as a documentary evidence or otherwise before any investigative agencies or forum of law. This Report is confidential and proprietary to MIPL. The Subscriber and/or any other person(s) may not reproduce, publish or disclose any of the contents of the Report to others without the express authorization of MIPL. This Report is prepared and issued to the Subscriber without any risk, responsibility or liability on the part of MIPL or its officials.