

MIRA INFORM REPORT

Report No. :	525590
Report Date :	17.08.2018

IDENTIFICATION DETAILS

Name :	TRANSWORLD FURTICHEM PRIVATE LIMITED
Registered Office :	Office No. 1801, The Affaires Plot No.9, Sector 17, Sanpada, Navi Mumbai – 400705, Maharashtra
Mob. No.:	91-9323201216 [Mr. Kotian]
Country :	India
Financials (as on) :	31.03.2016
Date of Incorporation :	27.09.2004
CIN No.: [Company Identification No.]	U51497MH2004PTC148832
Capital Investment / Paid-up Capital :	INR 78.605 Million
IEC No.:	Not Applicable (As informed by the management that firm does not have export and import)
PAN No.: [Permanent Account No.]	AACCT0972D
GSTN : [Goods & Service Tax Registration No.]	27AACCT0972D1ZI
Legal Form :	Private Limited Liability Company
Line of Business :	Subject is engaged in to carry on the business of Manufacturers, Import, Export and resale of fertilizers, Chemicals and Agrochem. [Registered Activity and also Confirmed by management]
No. of Employees :	500 (Approximately)

RATING & COMMENTS

(Mira Inform has adopted New Rating mechanism w.e.f. 23rd January 2017)

DISCLAIMER : This Report is **PRIVATE & CONFIDENTIAL** and it is prepared at the request of and for its use by the Subscriber only. The Subscriber shall use the contents of the Report merely as an aid to its business. Mira Inform Private Limited ("MIPL") has collated information/data in the Report, which have not been verified unless otherwise specifically mentioned in the Report. The Subscriber shall independently verify the accuracy and correctness of the information/data before in any way acting upon the same. MIPL shall not be liable for any harm, injury, loss or damage caused to the Subscriber due to default by the Subscriber's debtors/beneficiaries in fulfilling their obligations of any nature whatsoever. This Report or any of its portion shall not be used as a documentary evidence or otherwise before any investigative agencies or forum of law. This Report is confidential and proprietary to MIPL. The Subscriber and/or any other person(s) may not reproduce, publish or disclose any of the contents of the Report to others without the express authorization of MIPL. This Report is prepared and issued to the Subscriber without any risk, responsibility or liability on the part of MIPL or its officials.

MIRA's Rating :	A
------------------------	---

Credit Rating	Explanation	Rating Comments
A	Acceptable Risk	Business dealings permissible with moderate risk of default

Status :	Good
Payment Behaviour :	Usually correct
Litigation :	Clear
Comments :	<p>Transworld Furtichem Private Limited (TFPL) was co-founded by Dubai-based Blue Deebaj Chemical LLC (BDCL) and India-based Sana Hospitality Services which are owned by Dhanani group. The company was incorporated in the year 2004 and is based in Navi Mumbai, Maharashtra. It is an established company having good track record.</p> <p>Management has failed to file its financials for the year 2017 with Registrar of Companies.</p> <p>As per indirect source we could find that, the subject has achieved revenue of INR 4640.600 Million in FY-2017 which declined compared to its previous year.</p> <p>As per the available financial of 2016, the company has witnessed a healthy growth in its revenue as compared to its previous year but has reported thin profit margin at 1.59% during the year.</p> <p>The company possesses sound financial risk profile marked by healthy net worth base along with low debt level of the company.</p> <p>The ratings continues to derive strength from extensive experience of the promoters of the Dhanani Group in the field of manufacturing and export of fertilizers and chemical-based industries, financial support and operational synergies including global outreach derived from group entities.</p> <p>However, these rating strengths gets partially offset by non-availability of latest financial, working capital intensive nature of operations, revenues vulnerable to agro climatic risks and prices of fertilizers and challenges of operating in a highly regulated fertilizer industry.</p> <p>Trade relations are reported as fair. Business is active. Payments seems to be regular.</p> <p>In view of aforesaid, the company can be considered for business dealings at usual trade terms and conditions.</p>

NOTES :

DISCLAIMER : This Report is **PRIVATE & CONFIDENTIAL** and it is prepared at the request of and for its use by the Subscriber only. The Subscriber shall use the contents of the Report merely as an aid to its business. Mira Inform Private Limited ("MIPL") has collated information/data in the Report, which have not been verified unless otherwise specifically mentioned in the Report. The Subscriber shall independently verify the accuracy and correctness of the information/data before in any way acting upon the same. MIPL shall not be liable for any harm, injury, loss or damage caused to the Subscriber due to default by the Subscriber's debtors/beneficiaries in fulfilling their obligations of any nature whatsoever. This Report or any of its portion shall not be used as a documentary evidence or otherwise before any investigative agencies or forum of law. This Report is confidential and proprietary to MIPL. The Subscriber and/or any other person(s) may not reproduce, publish or disclose any of the contents of the Report to others without the express authorization of MIPL. This Report is prepared and issued to the Subscriber without any risk, responsibility or liability on the part of MIPL or its officials.

Any query related to this report can be made on e-mail : infodept@mirainform.com while quoting report number, name and date.

EXTERNAL AGENCY RATING

Rating Agency Name	CARE RATING
Rating	Long Term Rating = BBB
Rating Explanation	Moderate degree of safety and moderate credit risk
Date	07.04.2018

Rating Agency Name	CARE RATING
Rating	Short Term Rating = A2+
Rating Explanation	Strong degree of safety and low credit risk
Date	07.04.2018

RBI DEFAULTERS' LIST STATUS

Subject's name is not enlisted as a defaulter in the publicly available RBI Defaulters' list.

EPF (Employee Provident Fund) DEFAULTERS' LIST STATUS

Subject's name is not enlisted as a defaulter in the publicly available EPF (Employee Provident Fund) Defaulters' list as of 31-03-2016.

BIFR (Board for Industrial & Financial Reconstruction) LISTING STATUS

Subject's name is not listed as a Sick Unit in the publicly available BIFR (Board for Industrial & Financial Reconstruction) list as of 17.08.2018.

IBBI (Insolvency and Bankruptcy Board of India) LISTING STATUS

Subject's name is not listed in the publicly available IBBI (Insolvency and Bankruptcy Board of India) list as of report date.

INFORMATION DENIED BY

Name :	Mr. Vidyadhar
Designation :	Accounts Department
Contact No.:	91-22-278131000
Date :	17.08.2018

DISCLAIMER : This Report is **PRIVATE & CONFIDENTIAL** and it is prepared at the request of and for its use by the Subscriber only. The Subscriber shall use the contents of the Report merely as an aid to its business. Mira Inform Private Limited ("MIPL") has collated information/data in the Report, which have not been verified unless otherwise specifically mentioned in the Report. The Subscriber shall independently verify the accuracy and correctness of the information/data before in any way acting upon the same. MIPL shall not be liable for any harm, injury, loss or damage caused to the Subscriber due to default by the Subscriber's debtors/beneficiaries in fulfilling their obligations of any nature whatsoever. This Report or any of its portion shall not be used as a documentary evidence or otherwise before any investigative agencies or forum of law. This Report is confidential and proprietary to MIPL. The Subscriber and/or any other person(s) may not reproduce, publish or disclose any of the contents of the Report to others without the express authorization of MIPL. This Report is prepared and issued to the Subscriber without any risk, responsibility or liability on the part of MIPL or its officials.

LOCATIONS

Registered Office :	Office No. 1801, 18 th Floor The Affaires, Plot No. 9, Sector 17, Palm Beach Road, Sanpada, Navi Mumbai – 400705, Maharashtra, India
Tel. No.:	91-22-27813100/ 38
Mobile No.:	91-8380022169 (Mr. Amit) 91-9323201216 (Mr. Kotian)
Fax No.:	91 22-2781 5207
E-Mail :	info@transfurt.com mumbai@transfurt.com
Website :	http://www.transfurt.com
Unit 1 :	Plot No. 353 and 367, Sector – 4, Kandla Special Economic Zone, Gandhidham, Kutch – 370230, Gujarat, India
Tel. No.:	91-2836-253318/ 19
Fax No.:	91-2836-253317
E-Mail :	kandla@transfurt.com
Unit 2 :	Plot No. 39/1 and 39/2, MIDC Industrial Area, Dhatav, Roha, Raigad – 402109, Maharashtra, India
Tel. No.:	91-2194-264492
Fax No.:	91-2194-263394
E-Mail :	roha@transfurt.com

DIRECTORS

AS ON 31.03.2017

Name :	Mr. Dilip Kumar Sundarlal Gadia
Designation :	Director
Address :	236, Ashok Nagar Road, No. 16, Udaipur – 313703, Rajasthan, India
Date of Birth/Age :	08.04.1956
Date of Appointment :	01.12.2005
PAN No.:	AAQPG7419M
DIN No.:	00484431
Name :	Mr. Tarun Subhash Anand
Designation :	Additional Director
Address :	603, Maruti Mount View, Floor-6, Sector-8B, Above Apna Bazar, CBD Belapur, Navi Mumbai-400614, Maharashtra, India
Date of Appointment :	29.06.2016
DIN No.:	02289395

KEY EXECUTIVES

DISCLAIMER : This Report is **PRIVATE & CONFIDENTIAL** and it is prepared at the request of and for its use by the Subscriber only. The Subscriber shall use the contents of the Report merely as an aid to its business. Mira Inform Private Limited ("MIPL") has collated information/data in the Report, which have not been verified unless otherwise specifically mentioned in the Report. The Subscriber shall independently verify the accuracy and correctness of the information/data before in any way acting upon the same. MIPL shall not be liable for any harm, injury, loss or damage caused to the Subscriber due to default by the Subscriber's debtors/beneficiaries in fulfilling their obligations of any nature whatsoever. This Report or any of its portion shall not be used as a documentary evidence or otherwise before any investigative agencies or forum of law. This Report is confidential and proprietary to MIPL. The Subscriber and/or any other person(s) may not reproduce, publish or disclose any of the contents of the Report to others without the express authorization of MIPL. This Report is prepared and issued to the Subscriber without any risk, responsibility or liability on the part of MIPL or its officials.

Name :	Ms. Monika Chaitanya Bhai Malukani
Designation :	Company Secretary
Address :	A1/1402, Nandan Prospera Apartment, Near D Mart, Baner Road, Balewadi, Pune-411045, Maharashtra, India
Date of Appointment :	01.01.2017
PAN No.:	ALRPN8709M

MAJOR SHAREHOLDERS

AS ON 31.03.2016

Names of Shareholders	No. of Shares	Percentage of Holding
Dilip Kumar Gadia	5000	0.06
Ajit Singh Rathore	103750	1.32
Narseen Yusuf Dhanani	629440	8.01
Sana Yusuf Dhanani	805691	10.25
Sana Hospitality Services Private Limited, India	2200641	28.00
Abdul Gani Sarfaraz Yusuf Dhanani	274327	3.49
Blue Deebaj Chemicals LLC, UAE	3841652	48.87
Total	7860501	100.00

Equity Share Break up (Percentage of Total Equity)

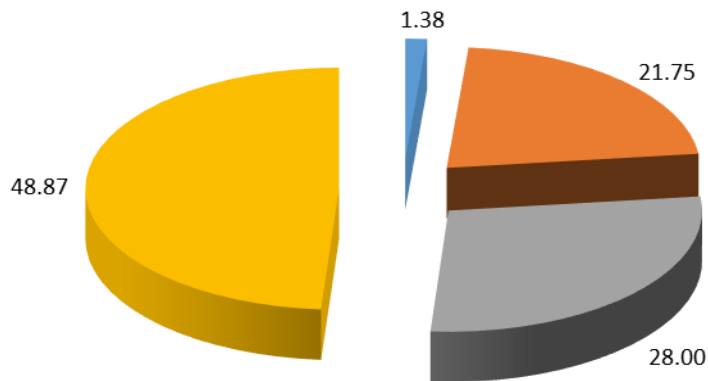
AS ON 30.12.2016

Category	Percentage
Promoters- Individual/Hindu Undivided Family- Indian	1.38
Public/Other than promoters- Individual/Hindu Undivided Family- Non-resident Indian (NRI)	21.75
Public/Other than promoters – Body corporate	28.00
Public/Other than promoters- Others	48.87
Total	100.00

DISCLAIMER : This Report is **PRIVATE & CONFIDENTIAL** and it is prepared at the request of and for its use by the Subscriber only. The Subscriber shall use the contents of the Report merely as an aid to its business. Mira Inform Private Limited ("MIPL") has collated information/data in the Report, which have not been verified unless otherwise specifically mentioned in the Report. The Subscriber shall independently verify the accuracy and correctness of the information/data before in any way acting upon the same. MIPL shall not be liable for any harm, injury, loss or damage caused to the Subscriber due to default by the Subscriber's debtors/beneficiaries in fulfilling their obligations of any nature whatsoever. This Report or any of its portion shall not be used as a documentary evidence or otherwise before any investigative agencies or forum of law. This Report is confidential and proprietary to MIPL. The Subscriber and/or any other person(s) may not reproduce, publish or disclose any of the contents of the Report to others without the express authorization of MIPL. This Report is prepared and issued to the Subscriber without any risk, responsibility or liability on the part of MIPL or its officials.

Share holding pattern

- Promoters- Individual/Hindu Undivided Family- Indian
- Public/Other than promoters- Individual/Hindu Undivided Family- Non-resident Indian (NRI)
- Public/Other than promoters – Body corporate
- Public/Other than promoters- Others



BUSINESS DETAILS

Line of Business :	Subject is engaged in to carry on the business of Manufacturers, Import, Export and resale of fertilizers, Chemicals and Agrochem. [Registered Activity and also Confirmed by management]		
Products / Services :	Name and Description of main products / services	NIC Code of the Product/service	
	Fertilizer And Agrochemical Products	99611720	
	Mineral or Chemical Fertilisers, Phosphatic	31039000	
Brand Names :	Not Available		
Agencies Held :	Not Available		
Exports :			
Products :	Chemicals		
Countries :	<ul style="list-style-type: none"> • Malaysia • Dubai • Africa 		
Imports :			

DISCLAIMER : This Report is **PRIVATE & CONFIDENTIAL** and it is prepared at the request of and for its use by the Subscriber only. The Subscriber shall use the contents of the Report merely as an aid to its business. Mira Inform Private Limited ("MIPL") has collated information/data in the Report, which have not been verified unless otherwise specifically mentioned in the Report. The Subscriber shall independently verify the accuracy and correctness of the information/data before in any way acting upon the same. MIPL shall not be liable for any harm, injury, loss or damage caused to the Subscriber due to default by the Subscriber's debtors/beneficiaries in fulfilling their obligations of any nature whatsoever. This Report or any of its portion shall not be used as a documentary evidence or otherwise before any investigative agencies or forum of law. This Report is confidential and proprietary to MIPL. The Subscriber and/or any other person(s) may not reproduce, publish or disclose any of the contents of the Report to others without the express authorization of MIPL. This Report is prepared and issued to the Subscriber without any risk, responsibility or liability on the part of MIPL or its officials.

Countries :	China
Terms :	
Selling :	Advance Payment, L/C and Cheque
Purchasing :	Advance Payment, L/C and Cheque

PRODUCTION STATUS – (NOT AVAILABLE)

GENERAL INFORMATION

Suppliers :	Reference :	Not Divulged
	Name of the Person :	--
	Contact No.:	--
	Since How Long Known :	--
	Maximum Limit Dealt :	--
	Experience :	--
	Remark:	--
Customers :	End Users	
	Reference :	Not Divulged
	Name of the Person :	--
	Contact No.:	--
	Since How Long Known :	--
	Maximum Limit Dealt :	--
	Experience :	--
Remark:	--	
No. of Employees :	Information denied by the management	
Bankers :	Banker Name :	State Bank Of India
	Branch :	Commercial Branch, NGN Vaidya Marg, Near Horniman Circle, Mumbai – 400001, Maharashtra, India
	Person Name (With Designation) :	--
	Contact Number :	91-22-22662205 (Ringling)
	Name of Account Holder :	--
	Account Number :	--
	Account Since (Date/Year of Account Opening) :	--
	Average Balance Maintained :	--
	Credit Facilities Enjoyed (CC/OD/Term Loan) :	--
	Account Operation :	--

	Remark :	--	
Facilities :	(INR In Million)		
	SECURED LOAN	As on 31.03.2016	As on 31.03.2015
	LONG TERM BORROWING		
	Rupee term loans from banks	129.125	3.881
	SHORT TERM BORROWING		
	Rupee term loans from banks	297.867	861.113
	Total	426.992	864.994

Auditors :	
Name :	Sundaram Seshan and Associates Chartered Accountants
Address :	305 Vardhaman Chambers, Sector 17 Vashi, Navi Mumbai – 400706, Maharashtra, India
PAN N Income-tax PAN of auditor or auditor's firm :	ABPFS0747L
Memberships :	Not Available
Collaborators :	Not Available
Associates :	<ul style="list-style-type: none"> • Aakar Engineers • Blue Deebaj (Malaysia) SDN BHD, Malaysia • Blue Deebaj Chemicals LLC, United Arab Emirates • Blue Deebaj FZCO, United Arab Emirates • Blue Deebaj Lanka Private Limited, Srilanka • Neon Engineering and Mineral Company • Sana Hospitality Services Private Limited
Subsidiary Company :	Creative Free Trade Warehousing Private Limited

CAPITAL STRUCTURE

AS ON 31.03.2016

Authorised Capital :

No. of Shares	Type	Value	Amount
8000000	Equity Shares	INR 10/- each	INR 80.000 Million

Issued, Subscribed & Paid-up Capital :

No. of Shares	Type	Value	Amount
7860501	Equity Shares	INR 10/- each	INR 78.605 Million

FINANCIAL DATA
[all figures are INR Million]

ABRIDGED BALANCE SHEET

SOURCES OF FUNDS	31.03.2016	31.03.2015	31.03.2014
I. EQUITY AND LIABILITIES			
(1) Shareholders' Funds			
(a) Share Capital	78.605	78.605	78.605
(b) Reserves & Surplus	1822.789	1738.243	1602.671
(c) Money received against share warrants	0.000	0.000	0.000
(2) Share Application money pending allotment	0.000	0.000	0.000
Total Shareholders' Funds (1) + (2)	1901.394	1816.848	1681.276
(3) Non-Current Liabilities			
(a) long-term borrowings	153.418	91.159	32.463
(b) Deferred tax liabilities (Net)	102.364	101.625	32.926
(c) Other long term liabilities	0.000	0.000	0.000
(d) long-term provisions	38.123	23.565	9.845
Total Non-current Liabilities (3)	293.905	216.349	75.234
(4) Current Liabilities			
(a) Short term borrowings	299.952	911.192	457.920
(b) Trade payables	1513.088	1003.627	804.741
(c) Other current liabilities	36.523	75.508	27.751
(d) Short-term provisions	117.040	75.561	67.482
Total Current Liabilities (4)	1966.603	2065.888	1357.894
TOTAL	4161.902	4099.085	3114.404
II. ASSETS			
(1) Non-current assets			
(a) Fixed Assets			
(i) Tangible assets	785.985	840.502	866.361
(ii) Intangible Assets	0.000	0.000	0.000
(iii) Capital work-in-progress	264.859	185.380	41.028
(iv) Intangible assets under development	0.000	0.000	0.000
(b) Non-current Investments	97.399	77.399	77.399
(c) Deferred tax assets (net)	0.000	0.000	0.000
(d) Long-term Loan and Advances	37.929	52.730	58.550

DISCLAIMER : This Report is **PRIVATE & CONFIDENTIAL** and it is prepared at the request of and for its use by the Subscriber only. The Subscriber shall use the contents of the Report merely as an aid to its business. Mira Inform Private Limited ("MIPL") has collated information/data in the Report, which have not been verified unless otherwise specifically mentioned in the Report. The Subscriber shall independently verify the accuracy and correctness of the information/data before in any way acting upon the same. MIPL shall not be liable for any harm, injury, loss or damage caused to the Subscriber due to default by the Subscriber's debtors/beneficiaries in fulfilling their obligations of any nature whatsoever. This Report or any of its portion shall not be used as a documentary evidence or otherwise before any investigative agencies or forum of law. This Report is confidential and proprietary to MIPL. The Subscriber and/or any other person(s) may not reproduce, publish or disclose any of the contents of the Report to others without the express authorization of MIPL. This Report is prepared and issued to the Subscriber without any risk, responsibility or liability on the part of MIPL or its officials.

TRANSWORLD FURTICHEM PRIVATE LIMITED - 525590 MIRA

PAGE NO. : 11

(e) Other Non-current assets	0.000	0.000	0.000
Total Non-Current Assets	1186.172	1156.011	1043.338
(2) Current assets			
(a) Current investments	0.000	0.000	0.000
(b) Inventories	778.453	995.626	578.330
(c) Trade receivables	1435.363	1333.533	906.505
(d) Cash and cash equivalents	205.320	142.472	191.004
(e) Short-term loans and advances	513.331	441.875	334.718
(f) Other current assets	43.263	29.568	60.509
Total Current Assets	2975.730	2943.074	2071.066
TOTAL	4161.902	4099.085	3114.404

PROFIT & LOSS ACCOUNT

PARTICULARS		31.03.2016	31.03.2015	31.03.2014
SALES				
	Income	5294.996	4424.639	3884.507
	Other Income	97.493	67.957	32.893
	TOTAL	5392.489	4492.596	3917.400
Less	EXPENSES			
	Cost of Materials Consumed	2565.836	1909.716	1524.090
	Purchases of Stock-in-Trade	1359.052	1428.748	1222.890
	Changes in inventories of finished goods, work-in-progress and Stock-in-Trade	(1.315)	(93.465)	118.564
	Employees benefits expense	139.461	113.896	72.851
	Other expenses	925.945	682.831	590.952
	Exceptional Items	3.542	0.000	0.000
	TOTAL	4992.521	4041.726	3529.347
	PROFIT/(LOSS) BEFORE INTEREST, TAX, DEPRECIATION AND AMORTISATION	399.968	450.870	388.053
Less	FINANCIAL EXPENSES	208.916	143.608	113.865
	PROFIT/(LOSS) BEFORE TAX, DEPRECIATION AND AMORTISATION	191.052	307.262	274.188
Less	DEPRECIATION/ AMORTISATION	64.581	65.174	49.106
	PROFIT/(LOSS) BEFORE TAX	126.471	242.088	225.082

DISCLAIMER : This Report is **PRIVATE & CONFIDENTIAL** and it is prepared at the request of and for its use by the Subscriber only. The Subscriber shall use the contents of the Report merely as an aid to its business. Mira Inform Private Limited ("MIPL") has collated information/data in the Report, which have not been verified unless otherwise specifically mentioned in the Report. The Subscriber shall independently verify the accuracy and correctness of the information/data before in any way acting upon the same. MIPL shall not be liable for any harm, injury, loss or damage caused to the Subscriber due to default by the Subscriber's debtors/beneficiaries in fulfilling their obligations of any nature whatsoever. This Report or any of its portion shall not be used as a documentary evidence or otherwise before any investigative agencies or forum of law. This Report is confidential and proprietary to MIPL. The Subscriber and/or any other person(s) may not reproduce, publish or disclose any of the contents of the Report to others without the express authorization of MIPL. This Report is prepared and issued to the Subscriber without any risk, responsibility or liability on the part of MIPL or its officials.

TRANSWORLD FURTICHEM PRIVATE LIMITED - 525590 MIRA

PAGE NO. : 12

Less	TAX	42.024	131.997	13.804
	PROFIT/(LOSS) AFTER TAX	84.447	110.091	211.278
Add	PREVIOUS YEARS' BALANCE BROUGHT FORWARD	1258.709	1123.137	911.859
Less	Prior Period Tax	(0.099)	(25.481)	0.000
	BALANCE CARRIED TO THE B/S	1343.255	1258.709	1123.137
	Earnings / (Loss) Per Share (INR)	10.74	14.01	26.88

CURRENT MATURITIES OF LONG TERM DEBT DETAILS

Particulars	31.03.2016	31.03.2015	31.03.2014
Current Maturities of Long term debt	NA	NA	NA
Cash generated from operations	NA	NA	NA
Net cash flows from (used in) operations	930.192	(270.246)	95.945

KEY RATIOS

EFFICIENCY RATIOS

PARTICULARS	31.03.2016	31.03.2015	31.03.2014
Average Collection Days (Sundry Debtors / Operating Income * 365 Days)	1309.87	1079.56	852.65
Account Receivables Turnover (Operating Income / Sundry Debtors)	0.28	0.34	0.43
Average Payment Days (Sundry Creditors / Purchases * 365 Days)	140.71	109.73	106.93
Inventory Turnover (Operating Income / Inventories)	0.51	0.45	0.67
Asset Turnover (Operating Income / Net Fixed Assets)	0.38	0.44	0.43

LEVERAGE RATIOS

PARTICULARS	31.03.2016	31.03.2015	31.03.2014
Debt Ratio	0.51	0.53	0.45

DISCLAIMER : This Report is **PRIVATE & CONFIDENTIAL** and it is prepared at the request of and for its use by the Subscriber only. The Subscriber shall use the contents of the Report merely as an aid to its business. Mira Inform Private Limited ("MIPL") has collated information/data in the Report, which have not been verified unless otherwise specifically mentioned in the Report. The Subscriber shall independently verify the accuracy and correctness of the information/data before in any way acting upon the same. MIPL shall not be liable for any harm, injury, loss or damage caused to the Subscriber due to default by the Subscriber's debtors/beneficiaries in fulfilling their obligations of any nature whatsoever. This Report or any of its portion shall not be used as a documentary evidence or otherwise before any investigative agencies or forum of law. This Report is confidential and proprietary to MIPL. The Subscriber and/or any other person(s) may not reproduce, publish or disclose any of the contents of the Report to others without the express authorization of MIPL. This Report is prepared and issued to the Subscriber without any risk, responsibility or liability on the part of MIPL or its officials.

TRANSWORLD FURTICHEM PRIVATE LIMITED - 525590 MIRA

PAGE NO. : 13

((Borrowing + Current Liabilities) / Total Assets)			
Debt Equity Ratio (Total Liability / Networth)	0.24	0.55	0.29
Current Liabilities to Networth (Current Liabilities / Net Worth)	1.03	1.14	0.81
Fixed Assets to Networth (Net Fixed Assets / Networth)	0.55	0.56	0.54
Interest Coverage Ratio (PBIT / Financial Charges)	1.91	3.14	3.41

PROFITABILITY RATIOS

PARTICULARS		31.03.2016	31.03.2015	31.03.2014
Net Profit Margin ((PAT / Sales) * 100)	%	1.59	2.49	5.44
Return on Total Assets ((PAT / Total Assets) * 100)	%	2.03	2.69	6.78
Return on Investment (ROI) ((PAT / Networth) * 100)	%	4.44	6.06	12.57

SOLVENCY RATIOS

PARTICULARS		31.03.2016	31.03.2015	31.03.2014
Current Ratio (Current Assets / Current Liabilities)		1.51	1.42	1.53
Quick Ratio ((Current Assets – Inventories) / Current Liabilities)		1.12	0.94	1.10
G-Score Ratio Financial (Networth / Total Assets)		0.46	0.44	0.54
G-Score Ratio Debt (Debts / Equity Capital)		5.77	12.75	6.24
G-Score Ratio Liquidity (Total Current Assets / Total Current Liabilities)		1.51	1.42	1.53

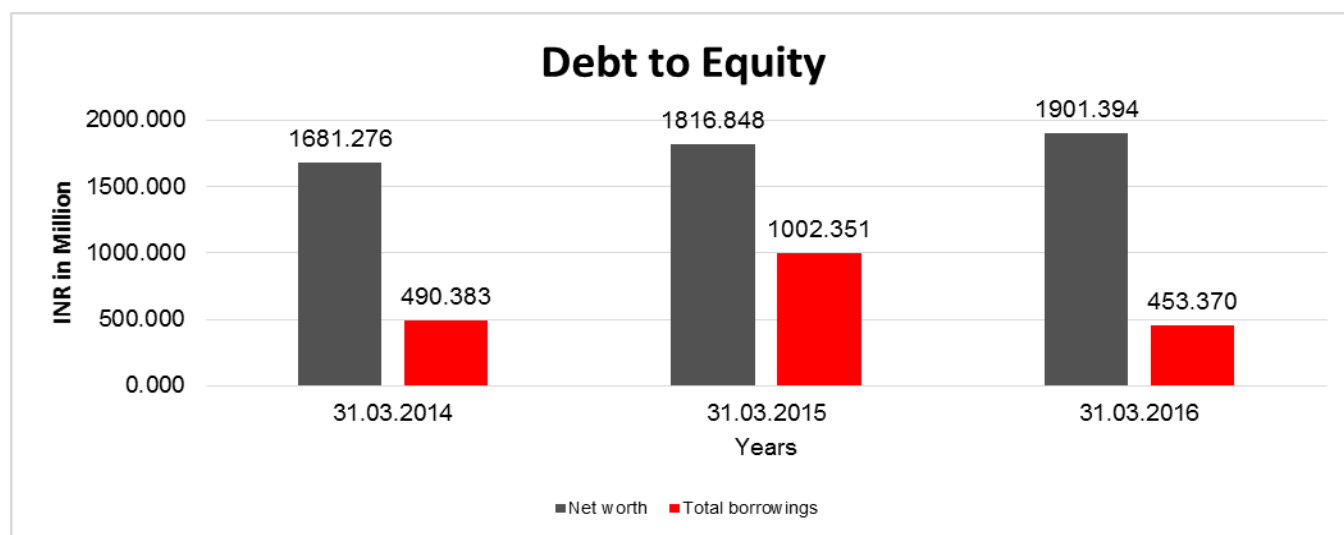
Total Liability = Short-term Debt + Long-term Debt + Current Maturities of Long-term debts

DISCLAIMER : This Report is **PRIVATE & CONFIDENTIAL** and it is prepared at the request of and for its use by the Subscriber only. The Subscriber shall use the contents of the Report merely as an aid to its business. Mira Inform Private Limited ("MIPL") has collated information/data in the Report, which have not been verified unless otherwise specifically mentioned in the Report. The Subscriber shall independently verify the accuracy and correctness of the information/data before in any way acting upon the same. MIPL shall not be liable for any harm, injury, loss or damage caused to the Subscriber due to default by the Subscriber's debtors/beneficiaries in fulfilling their obligations of any nature whatsoever. This Report or any of its portion shall not be used as a documentary evidence or otherwise before any investigative agencies or forum of law. This Report is confidential and proprietary to MIPL. The Subscriber and/or any other person(s) may not reproduce, publish or disclose any of the contents of the Report to others without the express authorization of MIPL. This Report is prepared and issued to the Subscriber without any risk, responsibility or liability on the part of MIPL or its officials.

FINANCIAL ANALYSIS
[all figures are INR Million]

DEBT EQUITY RATIO

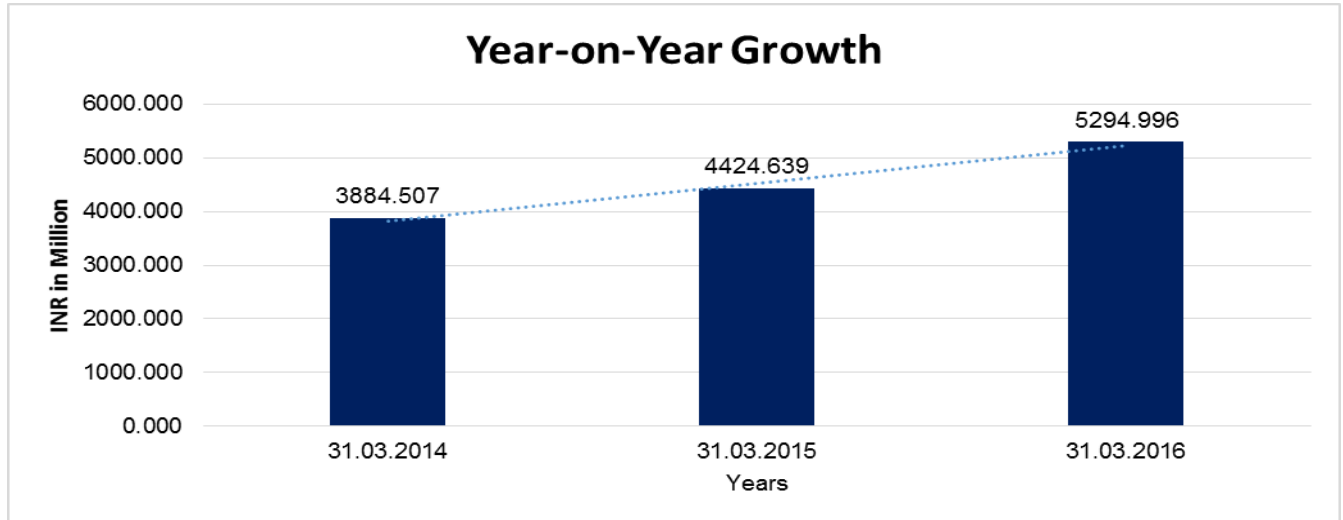
Particular	31.03.2014	31.03.2015	31.03.2016
	INR In Million	INR In Million	INR In Million
Share Capital	78.605	78.605	78.605
Reserves & Surplus	1602.671	1738.243	1822.789
Net worth	1681.276	1816.848	1901.394
long-term borrowings	32.463	91.159	153.418
Short term borrowings	457.920	911.192	299.952
Total borrowings	490.383	1002.351	453.370
Debt/Equity ratio	0.292	0.552	0.238



YEAR-ON-YEAR GROWTH

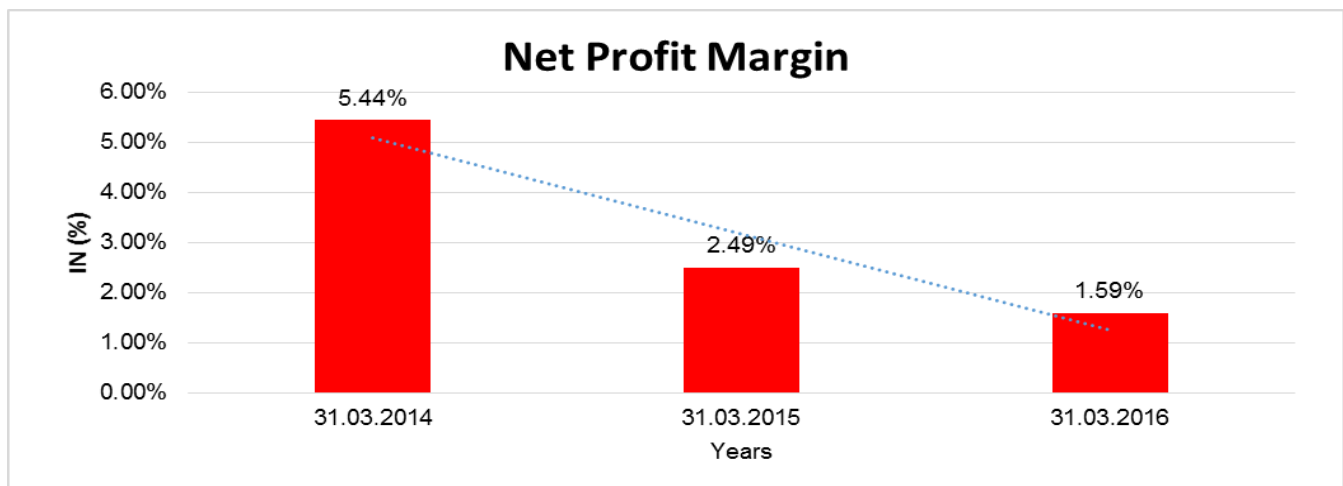
Year on Year Growth	31.03.2014	31.03.2015	31.03.2016
	INR In Million	INR In Million	INR In Million
Sales	3884.507	4424.639	5294.996
		13.905	19.671

DISCLAIMER : This Report is **PRIVATE & CONFIDENTIAL** and it is prepared at the request of and for its use by the Subscriber only. The Subscriber shall use the contents of the Report merely as an aid to its business. Mira Inform Private Limited ("MIPL") has collated information/data in the Report, which have not been verified unless otherwise specifically mentioned in the Report. The Subscriber shall independently verify the accuracy and correctness of the information/data before in any way acting upon the same. MIPL shall not be liable for any harm, injury, loss or damage caused to the Subscriber due to default by the Subscriber's debtors/beneficiaries in fulfilling their obligations of any nature whatsoever. This Report or any of its portion shall not be used as a documentary evidence or otherwise before any investigative agencies or forum of law. This Report is confidential and proprietary to MIPL. The Subscriber and/or any other person(s) may not reproduce, publish or disclose any of the contents of the Report to others without the express authorization of MIPL. This Report is prepared and issued to the Subscriber without any risk, responsibility or liability on the part of MIPL or its officials.



NET PROFIT MARGIN

Net Profit Margin	31.03.2014	31.03.2015	31.03.2016
	INR In Million	INR In Million	INR In Million
Sales	3884.507	4424.639	5294.996
Profit	211.278	110.091	84.447
	5.44%	2.49%	1.59%



DISCLAIMER : This Report is **PRIVATE & CONFIDENTIAL** and it is prepared at the request of and for its use by the Subscriber only. The Subscriber shall use the contents of the Report merely as an aid to its business. Mira Inform Private Limited ("MIPL") has collated information/data in the Report, which have not been verified unless otherwise specifically mentioned in the Report. The Subscriber shall independently verify the accuracy and correctness of the information/data before in any way acting upon the same. MIPL shall not be liable for any harm, injury, loss or damage caused to the Subscriber due to default by the Subscriber's debtors/beneficiaries in fulfilling their obligations of any nature whatsoever. This Report or any of its portion shall not be used as a documentary evidence or otherwise before any investigative agencies or forum of law. This Report is confidential and proprietary to MIPL. The Subscriber and/or any other person(s) may not reproduce, publish or disclose any of the contents of the Report to others without the express authorization of MIPL. This Report is prepared and issued to the Subscriber without any risk, responsibility or liability on the part of MIPL or its officials.

ABRIDGED BALANCE SHEET (CONSOLIDATED)

SOURCES OF FUNDS		31.03.2016	31.03.2015
I. EQUITY AND LIABILITIES			
(1) Shareholders' Funds			
(a) Share Capital		78.605	78.605
(b) Reserves & Surplus		1847.234	1763.954
(c) Money received against share warrants		0.000	0.000
(2) Share Application money pending allotment		0.000	0.000
Total Shareholders' Funds (1) + (2)		1925.839	1842.559
(3) Non-Current Liabilities			
(a) long-term borrowings		232.063	110.697
(b) Deferred tax liabilities (Net)		106.146	102.166
(c) Other long term liabilities		0.000	0.000
(d) long-term provisions		38.124	23.566
Total Non-current Liabilities (3)		376.333	236.429
(4) Current Liabilities			
(a) Short term borrowings		299.952	911.192
(b) Trade payables		1519.711	1019.232
(c) Other current liabilities		38.573	66.638
(d) Short-term provisions		117.626	81.389
Total Current Liabilities (4)		1975.862	2078.451
TOTAL		4278.034	4157.439
II. ASSETS			
(1) Non-current assets			
(a) Fixed Assets			
(i) Tangible assets		902.016	954.368
(ii) Intangible Assets		15.135	15.135
(iii) Capital work-in-progress		264.885	186.656
(iv) Intangible assets under development		0.000	0.000
(b) Non-current Investments		57.399	57.399
(c) Deferred tax assets (net)		0.000	0.000
(d) Long-term Loan and Advances		39.302	54.146
(e) Other Non-current assets		0.000	0.000
Total Non-Current Assets		1278.737	1267.704

DISCLAIMER : This Report is **PRIVATE & CONFIDENTIAL** and it is prepared at the request of and for its use by the Subscriber only. The Subscriber shall use the contents of the Report merely as an aid to its business. Mira Inform Private Limited ("MIPL") has collated information/data in the Report, which have not been verified unless otherwise specifically mentioned in the Report. The Subscriber shall independently verify the accuracy and correctness of the information/data before in any way acting upon the same. MIPL shall not be liable for any harm, injury, loss or damage caused to the Subscriber due to default by the Subscriber's debtors/beneficiaries in fulfilling their obligations of any nature whatsoever. This Report or any of its portion shall not be used as a documentary evidence or otherwise before any investigative agencies or forum of law. This Report is confidential and proprietary to MIPL. The Subscriber and/or any other person(s) may not reproduce, publish or disclose any of the contents of the Report to others without the express authorization of MIPL. This Report is prepared and issued to the Subscriber without any risk, responsibility or liability on the part of MIPL or its officials.

TRANSWORLD FURTICHEM PRIVATE LIMITED - 525590 MIRA

PAGE NO. : 17

(2) Current assets			
(a) Current investments		0.000	0.000
(b) Inventories		778.453	995.626
(c) Trade receivables		1495.747	1390.767
(d) Cash and cash equivalents		215.299	142.535
(e) Short-term loans and advances		466.534	329.159
(f) Other current assets		43.264	31.648
Total Current Assets		2999.297	2889.735
TOTAL		4278.034	4157.439

PROFIT & LOSS ACCOUNT (CONSOLIDATED)

	PARTICULARS		31.03.2016	31.03.2015
	SALES			
	Income		5359.304	4500.208
	Other Income		83.988	62.204
	TOTAL		5443.292	4562.412
Less	EXPENSES			
	Cost of Materials Consumed		2565.836	1909.716
	Purchases of Stock-in-Trade		1359.052	1416.335
	Changes in inventories of finished goods, work-in-progress and Stock-in-Trade		(1.315)	(93.465)
	Employees benefits expense		140.697	113.896
	CSR Expenditure		4.585	0.000
	Other expenses		952.014	727.660
	Exceptional Items		3.542	0.000
	TOTAL		5024.411	4074.142
Less	PROFIT/ (LOSS) BEFORE INTEREST, TAX, DEPRECIATION AND AMORTISATION		418.881	488.270
Less	FINANCIAL EXPENSES		213.455	150.533
	PROFIT / (LOSS) BEFORE TAX, DEPRECIATION AND AMORTISATION		205.426	337.737
Less/ Add	DEPRECIATION/ AMORTISATION		76.641	70.230
	PROFIT/ (LOSS) BEFORE TAX		128.785	267.507
Less	TAX (H)		45.603	132.367

DISCLAIMER : This Report is **PRIVATE & CONFIDENTIAL** and it is prepared at the request of and for its use by the Subscriber only. The Subscriber shall use the contents of the Report merely as an aid to its business. Mira Inform Private Limited ("MIPL") has collated information/data in the Report, which have not been verified unless otherwise specifically mentioned in the Report. The Subscriber shall independently verify the accuracy and correctness of the information/data before in any way acting upon the same. MIPL shall not be liable for any harm, injury, loss or damage caused to the Subscriber due to default by the Subscriber's debtors/beneficiaries in fulfilling their obligations of any nature whatsoever. This Report or any of its portion shall not be used as a documentary evidence or otherwise before any investigative agencies or forum of law. This Report is confidential and proprietary to MIPL. The Subscriber and/or any other person(s) may not reproduce, publish or disclose any of the contents of the Report to others without the express authorization of MIPL. This Report is prepared and issued to the Subscriber without any risk, responsibility or liability on the part of MIPL or its officials.

	PROFIT/ (LOSS) AFTER TAX		83.182
			135.140
	Earnings / (Loss) Per Share (INR)		--
			17.00

LOCAL AGENCY FURTHER INFORMATION

Sr. No.	Check list by info agents	Available in Report (Yes/No)
1	Year of establishment	Yes
2	Constitution of the entity -Incorporation details	Yes
3	Locality of the entity	Yes
4	Premises details	No
5	Buyer visit details	--
6	Contact numbers	Yes
7	Name of the person contacted	Yes
8	Designation of contact person	Yes
9	Promoter's background	Yes
10	Date of Birth of Proprietor / Partners / Directors	Yes
11	Pan Card No. of Proprietor / Partners	No
12	Voter Id Card No. of Proprietor / Partners	No
13	Type of business	Yes
14	Line of Business	Yes
15	Export/import details (if applicable)	Yes
16	No. of employees	Yes
17	Details of sister concerns	Yes
18	Major suppliers	No
19	Major customers	No
20	Banking Details	Yes
21	Banking facility details	Yes
22	Conduct of the banking account	--
23	Financials, if provided	Yes
24	Capital in the business	Yes
25	Last accounts filed at ROC, if applicable	No
26	Turnover of firm for last three years	Yes
27	Reasons for variation <> 20%	--
28	Estimation for coming financial year	No
29	Profitability for last three years	Yes
30	Major shareholders, if available	Yes
31	External Agency Rating, if available	Yes
32	Litigations that the firm/promoter involved in	--
33	Market information	--
34	Payments terms	Yes

DISCLAIMER : This Report is **PRIVATE & CONFIDENTIAL** and it is prepared at the request of and for its use by the Subscriber only. The Subscriber shall use the contents of the Report merely as an aid to its business. Mira Inform Private Limited ("MIPL") has collated information/data in the Report, which have not been verified unless otherwise specifically mentioned in the Report. The Subscriber shall independently verify the accuracy and correctness of the information/data before in any way acting upon the same. MIPL shall not be liable for any harm, injury, loss or damage caused to the Subscriber due to default by the Subscriber's debtors/beneficiaries in fulfilling their obligations of any nature whatsoever. This Report or any of its portion shall not be used as a documentary evidence or otherwise before any investigative agencies or forum of law. This Report is confidential and proprietary to MIPL. The Subscriber and/or any other person(s) may not reproduce, publish or disclose any of the contents of the Report to others without the express authorization of MIPL. This Report is prepared and issued to the Subscriber without any risk, responsibility or liability on the part of MIPL or its officials.

35	Negative Reporting by Auditors in the Annual Report	No
----	---	----

CORPORATE INFORMATION

Subject is a private company incorporated under the provisions of Companies Act, 1956 on 27th September, 2004 having registered office in Navi Mumbai. The Company was incorporated with main object to carry on the business of Manufacturers, Import, Export and resale of fertilizers, Chemicals and Agrochem.

STATE OF COMPANYS AFFAIRS :

The Management of the Company continued with the core business activities of the Company. There is no change in the nature of business of the Company. The Directors further report that post completion of the year, the Company has filed an application with the Honable High Court of Judicature at Bombay for merger of the Company with M/s. Trans Agro India Private Limited. on 10th August 2016. The petition is under consideration and is due for final hearing.

UNSECURED LOANS:

(INR In Million)

Particulars	As on 31.03.2016	As on 31.03.2015
LONG TERM BORROWING		
Other loans and advances	24.293	87.278
SHORT TERM BORROWING		
Rupee term loans from banks	2.085	50.079
Total	26.378	137.357

INDEX OF CHARGE:

Charges Registered								
SN o	SRN	Charge Id	Charg e Holde r Name	Date of Creation	Date of Modificati on	Date of Satisfacti on	Amount	Address
1	C816388 76	106257 97	Axis Bank Limite d	17/02/20 16	-	-	270000000. 0	Trishul 3rd Floor Opp Samartheshwar Temple, Lawgarden Ellis Bridge Ahmedabad Gujarat 380006 India
2	C589213 21	105799 41	Axis Bank	06/05/20 15	-	-	350000000. 0	Trishul 3rd Floor Opp Samartheshwar

DISCLAIMER : This Report is **PRIVATE & CONFIDENTIAL** and it is prepared at the request of and for its use by the Subscriber only. The Subscriber shall use the contents of the Report merely as an aid to its business. Mira Inform Private Limited ("MIPL") has collated information/data in the Report, which have not been verified unless otherwise specifically mentioned in the Report. The Subscriber shall independently verify the accuracy and correctness of the information/data before in any way acting upon the same. MIPL shall not be liable for any harm, injury, loss or damage caused to the Subscriber due to default by the Subscriber's debtors/beneficiaries in fulfilling their obligations of any nature whatsoever. This Report or any of its portion shall not be used as a documentary evidence or otherwise before any investigative agencies or forum of law. This Report is confidential and proprietary to MIPL. The Subscriber and/or any other person(s) may not reproduce, publish or disclose any of the contents of the Report to others without the express authorization of MIPL. This Report is prepared and issued to the Subscriber without any risk, responsibility or liability on the part of MIPL or its officials.

TRANSWORLD FURTICHEM PRIVATE LIMITED - 525590 MIRA

PAGE NO. : 20

			Limite d					Temple, Lawgarden Ellis Bridge Ahmedabad Gujarat 380006 India
3	G082937 97	105360 73	State Bank of India	17/09/20 14	23/02/2016	-	167000000 0.0	Commercial Branch, Ngn Vaidya Margnear Horniman Cirlice, Fortmumbaimh4000 01in
4	C261683 93	105241 52	State Bank of India	12/09/20 14	-	-	115000000 0.0	Commercial Branch, Ngn Vaidya Margnear Horniman Cirlice, Fort Mumbai 400001 India
5	G073631 20	105197 20	State Bank of India	05/07/20 14	17/02/2016	-	140000000 0.0	Commercial Branch, Ngn Vaidya Margnear Horniman Cirlice, Fort Mumbai Maharashtra 400001 India
6	C041467 59	104933 93	IDBI Bank Limite d	25/03/20 14	-	-	500000000. 0	Plot No. C-7, G Block, Bkcopp. To Nse Bldg, Bandra East Mumbai 400051 India
7	A836395 75	101956 15	STAT E BANK OF INDIA	09/01/20 10	31/03/2010	-	115000000 0.0	Commercial Branch, Ngn Vaidya Marg, Near Horniman Circle, Mumbai 400001 India
8	B935466 53	101531 03	Axis Bank Limite d	20/03/20 09	-	10/12/201 3	500000000. 0	84 Vardhaman Chambers, Sector 17,Vashinavi Mumbai 400705 India

FIXED ASSETS:

- Land
- Buildings
- Plant and equipment
- Factory equipment
- Furniture and fixtures
- Vehicles
- Office equipment
- Computer equipment

DISCLAIMER : This Report is **PRIVATE & CONFIDENTIAL** and it is prepared at the request of and for its use by the Subscriber only. The Subscriber shall use the contents of the Report merely as an aid to its business. Mira Inform Private Limited ("MIPL") has collated information/data in the Report, which have not been verified unless otherwise specifically mentioned in the Report. The Subscriber shall independently verify the accuracy and correctness of the information/data before in any way acting upon the same. MIPL shall not be liable for any harm, injury, loss or damage caused to the Subscriber due to default by the Subscriber's debtors/beneficiaries in fulfilling their obligations of any nature whatsoever. This Report or any of its portion shall not be used as a documentary evidence or otherwise before any investigative agencies or forum of law. This Report is confidential and proprietary to MIPL. The Subscriber and/or any other person(s) may not reproduce, publish or disclose any of the contents of the Report to others without the express authorization of MIPL. This Report is prepared and issued to the Subscriber without any risk, responsibility or liability on the part of MIPL or its officials.

PRESS RELEASE

COMPO EXPERT ENTERS STRATEGIC PARTNERSHIP WITH SIGNIFICANT INDIAN FERTILIZER COMPANY TRANSWORLD FURTICHEM

Comprehensive and future-oriented cooperation in terms of technology development, localized production and commercialization

COMPO EXPERT GmbH (COMPO EXPERT), a leading manufacturer of specialty fertilizers for commercial use and portfolio company of the London-headquartered global private equity firm XIO Group, is entering a strategic partnership with Transworld Furtichem Private Limited. (Transworld Furtichem), a significant fertilizer manufacturer in India. Through this comprehensive and future-oriented cooperation, Transworld Furtichem will become COMPO EXPERT's partner for the brands NovaTec[®] and Basfoliar[®] in India. Both parties will closely work together in developing new technologies, localizing the production and jointly commercializing the highly efficient, environmentally friendly COMPO EXPERT fertilizer products.

- Strong cooperation in technology development, localized production and commercialization for highly efficient and environmentally friendly fertilizers under the brands NovaTec[®] and Basfoliar[®]
- COMPO EXPERT gains significantly extended access to fast growing Indian market
- Efficient local production with improved ecological footprint

Thomas H. Ahrens, the CEO of COMPO EXPERT: "This strategic partnership represents another milestone on our determined path to become the leading manufacturer of specialty fertilizer for commercial use worldwide. India is a viable market with strong growth potential for high quality and environmentally friendly fertilizers, and thus ideally fits into our global expansion strategy. I am convinced that the cooperation with Transworld Furtichem will create significant value for both companies and yield tangible benefits for the Indian agriculture industry."

Transworld Furtichem has a strong position in the Indian fertilizer market and an extensive distribution network that will effectively expand COMPO EXPERT's local reach. The joint product portfolio of cash crops and high value crops will meet the rising demands of Indian farmers in terms of crop yields and sustainability. Against this background, Transworld Furtichem will ensure local manufacturing by establishing a new production facility in Kandla, India.

Yusuf Dhanani, the President of Transworld Furtichem: "The demand for modern fertilizers among Indian farmers is growing. Our new partnership with COMPO EXPERT gives us the opportunity to utilize their innovative technology and strong production expertise. At the same time, COMPO EXPERT will benefit from our long-standing experience and presence in the Indian market. I am thus looking forward to a fruitful and longstanding partnership."

COMPO EXPERT, Europe's leading manufacturer of special fertilizers, offers a broad portfolio of high-quality innovative fertilizers for commercial use. Over the past years, the company has significantly expanded its global footprint through targeted expansion and strategic partnerships in Latin and South America as well as in Asia. The new cooperation with Indian Transworld Furtichem encompasses two of the highly efficient and environmentally friendly quality fertilizer products: NovaTec[®], a stabilized water-soluble fertilizers brand, and Basfoliar[®], a foliar applied biostimulants.

Carsten Geyer, Partner and Head of Europe for XIO Group, the London-headquartered owner of COMPO EXPERT: "The partnership with Transworld Furtichem is an excellent strategic fit for COMPO EXPERT. After entering a strategic cooperation in China last year, this new one in India represents another important lever for accelerated growth and value generation in the Asian region. We are glad that we could support this important next step in the company's stringent internationalization."

Joseph Pacini, CEO and Partner of XIO Group added: "COMPO EXPERT has realized a tremendous development over the past years and has become a truly international specialized fertilizer company with leading market positions in Europe, Latin and South America and a growing presence in Asia. It is a blueprint for XIO Group's strength in investing and successfully growing market-leading and high-performing businesses worldwide."

About COMPO EXPERT

COMPO EXPERT GmbH, with headquarters in Münster in the German region of Westphalia, is an international company with locations in Europe, North and South America, Asia and South Africa. The Company produces and sells special fertilizers and biostimulants for all areas of plant cultivation. COMPO EXPERT offers a broad range of high quality, innovative special fertilizers for commercial use. Its product range includes innovative slow-release fertilizers, special mineral fertilizers, coated fertilizers, nutrient salts, liquid fertilizers, trace nutrients and soil treatments, and crop protection products. With those products, COMPO EXPERT is a market leader in Europe. COMPO EXPERT was acquired in 2015 by XIO Group, a global alternative investments company, and now has more than 600 employees. For more information, visit: www.compo-expert.com.

About XIO Group

XIO Group is a global multi-billion dollar alternative investments firm headquartered in London that employs an international team of more than 50 investment professionals. Representing more than a dozen nationalities among its employees and its network of advisors, the firm has operations in the United Kingdom, Germany, Switzerland, Hong Kong, the United States and mainland China. With a seasoned international investment team that includes professionals with experience working at many of the world's leading private equity firms, XIO Group seeks to deploy its capital for global transactions. XIO Group's strategy is to identify and invest in market-leading businesses located across North America and Europe and help these companies to capitalize on untapped opportunities in fast growing markets, particularly in Asia. XIO Group is led by its four founders: Athene Li, Joseph Pacini, Murphy Qiao and Carsten Geyer. For more information, visit: www.xiogroup.com.

About Transworld Furtichem

Transworld Furtichem represent the fertilizer division of Dubai based "Blue Deebaj Group" with 1,500 employees. It has production facilities in Dubai, India and Malaysia that among others manufacture NPK compounds, Water-soluble NPK, Granulated Single Super Phosphate, Magnesium Sulphate, Sulphate of potash. Transworld Furtichem covers all fertilizer business segments as well as retail, distribution, manufacturing, supply chain management and R&D. The company's extensive operations are spread over six countries namely: Malaysia, India, UAE, Mozambique, Zambia and Malawi.

CMT REPORT (Corruption, Money Laundering & Terrorism]

The Public Notice information has been collected from various sources including but not limited to: **The Courts, India Prisons Service, Interpol, etc.**

1] INFORMATION ON DESIGNATED PARTY

No records exist designating subject or any of its beneficial owners, controlling shareholders or senior officers as terrorist or terrorist organization or whom notice had been received that all financial transactions involving their assets have been blocked or convicted, found guilty or against whom a judgement or order had been entered in a proceedings for violating money-laundering, anti-corruption or bribery or international economic or anti-terrorism sanction laws or whose assets were seized, blocked, frozen or ordered forfeited for violation of money laundering or international anti-terrorism laws.

2] Court Declaration :

No records exist to suggest that subject is or was the subject of any formal or informal allegations, prosecutions or other official proceeding for making any prohibited payments or other improper payments to government officials for engaging in prohibited transactions or with designated parties.

3] Asset Declaration :

No records exist to suggest that the property or assets of the subject are derived from criminal conduct or a prohibited transaction.

4] Record on Financial Crime :

Charges or conviction registered against subject: **None**

5] Records on Violation of Anti-Corruption Laws :

Charges or investigation registered against subject: **None**

6] Records on Int'l Anti-Money Laundering Laws/Standards :

Charges or investigation registered against subject: **None**

7] Criminal Records

No available information exist that suggest that subject or any of its principals have been formally charged or convicted by a competent governmental authority for any financial crime or under any formal investigation by a competent government authority for any violation of anti-corruption laws or international anti-money laundering laws or standard.

8] Affiliation with Government :

No record exists to suggest that any director or indirect owners, controlling shareholders, director, officer or employee of the company is a government official or a family member or close business associate of a Government official.

9] Compensation Package :

Our market survey revealed that the amount of compensation sought by the subject is fair and reasonable and comparable to compensation paid to others for similar services.

10] Press Report :

No press reports / filings exists on the subject.

CORPORATE GOVERNANCE

MIRA INFORM as part of its Due Diligence do provide comments on Corporate Governance to identify management and governance. These factors often have been predictive and in some cases have created vulnerabilities to credit deterioration.

Our Governance Assessment focuses principally on the interactions between a company's management, its Board of Directors, Shareholders and other financial stakeholders.

CONTRAVENTION

Subject is not known to have contravened any existing local laws, regulations or policies that prohibit, restrict or otherwise affect the terms and conditions that could be included in the agreement with the subject.

FOREIGN EXCHANGE RATES

Currency	Unit	INR
US Dollar	1	INR 70.23
UK Pound	1	INR 89.37
Euro	1	INR 79.97

INFORMATION DETAILS

Information Gathered by :	SHR
Analysis Done by :	NIS
Report Prepared by :	JYO

SCORE FACTORS

DEMERIT POINTS		
--BANK CHARGES	YES/NO	YES
--LITIGATION	YES/NO	NO
--OTHER ADVERSE INFORMATION	YES/NO	NO
MERIT POINTS		
--SOLE DISTRIBUTORSHIP	YES/NO	NO
--EXPORT ACTIVITIES	YES/NO	NO
--AFFILIATION	YES/NO	YES
--LISTED	YES/NO	NO
--OTHER MERIT FACTORS	YES/NO	YES

RATING EXPLANATIONS

Credit Rating	Explanation	Rating Comments
A++	Minimum Risk	Business dealings permissible with minimum risk of default
A+	Low Risk	Business dealings permissible with low risk of default
A	Acceptable Risk	Business dealings permissible with moderate risk of default
B	Medium Risk	Business dealings permissible on a regular monitoring basis
C	Medium High Risk	Business dealings permissible preferably on secured basis
D	High Risk	Business dealing not recommended or on secured terms only
NB	New Business	No recommendation can be done due to business in infancy stage
NT	No Trace	No recommendation can be done as the business is not traceable

NB is stated where there is insufficient information to facilitate rating. However, it is not to be considered as unfavourable.

This score serves as a reference to assess SC's credit risk and to set the amount of credit to be extended. It is calculated from a composite of weighted scores obtained from each of the major sections of this report. The assessed factors are as follows:

- Financial condition covering various ratios
- Company background and operations size
- Promoters / Management background
- Payment record
- Litigation against the subject
- Industry scenario / competitor analysis
- Supplier / Customer / Banker review (wherever available)

DISCLAIMER : This Report is **PRIVATE & CONFIDENTIAL** and it is prepared at the request of and for its use by the Subscriber only. The Subscriber shall use the contents of the Report merely as an aid to its business. Mira Inform Private Limited ("MIPL") has collated information/data in the Report, which have not been verified unless otherwise specifically mentioned in the Report. The Subscriber shall independently verify the accuracy and correctness of the information/data before in any way acting upon the same. MIPL shall not be liable for any harm, injury, loss or damage caused to the Subscriber due to default by the Subscriber's debtors/beneficiaries in fulfilling their obligations of any nature whatsoever. This Report or any of its portion shall not be used as a documentary evidence or otherwise before any investigative agencies or forum of law. This Report is confidential and proprietary to MIPL. The Subscriber and/or any other person(s) may not reproduce, publish or disclose any of the contents of the Report to others without the express authorization of MIPL. This Report is prepared and issued to the Subscriber without any risk, responsibility or liability on the part of MIPL or its officials.