

MIRA INFORM REPORT

Report No. :	525487
Report Date :	18.08.2018

IDENTIFICATION DETAILS

Name :	CENTURY PLYBOARDS (INDIA) LIMITED
Registered Office :	6, Lyons Range, Kolkata - 700 001, West Bengal
Tel. No.:	91-33-39403950
Country :	India
Financials (as on) :	31.03.2018
Date of Incorporation :	05.01.1982
CIN No.: [Company Identification No.]	L20101WB1982PLC034435
Capital Investment / Paid-up Capital :	INR 222.527 Million
IEC No.: [Import-Export Code No.]	0288037243
PAN No.: [Permanent Account No.]	AABCC1682J
GSTN : [Goods & Service Tax Registration No.]	19AABCC1682J1ZJ
Legal Form :	A Public Limited Liability Company. The Company's Shares are Listed on the Stock Exchanges.
Line of Business :	Subject is engaged in manufacturing and sale of Plywood, Laminates, Decorative Veneers, Medium Density Fiber Boards, Pre-laminated boards, Particle Board and Flush Doors and providing Container Freight Station services. (Registered Activity)
No. of Employees :	7116 (Approximately)

RATING & COMMENTS

DISCLAIMER : This Report is **PRIVATE & CONFIDENTIAL** and it is prepared at the request of and for its use by the Subscriber only. The Subscriber shall use the contents of the Report merely as an aid to its business. Mira Inform Private Limited ("MIPL") has collated information/data in the Report, which have not been verified unless otherwise specifically mentioned in the Report. The Subscriber shall independently verify the accuracy and correctness of the information/data before in any way acting upon the same. MIPL shall not be liable for any harm, injury, loss or damage caused to the Subscriber due to default by the Subscriber's debtors/beneficiaries in fulfilling their obligations of any nature whatsoever. This Report or any of its portion shall not be used as a documentary evidence or otherwise before any investigative agencies or forum of law. This Report is confidential and proprietary to MIPL. The Subscriber and/or any other person(s) may not reproduce, publish or disclose any of the contents of the Report to others without the express authorization of MIPL. This Report is prepared and issued to the Subscriber without any risk, responsibility or liability on the part of MIPL or its officials.

(Mira Inform has adopted New Rating mechanism w.e.f. 23rd January 2017)

MIRA's Rating :

A+

Credit Rating	Explanation	Rating Comments
A+	Low Risk	Business dealings permissible with low risk of default

Status :	Excellent
Payment Behaviour :	Regular
Litigation :	Exist
Comments :	<p>Subject is a part of "Century Group" and it was incorporated in the year 1982. It is engaged in manufacturing of plywood, laminates, decorative veneers and pre-laminated doors.</p> <p>As per financials of March 2018, the company has registered a growth of 4.26% in its revenue as compared to its previous year's revenue and has reported average profit margin of 7.82%.</p> <p>Rating takes into consideration the company's established track record of business operations marked by healthy net worth base along with low solvency indicators and good liquidity position.</p> <p>Rating also takes into account the established market position in ply board industry and extensive experience of its promoters.</p> <p>Shares are quoted high Stock Exchanges. (Shares are traded at a price of INR 225.85 against its face value of INR 1).</p> <p>However, rating strength is partially offset by susceptibility to volatility in foreign exchange rates and exposure to intense competition in fragmented and cyclical industry and risks related to projects implementation.</p> <p>As per unaudited quarterly financials of June 2018, the company has achieved a revenue of INR 5372.600 Million from its operations and has reported a good profit margin of 8.44%.</p> <p>Payments seems to be regular.</p> <p>In view of aforesaid, the company can be considered for business dealings at usual trade terms and conditions.</p>

NOTES :

Any query related to this report can be made on e-mail : infodept@mirainform.com while quoting report number, name and date.

DISCLAIMER : This Report is **PRIVATE & CONFIDENTIAL** and it is prepared at the request of and for its use by the Subscriber only. The Subscriber shall use the contents of the Report merely as an aid to its business. Mira Inform Private Limited ("MIPL") has collated information/data in the Report, which have not been verified unless otherwise specifically mentioned in the Report. The Subscriber shall independently verify the accuracy and correctness of the information/data before in any way acting upon the same. MIPL shall not be liable for any harm, injury, loss or damage caused to the Subscriber due to default by the Subscriber's debtors/beneficiaries in fulfilling their obligations of any nature whatsoever. This Report or any of its portion shall not be used as a documentary evidence or otherwise before any investigative agencies or forum of law. This Report is confidential and proprietary to MIPL. The Subscriber and/or any other person(s) may not reproduce, publish or disclose any of the contents of the Report to others without the express authorization of MIPL. This Report is prepared and issued to the Subscriber without any risk, responsibility or liability on the part of MIPL or its officials.

ECGC Country Risk Classification List

Country Name	Previous Rating (31.12.2017)	Current Rating (01.04.2018)
India	A1	A1

Risk Category	ECGC Classification
Insignificant	A1
Low Risk	A2
Moderately Low Risk	B1
Moderate Risk	B2
Moderately High Risk	C1
High Risk	C2
Very High Risk	D

EXTERNAL AGENCY RATING

Rating Agency Name	CRISIL
Rating	Long Term Rating=A (Issuer Non-Cooperative)
Rating Explanation	Adequate degree of safety and low credit risk.
Date	10.04.2018

RBI DEFAULTERS' LIST STATUS

Subject's name is not enlisted as a defaulter in the publicly available RBI Defaulters' list.

EPF (Employee Provident Fund) DEFAULTERS' LIST STATUS

Subject's name is not enlisted as a defaulter in the publicly available EPF (Employee Provident Fund) Defaulters' list as of 31-03-2018.

BIFR (Board for Industrial & Financial Reconstruction) LISTING STATUS

Subject's name is not listed as a Sick Unit in the publicly available BIFR (Board for Industrial & Financial Reconstruction) list as of 18.08.2018

DISCLAIMER : This Report is **PRIVATE & CONFIDENTIAL** and it is prepared at the request of and for its use by the Subscriber only. The Subscriber shall use the contents of the Report merely as an aid to its business. Mira Inform Private Limited ("MIPL") has collated information/data in the Report, which have not been verified unless otherwise specifically mentioned in the Report. The Subscriber shall independently verify the accuracy and correctness of the information/data before in any way acting upon the same. MIPL shall not be liable for any harm, injury, loss or damage caused to the Subscriber due to default by the Subscriber's debtors/beneficiaries in fulfilling their obligations of any nature whatsoever. This Report or any of its portion shall not be used as a documentary evidence or otherwise before any investigative agencies or forum of law. This Report is confidential and proprietary to MIPL. The Subscriber and/or any other person(s) may not reproduce, publish or disclose any of the contents of the Report to others without the express authorization of MIPL. This Report is prepared and issued to the Subscriber without any risk, responsibility or liability on the part of MIPL or its officials.

IBBI (Insolvency and Bankruptcy Board of India) LISTING STATUS

Subject's name is not listed in the publicly available IBBI (Insolvency and Bankruptcy Board of India) list as of report date.

INFORMATION DENIED BY

MANAGEMENT NON-COOPERATIVE [Tel. No.: 91-33-39403950 (Accountant)]

LOCATIONS

Registered Office/ Head Quarters :	6, Lyons Range, Kolkata - 700 001, West Bengal, India
Tel. No.:	91-33-39403950
Fax No.:	91-33-22483539
E-Mail :	kolkata@centuryply.com investors@centuryply.com sundeej@centuryply.com
Website :	www.centuryply.com
Plant Locations :	<p>Plywood and Veneer Units :</p> <ul style="list-style-type: none"> • Kanchowki, Bishnupur, District: 24 Parganas (S), West Bengal, India Tel. No.: 91-33-24709680/ 9155/ 9157 • Chinnappolapuram, Gummidipoondi, Tamilnadu, India • Rambha Road, Taraori , Haryana, India • Mirza Palasbari Road, Kamrup, Assam, India • Village: Moti Chirai, Taluka: Bhachau-Kachchh, Gujarat, India <p>Plywood and Veneer Units : (Owned by subsidiaries)</p> <ul style="list-style-type: none"> • Roorkee, Uttarakhand • Yangon, Myanmar • Attaoeu, Laos <p>Container Freight Station</p> <ul style="list-style-type: none"> • Block-B and C, Sonai, Khidderpore, Kolkata, West Bengal, India • Hide Road, Brace Bridge, Khidderpore, Kolkata, West Bengal, India <p>MDF</p>

DISCLAIMER : This Report is **PRIVATE & CONFIDENTIAL** and it is prepared at the request of and for its use by the Subscriber only. The Subscriber shall use the contents of the Report merely as an aid to its business. Mira Inform Private Limited ("MIPL") has collated information/data in the Report, which have not been verified unless otherwise specifically mentioned in the Report. The Subscriber shall independently verify the accuracy and correctness of the information/data before in any way acting upon the same. MIPL shall not be liable for any harm, injury, loss or damage caused to the Subscriber due to default by the Subscriber's debtors/beneficiaries in fulfilling their obligations of any nature whatsoever. This Report or any of its portion shall not be used as a documentary evidence or otherwise before any investigative agencies or forum of law. This Report is confidential and proprietary to MIPL. The Subscriber and/or any other person(s) may not reproduce, publish or disclose any of the contents of the Report to others without the express authorization of MIPL. This Report is prepared and issued to the Subscriber without any risk, responsibility or liability on the part of MIPL or its officials.

	Village Doulwal, Tehsil and District Hoshiarpur, Punjab, India
Branch Office 1 :	4, Fairlee Place, 2 nd Floor, Kolkata – 700 001, West Bengal, India
Branch Office 2 :	48th Km Stone, G.N .T. Road, Chinn A Obalapuram, Gummidipundi, Thiruvallue - 601201, Tamilnadu, India
Tel. No.:	91-44-27991344
Branch Office :	<p>Also Located at:</p> <p>North Zone</p> <ul style="list-style-type: none"> • Delhi • Lucknow • Gurgaon • Jaipur • Chandigarh • Ghaziabad • Indore • Udaipur • Bhopal • Jabalpur <p>South Zone</p> <ul style="list-style-type: none"> • Chennai • Bangalore • Coimbatore • Hubli • Hyderabad • Kochi <p>East Zone</p> <ul style="list-style-type: none"> • Patna • Kolkata • Guwahati • Raipur • Ranchi <p>West Zone</p> <ul style="list-style-type: none"> • Mumbai • Nagpur • Ahmedabad • Pune • Surat • Nashik

DIRECTORS

As on 31.03.2018

Name :	Mr. Sunil Mitra
Designation :	Director
Address :	Chirantan, 241, Shantipally, 2nd Floor, Behind Acropolis Mall, Rajdanga, Kolkata – 700107, West Bengal, India
Date of Appointment :	03.08.2017
DIN No.:	00113473
Name :	Mr. Sajjan Bhajanka
Designation :	Managing Director
Address :	Flat No. 10A, Shree Ram Garden, 15 Belvedere Road, Alipore, Kolkata – 700027, West Bengal, India
Date of Appointment :	05.12.1986
DIN No.:	00246043
Name :	Mr. Sanjay Agarwal
Designation :	Managing Director
Address :	Flat 501 4A, Ashoka Road, Alipore Alipore Circus Avenue, Kolkata – 700027, West Bengal, India
Date of Appointment :	05.01.1982
DIN No.:	00246132
Name :	Mr. Hari Prasad Agarwal
Designation :	Whole-time Director
Address :	CF 256, Salt Lake City, Tank No. 6, Sector I, Bidhannagar, Kolkata – 700064, West Bengal, India
Date of Appointment :	05.01.1982
DIN No.:	00266005
Name :	Mr. Mangilal Jain
Designation :	Director
Address :	37 B, Garcha Road, Near Jyotirmai Club, Ballygunj, Kolkata – 700019, West Bengal, India
Date of Appointment :	30.12.2005
DIN No.:	00353075
Name :	Mr. Vijay Chhibber
Designation :	Director
Address :	Flat No. 504, Tower No. 25, Commonwealth Games Village, Shakarpur, Delhi – 110092, India
Date of Appointment :	01.02.2017
DIN No.:	00396838
Name :	Mrs. Mamta Binani

CENTURY PLYBOARDS (INDIA) LIMITED - 525487

PAGE NO. : 7

Designation :	Director
Address :	Sun City Complex, Flat C-203, 105/1, Bidhannagar Road, Near Bidhannagar Railway Station, Ultada Nga Main R, Kolkata – 700067, West Bengal, India
Date of Appointment :	24.07.2014
DIN No.:	00462925
Name :	Mr. Debanjan Mandal
Designation :	Director
Address :	93/3A/2, Acharya Prafulla Chandra Road, Kolkata – 700009, West Bengal, India
Date of Appointment :	01.08.2017
DIN No.:	00469622
Name :	Mr. Ajay Baldawa
Designation :	Whole-time Director
Address :	2/3, Judges Court Road, Alipore, Circus Avenue, Kolkata – 700027, West Bengal, India
Date of Appointment :	23.02.1994
DIN No.:	00472128
Name :	Mr. Prem Kumar Bhajanka
Designation :	Managing Director
Address :	GH 19 A, Celebrity Homes, Palam Vihar, Gurugram – 122017, Haryana, India
Date of Appointment :	27.08.2008
DIN No.:	00591512
Name :	Mr. Santanu Ray
Designation :	Director
Address :	P-14, Block-B, Bangur Avenue, Kolkata – 700055, West Bengal, India
Date of Appointment :	31.10.2011
DIN No.:	00642736
Name :	Mr. Asit Pal
Designation :	Director
Address :	2104, Grandeur Tower, Vasant Marvel Complex, Off W.E Highway, Borivali (East), Mumbai – 400066, Maharashtra, India
Date of Appointment :	30.03.2012
DIN No.:	00742391
Name :	Mr. Vishnu Khemani
Designation :	Managing Director
Address :	Old No. 7, New No. 8, George Avenue, Alwarpet, Teynampet, Chennai – 600018, Tamilnadu,
Date of Appointment :	27.08.2008
DIN No.:	01006268
Name :	Mr. Joginder Pal Dua
Designation :	Director

DISCLAIMER : This Report is **PRIVATE & CONFIDENTIAL** and it is prepared at the request of and for its use by the Subscriber only. The Subscriber shall use the contents of the Report merely as an aid to its business. Mira Inform Private Limited ("MIPL") has collated information/data in the Report, which have not been verified unless otherwise specifically mentioned in the Report. The Subscriber shall independently verify the accuracy and correctness of the information/data before in any way acting upon the same. MIPL shall not be liable for any harm, injury, loss or damage caused to the Subscriber due to default by the Subscriber's debtors/beneficiaries in fulfilling their obligations of any nature whatsoever. This Report or any of its portion shall not be used as a documentary evidence or otherwise before any investigative agencies or forum of law. This Report is confidential and proprietary to MIPL. The Subscriber and/or any other person(s) may not reproduce, publish or disclose any of the contents of the Report to others without the express authorization of MIPL. This Report is prepared and issued to the Subscriber without any risk, responsibility or liability on the part of MIPL or its officials.

CENTURY PLYBOARDS (INDIA) LIMITED - 525487

PAGE NO. : 8

Address :	1715, First Floor DLF Phase-4, Chakkarpur, Gurugram – 122002, Haryana, India
Date of Appointment :	28.01.2016
DIN No.:	02374358
Name :	Mr. Keshav Bhajanka
Designation :	Whole-time Director
Address :	Flat No. 10A, Shreeram Garden, 15, Belvedere Road, Alipore, Kolkata – 700027, West Bengal, India
Date of Appointment :	28.01.2016
DIN No.:	03109701
Name :	Ms. Nikita Bansal
Designation :	Whole-time Director
Address :	Flat 503, 4A Ashok Road, Alipore, Kolkata – 700027, West Bengal, India
Date of Appointment :	01.02.2017
DIN No.:	03109710

KEY EXECUTIVES

Name :	Mr. Sundeep Jhunjhunwala
Designation :	Company Secretary
Address :	Diamond City West, Tower-6, Flat-8G 18, Ho Chi Minh Sarani, Behala, Sarsuna, Kolkata – 700061, West Bengal, India
Date of Appointment :	30.10.2013
PAN No.:	AFFPJ6691F
Name :	Mr. Arun Kumar Julasaria
Designation :	Chief Financial Officer
Address :	269, Block - 'B' Bangur Avenue, Kolkata – 700055, West Bengal, India
Date of Appointment :	06.05.2014
PAN No.:	ACRPJ6103C
Board Committee	
Audit Committee :	<ul style="list-style-type: none"> • Mangilal Jain (Chairman) • Santanu Ray • Mamta Binani • Hari Prasad Agarwal
Corporate Social Responsibility Committee :	<ul style="list-style-type: none"> • Sajjan Bhajanka (Chairman) • Hari Prasad Agarwal • Mangilal Jain • Mamta Binani
Share Transfer Committee :	<ul style="list-style-type: none"> • Hari Prasad Agarwal (Chairman) • Keshav Bhajanka

DISCLAIMER : This Report is **PRIVATE & CONFIDENTIAL** and it is prepared at the request of and for its use by the Subscriber only. The Subscriber shall use the contents of the Report merely as an aid to its business. Mira Inform Private Limited ("MIPL") has collated information/data in the Report, which have not been verified unless otherwise specifically mentioned in the Report. The Subscriber shall independently verify the accuracy and correctness of the information/data before in any way acting upon the same. MIPL shall not be liable for any harm, injury, loss or damage caused to the Subscriber due to default by the Subscriber's debtors/beneficiaries in fulfilling their obligations of any nature whatsoever. This Report or any of its portion shall not be used as a documentary evidence or otherwise before any investigative agencies or forum of law. This Report is confidential and proprietary to MIPL. The Subscriber and/or any other person(s) may not reproduce, publish or disclose any of the contents of the Report to others without the express authorization of MIPL. This Report is prepared and issued to the Subscriber without any risk, responsibility or liability on the part of MIPL or its officials.

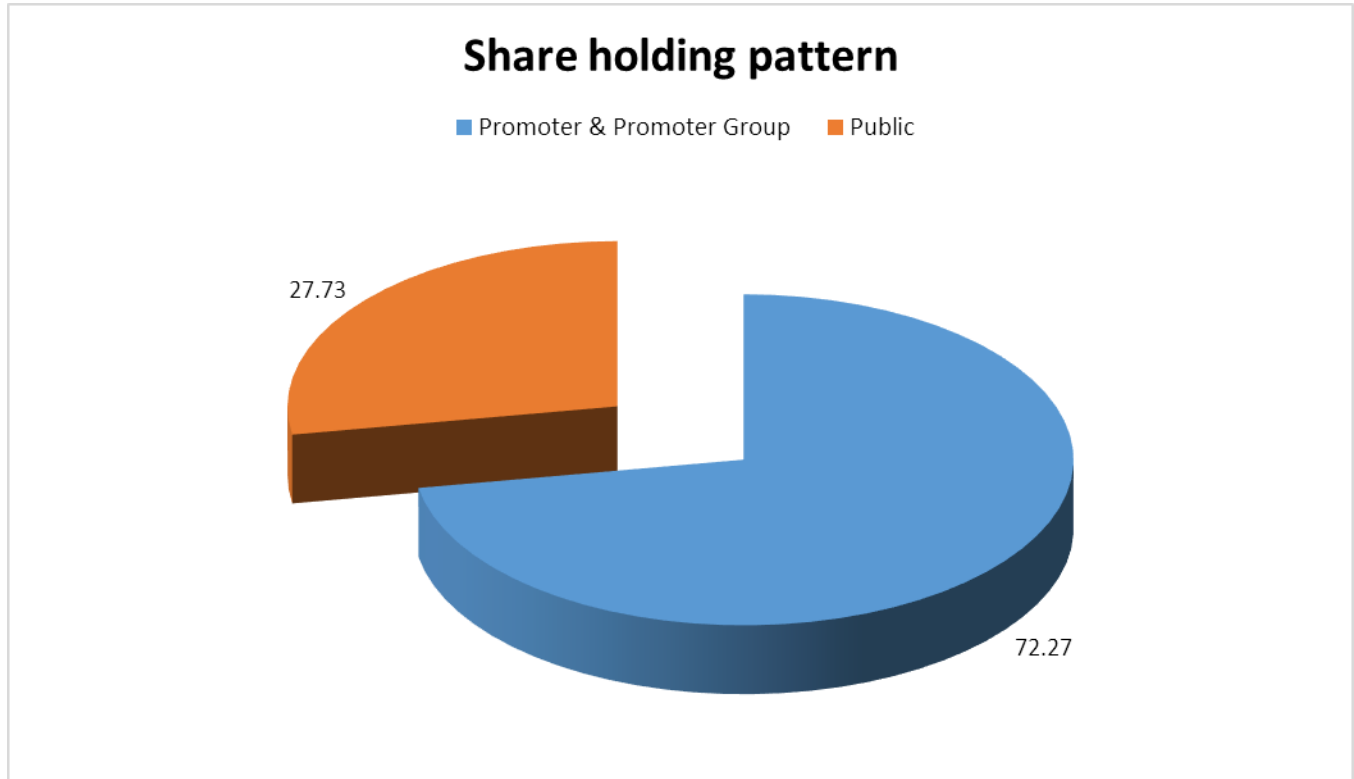
	<ul style="list-style-type: none"> Ajay Baldawa
Nomination and Remuneration Committee :	<ul style="list-style-type: none"> Mangilal Jain (Chairman) Santanu Ray Mamta Binani
Finance Committee :	<ul style="list-style-type: none"> Sajjan Bhajanka (Chairman) Hari Prasad Agarwal Sanjay Agarwal
Stakeholders Relationship Committee :	<ul style="list-style-type: none"> Mamta Binani (Chairman) Hari Prasad Agarwal

MAJOR SHAREHOLDERS / SHAREHOLDING PATTERN

As on 30.06.2018

Category of shareholder	No. of fully paid up equity shares held	Shareholding as a % of total no. of shares (calculated as per SCRR, 1957)As a % of
(A) Promoter & Promoter Group	160554929	72.27
(B) Public	61618061	27.73
Grand Total	222172990	100.00

DISCLAIMER : This Report is **PRIVATE & CONFIDENTIAL** and it is prepared at the request of and for its use by the Subscriber only. The Subscriber shall use the contents of the Report merely as an aid to its business. Mira Inform Private Limited ("MIPL") has collated information/data in the Report, which have not been verified unless otherwise specifically mentioned in the Report. The Subscriber shall independently verify the accuracy and correctness of the information/data before in any way acting upon the same. MIPL shall not be liable for any harm, injury, loss or damage caused to the Subscriber due to default by the Subscriber's debtors/beneficiaries in fulfilling their obligations of any nature whatsoever. This Report or any of its portion shall not be used as a documentary evidence or otherwise before any investigative agencies or forum of law. This Report is confidential and proprietary to MIPL. The Subscriber and/or any other person(s) may not reproduce, publish or disclose any of the contents of the Report to others without the express authorization of MIPL. This Report is prepared and issued to the Subscriber without any risk, responsibility or liability on the part of MIPL or its officials.



Statement showing shareholding pattern of the Promoter and Promoter Group

Category of shareholder	No. of fully paid up equity shares held	Shareholding as a % of total no. of shares (calculated as per SCRR, 1957)As a % of
A1) Indian		0.00
Individuals/Hindu undivided Family	121225849	54.56
SAJJAN BHAJANKA	25234402	11.36
SANJAY AGARWAL	24350765	10.96
DIVYA AGARWAL	16749750	7.54
SANTOSH BHAJANKA	15449500	6.95
VISHNU KHEMANI	12745505	5.74
SUDHA KHEMANI	5986000	2.69
PREM KUMAR BHAJANKA	4636997	2.09
YASH BHAJANKA	3149132	1.42
BHAWNA AGARWAL	3099690	1.40
HARI PRASAD AGARWAL	2435760	1.10
SUMITRA DEVI AGARWAL	1703650	0.77
HARI PRASAD AGARWAL (HUF)	1608890	0.72
RAJESH KUMAR AGARWAL	1602308	0.72
SONU KAJARIA	628500	0.28

DISCLAIMER : This Report is **PRIVATE & CONFIDENTIAL** and it is prepared at the request of and for its use by the Subscriber only. The Subscriber shall use the contents of the Report merely as an aid to its business. Mira Inform Private Limited ("MIPL") has collated information/data in the Report, which have not been verified unless otherwise specifically mentioned in the Report. The Subscriber shall independently verify the accuracy and correctness of the information/data before in any way acting upon the same. MIPL shall not be liable for any harm, injury, loss or damage caused to the Subscriber due to default by the Subscriber's debtors/beneficiaries in fulfilling their obligations of any nature whatsoever. This Report or any of its portion shall not be used as a documentary evidence or otherwise before any investigative agencies or forum of law. This Report is confidential and proprietary to MIPL. The Subscriber and/or any other person(s) may not reproduce, publish or disclose any of the contents of the Report to others without the express authorization of MIPL. This Report is prepared and issued to the Subscriber without any risk, responsibility or liability on the part of MIPL or its officials.

CENTURY PLYBOARDS (INDIA) LIMITED - 525487

PAGE NO. : 11

PAYAL AGRAWAL	600000	0.27
SHRADDHA AGARWAL	600000	0.27
KESHAV BHAJANKA	500000	0.23
NANCY CHOUDHARY	95000	0.04
NIKITA BANSAL	50000	0.02
Any Other (specify)	39329080	17.70
SRI RAM VANIJYA PRIVATE LIMITED	8502180	3.83
BRIJDHAM MERCHANTS PRIVATE LIMITED	7743990	3.49
SUMANGAL INTERNATIONAL PRIVATE LIMITED	7666800	3.45
SUMANGAL BUSINESS PRIVATE LIMITED	6831240	3.07
SRI RAM MERCHANTS PRIVATE LIMITED	6739870	3.03
AUROVILLE INVESTMENTS PRIVATE LIMITED	1845000	0.83
Sub Total A1	160554929	72.27
A2) Foreign		0.00
A=A1+A2	160554929	72.27

Statement showing shareholding pattern of the Public shareholder

Category & Name of the Shareholders	No. of fully paid up equity shares held	Shareholding % calculated as per SCRR, 1957 As a % of
B1) Institutions	0	0.00
Mutual Funds/	10599968	4.77
ADITYA BIRLA SUN LIFE TRUSTEE PRIVATE LIMITED A/C ADITYA BIRLA SUN LIFE PURE VAL	3882787	1.75
SUNDARAM MUTUAL FUND A/C SUNDARAM LONG TERM MICRO CAP TAX ADVANTAGE FUND - SERIE	3202826	1.44
Alternate Investment Funds	1196506	0.54
Foreign Portfolio Investors	22799662	10.26
GOVERNMENT PENSION FUND GLOBAL	5376802	2.42
GOLDMAN SACHS INDIA LIMITED	3003351	1.35
Financial Institutions/ Banks	91454	0.04
Any Other (specify)	20783	0.01
Foreign Institutional Investors	20783	0.01
Sub Total B1	34708373	15.62
B2) Central Government/ State Government(s)/ President of India	0	0.00
B3) Non-Institutions	0	0.00
Individual share capital upto INR 0.200 Million	16418847	7.39
Individual share capital in excess of INR 0.200 Million	852000	0.38
NBFCs registered with RBI	2705	0.00
Any Other (specify)	9636136	4.34
IEPF	61450	0.03
Bodies Corporate	7575028	3.41
Clearing Members	309398	0.14
Non-Resident Indian (NRI)	1074544	0.48
Domestic Corporate Unclaimed Shares Account	11250	0.01

DISCLAIMER : This Report is **PRIVATE & CONFIDENTIAL** and it is prepared at the request of and for its use by the Subscriber only. The Subscriber shall use the contents of the Report merely as an aid to its business. Mira Inform Private Limited ("MIPL") has collated information/data in the Report, which have not been verified unless otherwise specifically mentioned in the Report. The Subscriber shall independently verify the accuracy and correctness of the information/data before in any way acting upon the same. MIPL shall not be liable for any harm, injury, loss or damage caused to the Subscriber due to default by the Subscriber's debtors/beneficiaries in fulfilling their obligations of any nature whatsoever. This Report or any of its portion shall not be used as a documentary evidence or otherwise before any investigative agencies or forum of law. This Report is confidential and proprietary to MIPL. The Subscriber and/or any other person(s) may not reproduce, publish or disclose any of the contents of the Report to others without the express authorization of MIPL. This Report is prepared and issued to the Subscriber without any risk, responsibility or liability on the part of MIPL or its officials.

CENTURY PLYBOARDS (INDIA) LIMITED - 525487

PAGE NO. : 12

Trusts	601733	0.27
Foreign Nationals	2733	0.00
Sub Total B3	26909688	12.11
B=B1+B2+B3	61618061	27.73

BUSINESS DETAILS

Line of Business :	Subject is engaged in manufacturing and sale of Plywood, Laminates, Decorative Veneers, Medium Density Fiber Boards, Pre-laminated boards, Particle Board and Flush Doors and providing Container Freight Station services. (Registered Activity)	
Products/ Services :	NIC Code No.	Product/ Services Description
	1621	Plywood and Veneer
	1709	Laminate
Brand Names :	Not Available	
Agencies Held :	Not Available	
Exports :	Not Divulged	
Imports :	Not Divulged	
Terms :	Not Divulged	

PRODUCTION STATUS NOT AVAILABLE

GENERAL INFORMATION

Suppliers :	Reference :	Not Divulged
	Name of the Person :	--
	Contact No.:	--
	Since How Long Known :	--
	Maximum Limit Dealt :	--
	Experience :	--
	Remark:	--
Customers :	Reference :	Not Divulged
	Name of the Person :	--
	Contact No.:	--
	Since How Long Known :	--
	Maximum Limit Dealt :	--
	Experience :	--
	Remark:	--

DISCLAIMER : This Report is **PRIVATE & CONFIDENTIAL** and it is prepared at the request of and for its use by the Subscriber only. The Subscriber shall use the contents of the Report merely as an aid to its business. Mira Inform Private Limited ("MIPL") has collated information/data in the Report, which have not been verified unless otherwise specifically mentioned in the Report. The Subscriber shall independently verify the accuracy and correctness of the information/data before in any way acting upon the same. MIPL shall not be liable for any harm, injury, loss or damage caused to the Subscriber due to default by the Subscriber's debtors/beneficiaries in fulfilling their obligations of any nature whatsoever. This Report or any of its portion shall not be used as a documentary evidence or otherwise before any investigative agencies or forum of law. This Report is confidential and proprietary to MIPL. The Subscriber and/or any other person(s) may not reproduce, publish or disclose any of the contents of the Report to others without the express authorization of MIPL. This Report is prepared and issued to the Subscriber without any risk, responsibility or liability on the part of MIPL or its officials.

No. of Employees :	7116 (Approximately)		
Bankers :	<ul style="list-style-type: none"> • Allahabad Bank • State Bank of India • Corporation Bank • Union Bank of India • HDFC Bank Limited • DBS Bank Limited • IDBI Bank Limited 		
Facilities :	Secured Loan	31.03.2018 (INR in Million)	31.03.2017 (INR in Million)
	Long-term Borrowings		
	Term Loans		
	Indian Rupee Loan from Banks	681.876	631.530
	Foreign Currency Loan from Banks	964.441	787.383
	Other Loans and Advances		
	Financial Lease obligations :-		
	- From banks	22.326	46.945
	- From Bodies Corporate	0.738	1.628
	Short-term borrowings		
	Loans repayable on demand		
	Cash Credit from banks	515.413	870.679
	Other Loans and advances		
	Buyers Credit from banks		
	- For Capital Expenditure	1018.127	923.688
	- For Raw Materials	1419.303	1409.023
	Total	4622.224	4670.876
	Notes:-		
	Long-term Borrowings		
	Term Loan of INR Nil (31st March, 2017 : INR 168.049 Million) from a bank carries interest NA (31st March, 2017: @ 9.60% p.a). The Loan has been fully repaid during the year.		
	Foreign currency term loan of INR 107.316 Million (31st March, 2017 : INR 160.479 Million) carries interest @6 months LIBOR + 2.00% p.a. The loan is repayable in 8 equal quarterly instalments by 31st March, 2020 and is secured/to be secured by 1st charge on all the fixed assets pertaining to the plywood unit at Bachau, Gujrat and 2nd charge on the current assets of the plywood divisions of the Company on pari passu basis with other term lenders.		
	Foreign currency term loan of INR 292.762 Million (31st March, 2017: INR 350.336 Million) carries interest @ 6 months LIBOR + 2.00 % p.a. The loan is repayable in 20 equal quarterly instalments by 31st March, 2023 and is secured/to be secured by first charge on all the fixed assets pertaining to the		

	<p>Particle Board Unit at village Chinnappolapuram, Gummidipoondi, Tamil Nadu and by second charge on all the current assets of the Plywood Divisions of the Company on pari passu basis with other term lenders.</p> <p>Foreign currency term loan of INR 389.527 Million (31st March, 2017: INR 465.839 Million) carries interest @ 6 months LIBOR + 2.00 % p.a. The Loan is repayable in 20 equal quarterly instalments by 31st March, 2023 and is to be secured by 1st charge on proposed Corporate House at Taratala, Kolkata and is currently secured/to be secured by 1st charge on all the fixed assets pertaining to the Plywood Unit at Bishnupur, West Bengal by way of alternate security on pari passu basis with other term lenders.</p> <p>Term loan of INR 826.754 Million (31st March, 2017: INR 658.053 Million) carries interest @MCLR presently 8.10% p.a. The Loan is repayable in 24 equal quarterly instalments commencing from 31st March, 2018 by 31st March, 2023 and is secured/to be secured by 1st charge over all fixed assets of MDF Unit at Hoshiarpur, Punjab and by 2nd charge on all the current assets of the said unit.</p> <p>Foreign currency term loan of INR 390.239 Million (31st March, 2017 : Nil) carries interest @ 6 Months LIBOR + 1.25% p.a. The Loan is repayable in 16 equal quarterly instalments commencing from January 2019 by October 2022 and is secured/to be secured by 1st charge on all the Fixed Assets of the Plywood Unit at Bishnupur West Bengal on pari passu basis with other term lenders.</p> <p>Finance lease obligations are secured by hypothecation of the assets purchased there against and carrying interest between 9.64% p.a to 11.00% p.a (9.64% to 11% p.a).</p> <p>Short-term borrowings</p> <p>Cash Credit and Buyer's Credit from banks amounting to INR 2952.843 Million (31st March, 2017 : INR 3203.390 Million) are secured/ to be secured by way of first charge on current assets (both present and future) of the Company and by way of second charge on the fixed assets of the plywood units at Mirza, Assam; Bishnupur, West Bengal; Taraori,Haryana; Chinnappolapuram, Gummidipoondi,Tamilnadu and Bacchau,Gujarat.The cash credit and buyer's credit are also secured by personal guarantees of three directors of the Company.</p> <p>The cash credit is repayable on demand and carries interest @ 8.20% to 9.30% (31.3.2017 : 9.85% to 12.00%) p.a.</p> <p>Buyers credit carries interest @ Libor plus 0.25% to 1.20% p.a (2016-17 0.34% to 1.20% p.a) and is repayable in 90-180 days.</p>
--	---

Auditors :	
Name :	Singhi and Company Chartered Accountants

Address :	161, Sarat Bose Road, Kolkata – 700026, West Bengal, India
Tel. No.:	91-33-24196000/ 01/ 02
E-Mail :	kolkata@singhico.com
Website :	www.singhico.com
Memberships :	Not Available
Collaborators :	Not Available
Subsidiary Companies :	<ul style="list-style-type: none"> • Auro Sundram Ply and Door Private Limited • Ara Suppliers Private Limited • Arham Sales Private Limited • Adonis Vyaper Private Limited • Apnapan Viniyog Private Limited • Centuryply Myanmar Private Limited • Century MDF Limited • Century Ply (Singapore) Pte Limited • Century Infotech Limited • PT Century Ply Indonesia.* • Century Ply Laos Co. Limited • Innovation Pacific Singapore Pte. Ltd.(till 24.08.2016) • Vietnam Innovation Pacific JSC (from 19.05.2016-24.08.2016) • Century Huesoulin Plywood Lao Co. Limited** <p>* Subsidiary till 04.04.2018 **Associate Company from 14.06.2017 to 27.08.2017; Subsidiary w.e.f.28.08.2017</p>
Enterprises Owned/ Influenced by Key Management Personnel or their relatives :	<ul style="list-style-type: none"> • Brijdham Merchants Private Limited • Star Cement Limited • Sri Ram Merchants Private Limited • Sri Ram Vanijya Private Limited • Sumangal Business Private Limited • Sumangal International Private Limited • Aegis Business Limited • Pacific Plywoods Private Limited • Shyam Century Multiprojects Private Limited • Century LED Limited • Landmark Veneers Private Limited

CAPITAL STRUCTURE

As on 31.03.2018

Authorised Capital :

No. of Shares	Type	Value	Amount
650500000	Equity Shares	INR 1/- each	INR 650.500 Million
1500000	Preference Shares	INR 10/- each	INR 15.000 Million
50000	Preference Shares	INR 100/- each	INR 5.000 Million
	Total		INR 670.500 Million

Issued :

No. of Shares	Type	Value	Amount
223552990	Equity Shares	INR 1/- each	INR 223.553 Million

Subscribed & Paid-up Capital :

No. of Shares	Type	Value	Amount
222172990	Equity Shares	INR 1/- each	INR 222.173 Million
	Add: Amount received on forfeited shares		INR 0.354 Million
	Total		INR 222.527 Million

Reconciliation of the shares outstanding at the beginning and at the end of the reporting period

Equity Shares	31 st March 2018	
	No of Shares	INR in Million
At the Beginning of the year	222172990	222.173
Issued during the year	--	--
Outstanding at the end of the year	222172990	222.173

Terms/Rights attached to the Equity Shares

The Company has only one class of equity shares having par value of INR 1/- per share. Each holder of equity shares is entitled to one vote per share.

The Company declares and pays dividends in Indian rupees. The dividend proposed by the Board of Directors is subject to the approval of shareholders in the Annual General Meeting, except in case of interim dividend. In the event of liquidation of the Company, the holders of equity shares will be entitled to receive remaining assets of the Company, after distribution of all preferential amounts in proportion to their shareholdings.

The Company does not have any Holding/ Ultimate Holding Company. As such, no shares are held by them or their Subsidiaries/ Associates

DISCLAIMER : This Report is **PRIVATE & CONFIDENTIAL** and it is prepared at the request of and for its use by the Subscriber only. The Subscriber shall use the contents of the Report merely as an aid to its business. Mira Inform Private Limited ("MIPL") has collated information/data in the Report, which have not been verified unless otherwise specifically mentioned in the Report. The Subscriber shall independently verify the accuracy and correctness of the information/data before in any way acting upon the same. MIPL shall not be liable for any harm, injury, loss or damage caused to the Subscriber due to default by the Subscriber's debtors/beneficiaries in fulfilling their obligations of any nature whatsoever. This Report or any of its portion shall not be used as a documentary evidence or otherwise before any investigative agencies or forum of law. This Report is confidential and proprietary to MIPL. The Subscriber and/or any other person(s) may not reproduce, publish or disclose any of the contents of the Report to others without the express authorization of MIPL. This Report is prepared and issued to the Subscriber without any risk, responsibility or liability on the part of MIPL or its officials.

Details of Shareholders holding more than 5% shares in the Company

Equity Shares	31 st March 2018	
	No of Shares	% of Holding
Sajjan Bhajanka	25032954	11.27%
Sanjay Agarwal	24150124	10.87%
Divya Agarwal	16749750	7.54%
Santosh Bhajanka	15449500	6.95%
Vishnu Khemani	12609646	5.68%

As per records of the Company, including its register of members as at 31st March, 2018, the above shareholding represents legal ownerships of shares.

No shares were forfeited during the year or during the previous year. 138000 equity shares of INR 10/-each (post split 1380000 equity shares of INR 1 each) on which INR 3.54 Lachad been paid up, were forfeited in the year 2001-2002.

FINANCIAL DATA
[all figures are in INR Million]

ABRIDGED BALANCE SHEET (STANDALONE)

SOURCES OF FUNDS	31.03.2018	31.03.2017	31.03.2016
I. EQUITY AND LIABILITIES			
(1) Shareholders' Funds			
(a) Share Capital	222.527	222.527	222.527
(b) Reserves & Surplus	8156.971	6863.743	5028.055
(c) Money received against share warrants	0.000	0.000	0.000
(2) Share Application money pending allotment	0.000	0.000	0.000
Total Shareholders' Funds (1) + (2)	8379.498	7086.270	5250.582
(3) Non-Current Liabilities			
(a) long-term borrowings	1669.381	1467.486	639.650
(b) Deferred tax liabilities (Net)	0.000	0.000	0.000
(c) Other long term liabilities	6.969	2.291	2.690
(d) long-term provisions	100.880	103.772	0.000
Total Non-current Liabilities (3)	1777.230	1573.549	642.340
(4) Current Liabilities			
(a) Short term borrowings	3352.843	4103.390	3409.650
(b) Trade payables	1764.313	1410.972	843.258
(c) Other current liabilities	1303.497	1361.545	1205.974
(d) Short-term provisions	15.379	11.499	67.779
Total Current Liabilities (4)	6436.032	6887.406	5526.661
TOTAL	16592.760	15547.225	11419.583
II. ASSETS			
(1) Non-current assets			
(a) Fixed Assets			
(i) Tangible assets	5412.280	2486.939	1963.176
(ii) Intangible Assets	4.823	7.143	11.520
(iii) Capital work-in-progress	1197.631	2839.457	296.739
(iv) Intangible assets under development	2.941	2.768	1.552
Expenditure on New/Expansion Projects	0.000	0.000	631.874
(b) Non-current Investments	960.426	960.229	496.742
(c) Deferred tax assets (net)	690.278	688.691	655.404
(d) Long-term Loan and Advances	117.096	100.038	74.148
(e) Other Non-current assets	259.820	343.360	552.963
Total Non-Current Assets	8645.295	7428.625	4684.118

DISCLAIMER : This Report is **PRIVATE & CONFIDENTIAL** and it is prepared at the request of and for its use by the Subscriber only. The Subscriber shall use the contents of the Report merely as an aid to its business. Mira Inform Private Limited ("MIPL") has collated information/data in the Report, which have not been verified unless otherwise specifically mentioned in the Report. The Subscriber shall independently verify the accuracy and correctness of the information/data before in any way acting upon the same. MIPL shall not be liable for any harm, injury, loss or damage caused to the Subscriber due to default by the Subscriber's debtors/beneficiaries in fulfilling their obligations of any nature whatsoever. This Report or any of its portion shall not be used as a documentary evidence or otherwise before any investigative agencies or forum of law. This Report is confidential and proprietary to MIPL. The Subscriber and/or any other person(s) may not reproduce, publish or disclose any of the contents of the Report to others without the express authorization of MIPL. This Report is prepared and issued to the Subscriber without any risk, responsibility or liability on the part of MIPL or its officials.

CENTURY PLYBOARDS (INDIA) LIMITED - 525487

PAGE NO. : 19

(2) Current assets			
(a) Current investments	0.000	0.000	0.000
(b) Inventories	3382.060	2638.306	2751.506
(c) Trade receivables	3144.571	3352.736	2867.644
(d) Cash and cash equivalents	165.126	538.442	190.415
(e) Short-term loans and advances	139.019	46.119	47.986
(f) Other current assets	1116.689	1542.997	877.914
Total Current Assets	7947.465	8118.600	6735.465
TOTAL	16592.760	15547.225	11419.583

PROFIT & LOSS ACCOUNT (STANDALONE)

	PARTICULARS	31.03.2018	31.03.2017	31.03.2016
	SALES			
	Income	20020.372	19203.316	17702.128
	Other Income	66.871	226.772	64.936
	TOTAL	20087.243	19430.088	17767.064
Less	EXPENSES			
	Cost of Materials Consumed	7369.469	6009.925	6337.880
	Purchases of Stock-in-Trade	3312.523	3154.753	2175.854
	Changes in inventories of finished goods, work-in-progress and Stock-in-Trade	(452.482)	16.137	(81.399)
	Employees benefits expense	2839.317	2566.796	2278.095
	Excise Duty	348.234	1378.745	1345.248
	Other expenses	3542.897	3156.656	2811.383
	TOTAL	16959.958	16283.012	14867.061
	PROFIT/ (LOSS) BEFORE INTEREST, TAX, DEPRECIATION AND AMORTISATION	3127.285	3147.076	2900.003
Less	FINANCIAL EXPENSES	326.776	286.423	464.585
	PROFIT / (LOSS) BEFORE TAX, DEPRECIATION AND AMORTISATION	2800.509	2860.653	2435.418
Less/ Add	DEPRECIATION/ AMORTISATION	810.400	523.757	437.304
	PROFIT/ (LOSS) BEFORE TAX	1990.109	2336.896	1998.114
Less	TAX	423.736	481.315	300.006
	PROFIT/ (LOSS) AFTER TAX	1566.373	1855.581	1698.108

DISCLAIMER : This Report is **PRIVATE & CONFIDENTIAL** and it is prepared at the request of and for its use by the Subscriber only. The Subscriber shall use the contents of the Report merely as an aid to its business. Mira Inform Private Limited ("MIPL") has collated information/data in the Report, which have not been verified unless otherwise specifically mentioned in the Report. The Subscriber shall independently verify the accuracy and correctness of the information/data before in any way acting upon the same. MIPL shall not be liable for any harm, injury, loss or damage caused to the Subscriber due to default by the Subscriber's debtors/beneficiaries in fulfilling their obligations of any nature whatsoever. This Report or any of its portion shall not be used as a documentary evidence or otherwise before any investigative agencies or forum of law. This Report is confidential and proprietary to MIPL. The Subscriber and/or any other person(s) may not reproduce, publish or disclose any of the contents of the Report to others without the express authorization of MIPL. This Report is prepared and issued to the Subscriber without any risk, responsibility or liability on the part of MIPL or its officials.

CENTURY PLYBOARDS (INDIA) LIMITED - 525487

PAGE NO. : 20

EARNINGS IN FOREIGN CURRENCY				
F.O.B. Value of Exports		903.300	845.800	949.300
TOTAL EARNINGS		903.300	845.800	949.300
Earnings / (Loss) Per Share (INR)		7.05	8.35	7.64

CURRENT MATURITIES OF LONG TERM DEBT DETAILS

Particulars	31.03.2018	31.03.2017	31.03.2016
Current Maturities of Long term debt	360.280	383.843	447.194
Cash generated from operations	3378.069	2686.297	3358.158
Net cash flow from operating activities	2834.003	2229.705	2894.818

KEY RATIOS

EFFICIENCY RATIOS

PARTICULARS	31.03.2018	31.03.2017	31.03.2016
Average Collection Days (Sundry Debtors / Income * 365 Days)	57.33	63.73	59.13
Account Receivables Turnover (Income / Sundry Debtors)	6.37	5.73	6.17
Average Payment Days (Sundry Creditors / Purchases * 365 Days)	60.29	56.19	36.15
Inventory Turnover (Operating Income / Inventories)	0.92	1.19	1.05
Asset Turnover (Operating Income / Net Fixed Assets)	0.47	0.59	1.28

LEVERAGE RATIOS

PARTICULARS	31.03.2018	31.03.2017	31.03.2016
Debt Ratio ((Borrowing + Current Liabilities) / Total Assets)	0.51	0.56	0.58
Debt Equity Ratio (Total Liability / Networth)	0.64	0.84	0.86
Current Liabilities to Networth (Current Liabilities / Net Worth)	0.77	0.97	1.05

DISCLAIMER : This Report is **PRIVATE & CONFIDENTIAL** and it is prepared at the request of and for its use by the Subscriber only. The Subscriber shall use the contents of the Report merely as an aid to its business. Mira Inform Private Limited ("MIPL") has collated information/data in the Report, which have not been verified unless otherwise specifically mentioned in the Report. The Subscriber shall independently verify the accuracy and correctness of the information/data before in any way acting upon the same. MIPL shall not be liable for any harm, injury, loss or damage caused to the Subscriber due to default by the Subscriber's debtors/beneficiaries in fulfilling their obligations of any nature whatsoever. This Report or any of its portion shall not be used as a documentary evidence or otherwise before any investigative agencies or forum of law. This Report is confidential and proprietary to MIPL. The Subscriber and/or any other person(s) may not reproduce, publish or disclose any of the contents of the Report to others without the express authorization of MIPL. This Report is prepared and issued to the Subscriber without any risk, responsibility or liability on the part of MIPL or its officials.

Fixed Assets to Networth (Net Fixed Assets / Networth)	0.79	0.75	0.43
Interest Coverage Ratio (PBIT / Financial Charges)	9.57	10.99	6.24

PROFITABILITY RATIOS

PARTICULARS		31.03.2018	31.03.2017	31.03.2016
Net Profit Margin [(PAT / Sales) * 100]	%	7.82	9.66	9.59
Return on Total Assets ((PAT / Total Assets) * 100)	%	9.44	11.94	14.87
Return on Investment (ROI) ((PAT / Networth) * 100)	%	18.69	26.19	32.34

SOLVENCY RATIOS

PARTICULARS		31.03.2018	31.03.2017	31.03.2016
Current Ratio (Current Assets / Current Liabilities)		1.23	1.18	1.22
Quick Ratio ((Current Assets – Inventories) / Current Liabilities)		0.71	0.80	0.72
G-Score Ratio Financial (Networth / Total Assets)		0.51	0.46	0.46
G-Score Ratio Debt (Debts / Equity Capital)		24.19	26.76	20.21
G-Score Ratio Liquidity (Total Current Assets / Total Current Liabilities)		1.23	1.18	1.22

Total Liability = Short-term Debt + Long-term Debt + Current Maturities of Long-term debts

STOCK PRICES

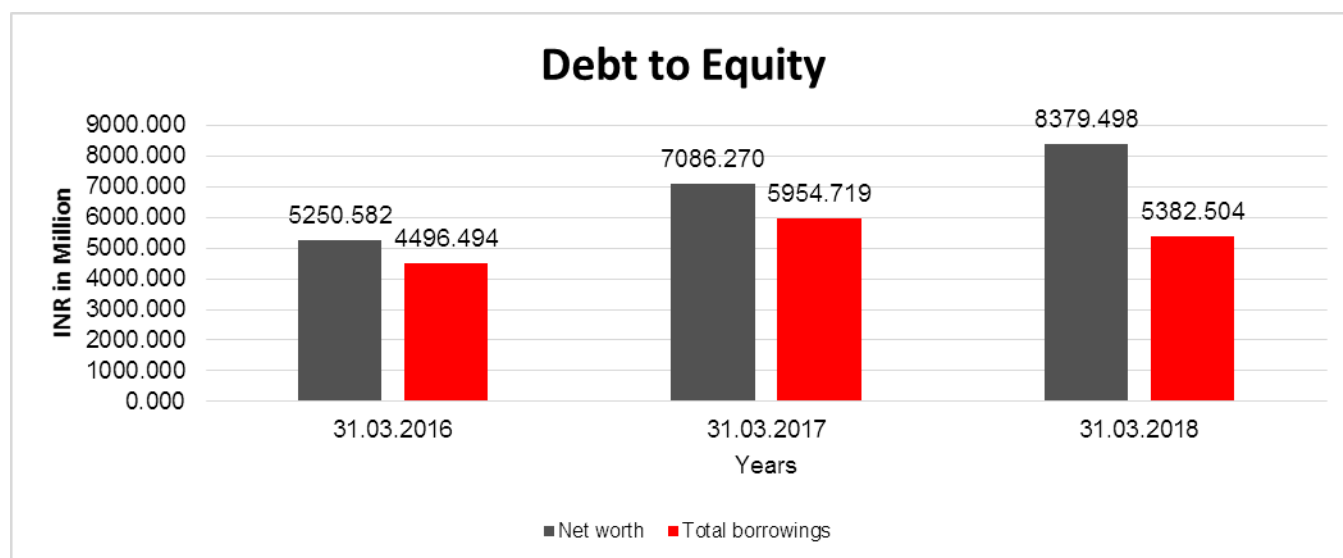
Face Value	INR 1.00/-
Market Value	INR 225.85/-

DISCLAIMER : This Report is **PRIVATE & CONFIDENTIAL** and it is prepared at the request of and for its use by the Subscriber only. The Subscriber shall use the contents of the Report merely as an aid to its business. Mira Inform Private Limited ("MIPL") has collated information/data in the Report, which have not been verified unless otherwise specifically mentioned in the Report. The Subscriber shall independently verify the accuracy and correctness of the information/data before in any way acting upon the same. MIPL shall not be liable for any harm, injury, loss or damage caused to the Subscriber due to default by the Subscriber's debtors/beneficiaries in fulfilling their obligations of any nature whatsoever. This Report or any of its portion shall not be used as a documentary evidence or otherwise before any investigative agencies or forum of law. This Report is confidential and proprietary to MIPL. The Subscriber and/or any other person(s) may not reproduce, publish or disclose any of the contents of the Report to others without the express authorization of MIPL. This Report is prepared and issued to the Subscriber without any risk, responsibility or liability on the part of MIPL or its officials.

FINANCIAL ANALYSIS
[all figures are in INR Million]

DEBT EQUITY RATIO

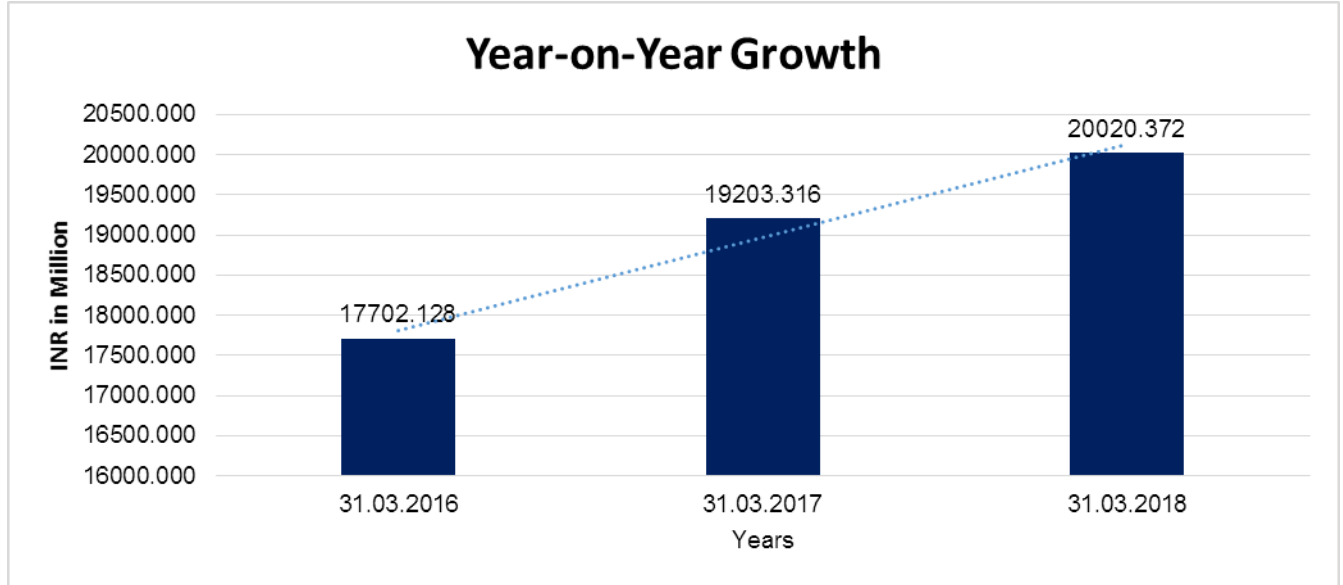
Particular	31.03.2016	31.03.2017	31.03.2018
	INR In Million	INR In Million	INR In Million
Share Capital	222.527	222.527	222.527
Reserves & Surplus	5028.055	6863.743	8156.971
Money received against share warrants	0.000	0.000	0.000
Share Application money pending allotment	0.000	0.000	0.000
Net worth	5250.582	7086.270	8379.498
long-term borrowings	639.650	1467.486	1669.381
Short term borrowings	3409.650	4103.390	3352.843
Current Maturities of Long term debt	447.194	383.843	360.280
Total borrowings	4496.494	5954.719	5382.504
Debt/Equity ratio	0.856	0.840	0.642



YEAR-ON-YEAR GROWTH

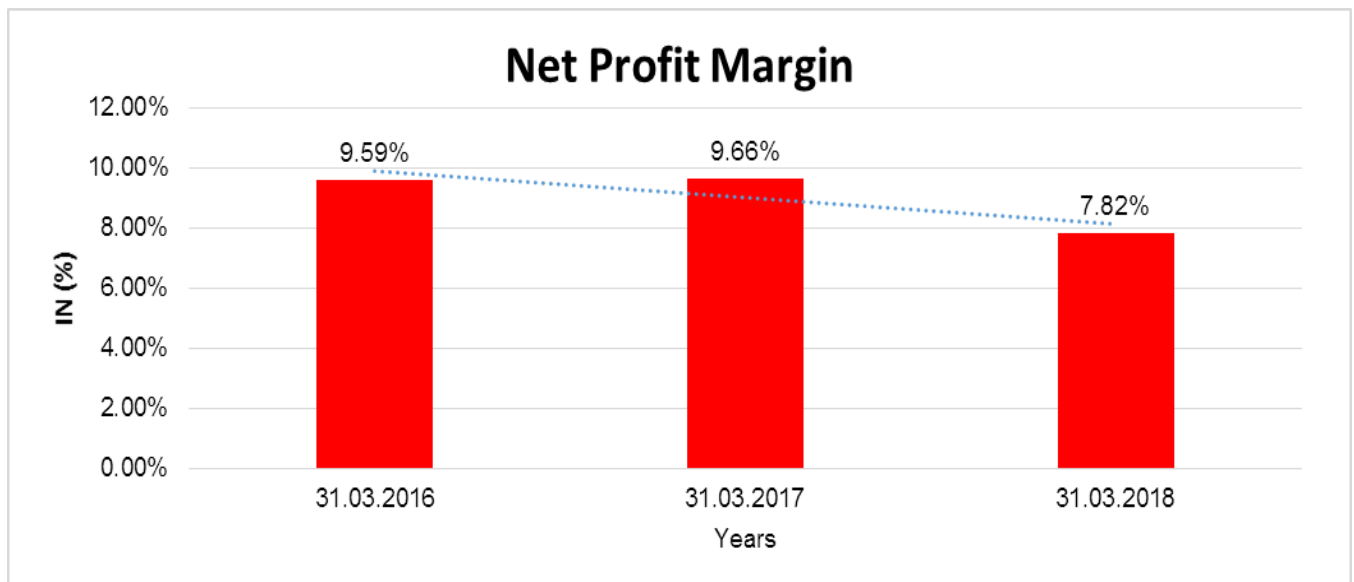
Year on Year Growth	31.03.2016	31.03.2017	31.03.2018
	INR In Million	INR In Million	INR In Million
Sales	17702.128	19203.316	20020.372
		8.480	4.255

DISCLAIMER : This Report is **PRIVATE & CONFIDENTIAL** and it is prepared at the request of and for its use by the Subscriber only. The Subscriber shall use the contents of the Report merely as an aid to its business. Mira Inform Private Limited ("MIPL") has collated information/data in the Report, which have not been verified unless otherwise specifically mentioned in the Report. The Subscriber shall independently verify the accuracy and correctness of the information/data before in any way acting upon the same. MIPL shall not be liable for any harm, injury, loss or damage caused to the Subscriber due to default by the Subscriber's debtors/beneficiaries in fulfilling their obligations of any nature whatsoever. This Report or any of its portion shall not be used as a documentary evidence or otherwise before any investigative agencies or forum of law. This Report is confidential and proprietary to MIPL. The Subscriber and/or any other person(s) may not reproduce, publish or disclose any of the contents of the Report to others without the express authorization of MIPL. This Report is prepared and issued to the Subscriber without any risk, responsibility or liability on the part of MIPL or its officials.



NET PROFIT MARGIN

Net Profit Margin	31.03.2016	31.03.2017	31.03.2018
	INR In Million	INR In Million	INR In Million
Sales	17702.128	19203.316	20020.372
Profit/(Loss)	1698.108	1855.581	1566.373
	9.59%	9.66%	7.82%



DISCLAIMER : This Report is **PRIVATE & CONFIDENTIAL** and it is prepared at the request of and for its use by the Subscriber only. The Subscriber shall use the contents of the Report merely as an aid to its business. Mira Inform Private Limited ("MIPL") has collated information/data in the Report, which have not been verified unless otherwise specifically mentioned in the Report. The Subscriber shall independently verify the accuracy and correctness of the information/data before in any way acting upon the same. MIPL shall not be liable for any harm, injury, loss or damage caused to the Subscriber due to default by the Subscriber's debtors/beneficiaries in fulfilling their obligations of any nature whatsoever. This Report or any of its portion shall not be used as a documentary evidence or otherwise before any investigative agencies or forum of law. This Report is confidential and proprietary to MIPL. The Subscriber and/or any other person(s) may not reproduce, publish or disclose any of the contents of the Report to others without the express authorization of MIPL. This Report is prepared and issued to the Subscriber without any risk, responsibility or liability on the part of MIPL or its officials.

ABRIDGED BALANCE SHEET (CONSOLIDATED)

SOURCES OF FUNDS	31.03.2018	31.03.2017
I. EQUITY AND LIABILITIES		
(1) Shareholders' Funds		
(a) Share Capital	222.527	222.527
(b) Reserves & Surplus	8293.013	6926.545
(c) Money received against share warrants	0.000	0.000
(2) Share Application money pending allotment	0.000	0.000
Non Controlling Interest	183.936	119.924
Total Shareholders' Funds (1) + (2)	8699.476	7268.996
(3) Non-Current Liabilities		
(a) long-term borrowings	1669.381	1467.486
(b) Deferred tax liabilities (Net)	22.920	13.801
(c) Other long term liabilities	9.169	6.191
(d) long-term provisions	100.880	103.772
Total Non-current Liabilities (3)	1802.350	1591.250
(4) Current Liabilities		
(a) Short term borrowings	3676.761	4195.561
(b) Trade payables	1752.827	1409.819
(c) Other current liabilities	1304.052	1371.810
(d) Short-term provisions	18.832	11.499
Total Current Liabilities (4)	6752.472	6988.689
TOTAL	17254.298	15848.935
II. ASSETS		
(1) Non-current assets		
(a) Fixed Assets		
(i) Tangible assets	6474.709	3041.264
(ii) Intangible Assets	14.694	18.320
(iii) Capital work-in-progress	1261.362	2988.019
(iv) Intangible assets under development	2.941	2.768
(b) Non-current Investments	61.218	61.021
(c) Deferred tax assets (net)	690.278	688.691
(d) Long-term Loan and Advances	120.768	102.608
(e) Other Non-current assets	170.772	243.561
Total Non-Current Assets	8796.742	7146.252
(2) Current assets		
(a) Current investments	0.000	0.000

DISCLAIMER : This Report is **PRIVATE & CONFIDENTIAL** and it is prepared at the request of and for its use by the Subscriber only. The Subscriber shall use the contents of the Report merely as an aid to its business. Mira Inform Private Limited ("MIPL") has collated information/data in the Report, which have not been verified unless otherwise specifically mentioned in the Report. The Subscriber shall independently verify the accuracy and correctness of the information/data before in any way acting upon the same. MIPL shall not be liable for any harm, injury, loss or damage caused to the Subscriber due to default by the Subscriber's debtors/beneficiaries in fulfilling their obligations of any nature whatsoever. This Report or any of its portion shall not be used as a documentary evidence or otherwise before any investigative agencies or forum of law. This Report is confidential and proprietary to MIPL. The Subscriber and/or any other person(s) may not reproduce, publish or disclose any of the contents of the Report to others without the express authorization of MIPL. This Report is prepared and issued to the Subscriber without any risk, responsibility or liability on the part of MIPL or its officials.

CENTURY PLYBOARDS (INDIA) LIMITED - 525487

PAGE NO. : 25

(b) Inventories		3827.572	3006.248
(c) Trade receivables		3572.014	3421.752
(d) Cash and cash equivalents		211.175	672.221
(e) Short-term loans and advances		132.975	38.928
(f) Other current assets		713.820	1563.534
Total Current Assets		8457.556	8702.683
TOTAL		17254.298	15848.935

PROFIT & LOSS ACCOUNT (CONSOLIDATED)

	PARTICULARS	31.03.2018	31.03.2017
	SALES		
	Income	20600.009	19618.623
	Other Income	78.736	225.525
	TOTAL	20678.745	19844.148
Less	EXPENSES		
	Cost of Materials Consumed	9270.375	7037.308
	Purchases of Stock-in-Trade	1151.704	2043.866
	Changes in inventories of finished goods, work-in-progress and Stock-in-Trade	(562.321)	(130.310)
	Employees benefits expense	3129.130	2730.058
	Excise Duty	360.567	1431.315
	Other expenses	3940.036	3386.592
	TOTAL	17289.491	16498.829
	PROFIT/ (LOSS) BEFORE INTEREST, TAX, DEPRECIATION AND AMORTISATION	3389.254	3345.319
Less	FINANCIAL EXPENSES	358.347	302.145
	PROFIT / (LOSS) BEFORE TAX, DEPRECIATION AND AMORTISATION	3030.907	3043.174
Less/ Add	DEPRECIATION/ AMORTISATION	906.644	593.395
	PROFIT/ (LOSS) BEFORE TAX	2124.263	2449.779
Less	TAX	462.866	514.987
	PROFIT/ (LOSS) AFTER TAX	1661.397	1934.792
	Earnings / (Loss) Per Share (INR)	7.34	8.57

DISCLAIMER : This Report is **PRIVATE & CONFIDENTIAL** and it is prepared at the request of and for its use by the Subscriber only. The Subscriber shall use the contents of the Report merely as an aid to its business. Mira Inform Private Limited ("MIPL") has collated information/data in the Report, which have not been verified unless otherwise specifically mentioned in the Report. The Subscriber shall independently verify the accuracy and correctness of the information/data before in any way acting upon the same. MIPL shall not be liable for any harm, injury, loss or damage caused to the Subscriber due to default by the Subscriber's debtors/beneficiaries in fulfilling their obligations of any nature whatsoever. This Report or any of its portion shall not be used as a documentary evidence or otherwise before any investigative agencies or forum of law. This Report is confidential and proprietary to MIPL. The Subscriber and/or any other person(s) may not reproduce, publish or disclose any of the contents of the Report to others without the express authorization of MIPL. This Report is prepared and issued to the Subscriber without any risk, responsibility or liability on the part of MIPL or its officials.

LEGAL CASES

High Court of Calcutta - Original Side

Case Status Information System

Case Status : Pending

Status Of : INCOME TAX APPEAL TENDERED 129 Of 2017

Litigants : COMMISSIONER OF INCOME TAX (LARGE TAX PA Vs. M/S. CENTURY PLYBOARDS (INDIA) LIMITED

Pet's Adv : YOGESH VATS

Res's Adv : SWAPNA DAS

Last Date of Hearing : --

Next / Final Date of Hearing : --

Case Updated On : Tuesday, April 03, 2018

Category : INCOME TAX : REVENUE

Connected Application(s)

GA 1140 2017

GA 1141 2017

Connected Matter(s)

No Connected Cases

High Court of Calcutta - Original Side

Case Status Information System

Case Status : Pending

Status Of : INCOME TAX APPEAL TENDERED 135 Of 2017

Litigants : COMMISSIONER OF INCOME TAX (LARGE TAX PA Vs. CENTURY PLYBOARDS (INDIA) LIMITED

Pet's Adv : YOGESH VATS

Res's Adv : SWAPNA DAS

Last Date of Hearing : ---
Next / Final Date of Hearing : ---
Case Updated On : Tuesday, April 03, 2018
Category : INCOME TAX : REVENUE

Connected Application(s)
No Connected Application(s)
Connected Matter(s)
No Connected Cases
Case Status Information System

Case Status : Pending
Status Of : INCOME TAX APPEAL TENDERED 11 Of 2018
Litigants : COMMISSIONER OF INCOME TAX (LARGE TAX PA Vs. M/S CENTURY PLYBOARDS (I) LIMITED
Pet's Adv : YOGESH VATS
Pet's Adv : YOGESH VATS
Res's Adv : SWAPNA DAS
Last Date of Hearing : Monday, March 05, 2018
Next / Final Date of Hearing : Monday, April 02, 2018
Case Updated On : Tuesday, May 01, 2018
Category : INCOME TAX : REVENUE

Connected Application(s)
No Connected Application(s)
Connected Matter(s)
No Connected Cases
Case Status Information System

LOCAL AGENCY FURTHER INFORMATION

Sr. No.	Check list by info agents	Available in Report (Yes/No)
1	Year of establishment	Yes

CENTURY PLYBOARDS (INDIA) LIMITED - 525487

PAGE NO. : 28

2	Constitution of the entity -Incorporation details	Yes
3	Locality of the entity	Yes
4	Premises details	No
5	Buyer visit details	--
6	Contact numbers	Yes
7	Name of the person contacted	No
8	Designation of contact person	Yes
9	Promoter's background	Yes
10	Date of Birth of Proprietor / Partners / Directors	No
11	Pan Card No. of Proprietor / Partners	No
12	Voter Id Card No. of Proprietor / Partners	No
13	Type of business	Yes
14	Line of Business	Yes
15	Export/import details (if applicable)	No
16	No. of employees	Yes
17	Details of sister concerns	Yes
18	Major suppliers	No
19	Major customers	No
20	Banking Details	Yes
21	Banking facility details	Yes
22	Conduct of the banking account	--
23	Financials, if provided	Yes
24	Capital in the business	Yes
25	Last accounts filed at ROC, if applicable	Yes
26	Turnover of firm for last three years	Yes
27	Reasons for variation <> 20%	--
28	Estimation for coming financial year	No
29	Profitability for last three years	Yes
30	Major shareholders, if available	Yes
31	External Agency Rating, if available	Yes
32	Litigations that the firm/promoter involved in	Yes
33	Market information	--
34	Payments terms	No
35	Negative Reporting by Auditors in the Annual Report	No

CORPORATE INFORMATION

The Company is a public company domiciled in India and incorporated under the provisions of the Companies Act, 1956, having its registered office at 6, Lyons Range, Kolkata - 70000. Its shares are listed on National Stock Exchange of India Limited and BSE Limited. The Company is primarily engaged in manufacturing and sale of Plywood, Laminates, Decorative Veneers, Medium Density Fiber Boards, Pre-laminated boards, Particle Board and Flush Doors and providing Container Freight Station services. The Company presently has manufacturing

DISCLAIMER : This Report is **PRIVATE & CONFIDENTIAL** and it is prepared at the request of and for its use by the Subscriber only. The Subscriber shall use the contents of the Report merely as an aid to its business. Mira Inform Private Limited ("MIPL") has collated information/data in the Report, which have not been verified unless otherwise specifically mentioned in the Report. The Subscriber shall independently verify the accuracy and correctness of the information/data before in any way acting upon the same. MIPL shall not be liable for any harm, injury, loss or damage caused to the Subscriber due to default by the Subscriber's debtors/beneficiaries in fulfilling their obligations of any nature whatsoever. This Report or any of its portion shall not be used as a documentary evidence or otherwise before any investigative agencies or forum of law. This Report is confidential and proprietary to MIPL. The Subscriber and/or any other person(s) may not reproduce, publish or disclose any of the contents of the Report to others without the express authorization of MIPL. This Report is prepared and issued to the Subscriber without any risk, responsibility or liability on the part of MIPL or its officials.

facilities near Kolkata, Karnal, Guwahati, Hoshiarpur, Kandla and Chennai. Container Freight station is located near Kolkata port.

FINANCIAL PERFORMANCE

INDIAN ECONOMY AND STATE OF AFFAIRS

2017-18 was a defining year for Indian economy. Businesses are still taking time to adjust in the new tax regime and this had somewhat weighed on the growth rates in the fiscal gone by. Call it disruption or structural reform, demonetisation did have dampening effects on the economy. However, even as its negative impact was fading by the time 2017-18 began, the announcement and subsequent implementation of another reform- the Goods and Services Tax shook the economy and businesses. The result of these two reforms was evident as the Gross Domestic Product (GDP) growth came crashing down to a three-year low of 5.7 percent in the first quarter of 2017-18. It was largely because of pre-GST jitters and lingering effects of demonetisation. Nevertheless, GST has been widely heralded for its potential to create one Indian market and expand the tax base. There has been a large increase in the number of indirect taxpayers; many have voluntarily chosen to be part of the GST, especially small enterprises that buy from large enterprises and want to avail themselves of input tax credits.

Despite all odds, India's GDP growth continued to be significantly higher than most economies of the world. With Gross Domestic Product (GDP) growth averaging 7.5 percent between 2014- 15 and 2016-17, India can be rated as among the best performing economies in the world on this parameter. Even with the lower growth of around 6.6 percent for 2017-18, GDP growth has averaged 7.3 percent for the period from 2014-15 to 2017-18, which is the highest among the major economies of the world. That this growth has been achieved in a milieu of lower inflation, improved current account balance and notable reduction in the fiscal deficit to GDP ratio makes it all the more creditable. Apart from introduction of GST, the year also witnessed significant steps being undertaken towards resolution of problems associated with non-performing assets of the banks, further liberalization of FDI, etc., thus strengthening the momentum of reforms. After remaining in negative territory for a couple of years, growth of exports rebounded into positive one during 2016- 17 and strengthened further in 2017-18.

COMPANY'S PERFORMANCE

The revenue from operations for FY 2018 at INR 20020.400 Million was higher by 4% over the last year (INR 19203.300 Million in FY 2017). At Standalone level, the Gross Income stood at INR 20087.200 Million as compared to INR 19430.100 Million in the previous year. Profit before tax and Profit after tax, both witnessed a drop of 15% and 16% respectively, compared to the previous year.

The operations and financial results of the Company are elaborated in the annexed Management Discussion and Analysis.

FUTURE OUTLOOK

The plywood industry is set to witness big change in FY 2018-19. The coming FY will be a defining year for brands who are expanding capacities and introducing economy brands in plywood category to expand their market penetration in each consumer segment. With rationalisation of Goods and Services Tax (GST) from 28 percent to 18 percent on plywood, organised industry players of this sector are hopeful of increasing their market share. The average growth rate of the industry which was about five percent till now was expected to grow at least by 25 percent year-on-year. The Indian market is gradually tilting towards branded products and towards Companies having wider network and capacities, be it in the form of product range or assured quality parameters.

DISCLAIMER : This Report is **PRIVATE & CONFIDENTIAL** and it is prepared at the request of and for its use by the Subscriber only. The Subscriber shall use the contents of the Report merely as an aid to its business. Mira Inform Private Limited ("MIPL") has collated information/data in the Report, which have not been verified unless otherwise specifically mentioned in the Report. The Subscriber shall independently verify the accuracy and correctness of the information/data before in any way acting upon the same. MIPL shall not be liable for any harm, injury, loss or damage caused to the Subscriber due to default by the Subscriber's debtors/beneficiaries in fulfilling their obligations of any nature whatsoever. This Report or any of its portion shall not be used as a documentary evidence or otherwise before any investigative agencies or forum of law. This Report is confidential and proprietary to MIPL. The Subscriber and/or any other person(s) may not reproduce, publish or disclose any of the contents of the Report to others without the express authorization of MIPL. This Report is prepared and issued to the Subscriber without any risk, responsibility or liability on the part of MIPL or its officials.

The implementation of E-way bill is set to change the working and selling proposition in the whole building material segment, particularly plywood and laminate. The importance of being a branded or organised company will be realised with each passing year from now onwards. With E-way bill impact, the gap between brand and non-brand products will be narrow hence dealers will prefer buying from better equipped and active manufacturers. In long run, the success will come to organized players who have been waiting for GST. E way bill and a level playing field where taxes for a big firm and a smaller firm has huge difference.

Real estate is one of the major contributors to the economy by supporting innumerable ancillary industries. "Housing for all by 2022" programme of the Central Government is also expected to fuel demand for most building products, with Plywood products being one of them. Regulations like RERA, Benami Transactions (Prohibition) Amended Act, 2016, REITS, GST have paved the way for sustainable growth and enhanced transparency in the Indian real estate sector. Moreover, tax benefits in the realm of affordable housing, interest subsidies for first-time home buyers and reduction in overall interest rates would lend a shot in the arm to the sector. The long term demand for the wood panel products is likely to remain robust led by an increase in middle-class population, urbanization and per capita income among others.

The proposed National Forest Policy 2018 that allows use of degraded forest lands for industry has largely been welcomed by wood-based industries, including paper and wood-based board manufacturers. Plans for Public-Private Partnership in developing degraded forest areas available with Forest Development Corporations (FDCs), management of trees outside forests through agro forestry and farm forestry to increase tree cover while meeting wood demand and augmenting farmers' income are among the features that address challenges facing wood-based industries. Integrating industries and farmers will help wood raw material availability for MDF, a recognised substitute for wood, particle board and engineered products will improve.

With the structural shift in the industry, the Company is expected to be a key beneficiary, going ahead. Centuryply's strong brand equity, raw material security and robust distribution network would give a significant boost to its revenues in coming years. Centuryply's prudent strategy to augment capacities in both plywood and laminates in challenging times paid-off splendidly in as much as its entire capacities remained utilised during the year.

Centuryply's entry into MDF segment has diversified its product offering while providing avenue for growth as the overall MDF segment is expected to maintain its trend of outperforming in the overall wood panel segment. Increasing contribution from MDF segment post higher capacity utilisation is expected to enhance the overall EBITDA margins.

Made from imported timber of high resistance and quality, Century doors have also added further variety to the Company's product basket. With its innovative practices, strict processes and quality parameters, it is ensured that these doors are extremely durable besides being termite and borer proof. The Company is hopeful that this segment would also contribute significantly to its top-line.

Centuryply's unique range of products in the industry branded as 'Zykron' (Fibre cement composite board) and 'Starke' (PVC and Calcium carbonate board) are also increasingly gaining acceptance in the market and the Company continues with its efforts of improving them.

Exterior grade designer laminate panels is another example of Centuryply's efforts in implementing innovative practices at work. Going beyond the world of interiors, the Company now brings the best of exterior solutions in a variety of designer shades & patterns in the form of laminates that promises to revolutionize building facades.

MANAGEMENT DISCUSSION AND ANALYSIS

INDIAN ECONOMIC OVERVIEW

The Indian economy headed for slower growth of around 6.7% in 2017-18. The year under review was marked by structural reforms: in addition to GST implementation, the government focused on significant resolution of challenges related to bank non-performing assets, FDI liberalization, bank recapitalization and coal mine privatisation. Export growth rebounded in 2016-17 and strengthened thereafter in 2017-18; foreign exchange reserves rose to US\$ 422.53 billion as of March 2018.

OUTLOOK

World Bank projected India's economic growth to accelerate to 7.4% in 2018-19 and 7.5% in 2019-20, catalysed by private consumption and services. Private investment is expected to revive as soon as the country adjusts to GST. The recapitalisation package for public sector banks announced by the Government of India is expected to resolve banking sector Balance Sheets, enhance credit availability and spur investment.

INDUSTRY STRUCTURE AND DEVELOPMENTS

The Indian wood panel industry is estimated to be worth ~C285 billion. The industry has traditionally remained largely unorganised given the low technical knowhows and skillsets required in the sector. However, the pattern has been gradually changing during the past few years with the organised players growing at a much faster rate (12-15%) compared to the average industry growth rate of 5-7%, taking away market share from unorganised entities. New construction activities (85-90%) have been driving most of the demand in the sector while the balance has come from renovation and replacement related demand.

PLYWOOD

Plywood is manufactured by assembling thin layers of wood veneers bonded together using powerful adhesives. Softwoods, hardwoods, or a combination of the two is used, such as several varieties of maple, mahogany, oak, pine, cedar and spruce, among others, in the production of plywood for various applications. Softwood plywood sheets are designed for installation on the exterior of a structure, whereas, hardwood plywood is used for manufacturing furniture and other interior applications. In India, plywood is mostly used for the manufacturing of furniture, accounting for two-thirds of the wood consumption. The Indian plywood market reached a value of US\$4.2 billion in 2017, growing at a CAGR of ~5% between 2010 and 2017. On the basis of end-use the market is divided into commercial and residential sectors. The residential sector is the largest consumer for Indian plywood, accounting for more than half of the total share. Plywood is a blooming market in India and will remain to do so for this decade, at least. Indian plywood has made its mark in the global market as well. Shipments of Indian-made furniture for the U.S. market was at US\$336 million. With rationalisation of the GST from 28% to 18% on plywood, organised players are hopeful of increasing their market shares. It is perceived that the unorganised plywood sector, which accounts for 70-80% of the estimated INR 200000.000-Million-industry, would stand to lose the most. Consequently, the organised sector hopes to grow at a rate of 25% y-o-y.

veneers AND LAMINATES

The Indian veneers and laminates market is valued at INR 50000.000 Million, growing at a five-year-CAGR of 10%. The market share of the organised sector accounts for a 55% share of the market (organized market share valued at INR 28000.000 Million). The sharp shift in preference for products manufactured by organized players

DISCLAIMER : This Report is **PRIVATE & CONFIDENTIAL** and it is prepared at the request of and for its use by the Subscriber only. The Subscriber shall use the contents of the Report merely as an aid to its business. Mira Inform Private Limited ("MIPL") has collated information/data in the Report, which have not been verified unless otherwise specifically mentioned in the Report. The Subscriber shall independently verify the accuracy and correctness of the information/data before in any way acting upon the same. MIPL shall not be liable for any harm, injury, loss or damage caused to the Subscriber due to default by the Subscriber's debtors/beneficiaries in fulfilling their obligations of any nature whatsoever. This Report or any of its portion shall not be used as a documentary evidence or otherwise before any investigative agencies or forum of law. This Report is confidential and proprietary to MIPL. The Subscriber and/or any other person(s) may not reproduce, publish or disclose any of the contents of the Report to others without the express authorization of MIPL. This Report is prepared and issued to the Subscriber without any risk, responsibility or liability on the part of MIPL or its officials.

CENTURY PLYBOARDS (INDIA) LIMITED - 525487

PAGE NO. : 32

has been catalysed by the implementation of GST. The taxation reform has brought all local and national companies under the same tax bracket, thereby removing price disparities. Some other reasons include innovation in terms of product mixes, designs and lower input prices that have resulted in higher margins for organised laminates and decorative veneer manufacturing companies.

UNSECURED LOAN

PARTICULARS	31.03.2018 (INR in Million)	31.03.2017 (INR in Million)
Short-term borrowings		
Others		
From Bodies Corporate	0.000	50.000
Commercial Paper	0.000	500.000
Packing Credit	400.000	350.000
Total	400.000	900.000
Note:		
Rate of Interest for Body Corporate Loan - NA (9.25%) p.a		
Rate of Interest for Commercial Paper - NA (31st March, 2017; 6.75% p.a)		
Rate of Interest for Packing Credit is 4.80% to 5.50% p.a (6.00%-6.05%)		

INDEX OF CHARGES

Charges Registered							
SN o	SRN	Charge Id	Charge Holder Name	Date of Creation	Date of Modification	Amount	Address
1	H00045500	100195669	AXIS BANK LIMITED	30/07/2018	-	9294500.0	TRISHUL 3RD FLOOR OPP SAMARTHESHWAR TEMPLELAW GARDEN ELLISBRIDGEAHMEDABAD Gu380006IN
2	G90195116	100184190	AXIS BANK LIMITED	06/06/2018	-	43245000.0	TRISHUL 3RD FLOOR OPP SAMARTHESHWAR TEMPLELAW GARDEN ELLISBRIDGEAHMEDABAD Gu380006IN
3	G80419773	100162942	ALLAHABAD BANK	05/03/2018	-	500000000.0	INDUSTRIAL FINANCE BRANCH17, R. N. MUKHERJEE ROAD, 4TH FLOOR.KOLKATAWB700001IN
4	G77989	1001570	AXIS	21/02/20	-	22892000.0	TRISHUL 3RD FLOOR OPP

DISCLAIMER : This Report is **PRIVATE & CONFIDENTIAL** and it is prepared at the request of and for its use by the Subscriber only. The Subscriber shall use the contents of the Report merely as an aid to its business. Mira Inform Private Limited ("MIPL") has collated information/data in the Report, which have not been verified unless otherwise specifically mentioned in the Report. The Subscriber shall independently verify the accuracy and correctness of the information/data before in any way acting upon the same. MIPL shall not be liable for any harm, injury, loss or damage caused to the Subscriber due to default by the Subscriber's debtors/beneficiaries in fulfilling their obligations of any nature whatsoever. This Report or any of its portion shall not be used as a documentary evidence or otherwise before any investigative agencies or forum of law. This Report is confidential and proprietary to MIPL. The Subscriber and/or any other person(s) may not reproduce, publish or disclose any of the contents of the Report to others without the express authorization of MIPL. This Report is prepared and issued to the Subscriber without any risk, responsibility or liability on the part of MIPL or its officials.

CENTURY PLYBOARDS (INDIA) LIMITED - 525487

PAGE NO. : 33

	218	74	BANK LIMITED	18			SAMARTHESHWAR TEMPLELAW GARDEN ELLISBRIDGEAHMEDABAD Gu380006IN
5	G96472 949	1001279 65	ALLAHAB AD BANK	22/09/20 17	16/07/201 8	7750000000.0	INDUSTRIAL FINANCE BRANCH17, R. N. MUKHERJEE ROAD, 4TH FLOOR,KOLKATA
6	G54067 590	1001239 99	ST HELEN'S NOMINE ES INDIA PRIVATE LIMITED	15/09/20 17	-	390000000.0	1st FL,CRESCENZO Build,C38/39,as security trustee"G" Block, Bandra Kurla Complex,Bandra (East)MumbaiMa400051IN
7	G10181 022	1000464 76	Axis Bank Limited	02/08/20 16	-	14813438.0	TRISHUL 3RD FLOOR OPP SAMARTHESHWAR TEMPLELAW GARDEN ELLISBRIDGEAHEMADABA DGJ380006IN
8	G08897 092	1000429 00	Axis Bank Limited	25/07/20 16	-	23186250.0	TRISHUL 3RD FLOOR OPP SAMARTHESHWAR TEMPLELAW GARDEN ELLISBRIDGEAHMEDABAD GJ380006IN
9	G03138 385	1000254 02	HDFC BANK LIMITED	18/04/20 16	-	2920000000.0	HDFC BANK HOUSE, SENAPATI BAPAT MARGLOWER PAREL WMUMBAIMH400013IN
10	G80435 902	1062719 1	ALLAHAB AD BANK	19/02/20 16	05/03/201 8	475000000.0	INDUSTRIAL FINANCE BRANCH17, R. N. MUKHERJEE ROAD, 4TH FLOOR,KOLKATAWB70000 1IN

STANDALONE UNAUDITED FINANCIAL RESULTS FOR THE QUARTER ENDED 30.06.2018

(INR In Million)

PARTICULARS	Quarter Ended
	30.06.2018
	Unaudited
INCOME	
Revenue from Operation	5372.569
Other Income	5.779
Total Income	5378.348
EXPENSES	
Cost of materials consumed	2176.067
Purchase of Stock in Trade	515.144

DISCLAIMER : This Report is **PRIVATE & CONFIDENTIAL** and it is prepared at the request of and for its use by the Subscriber only. The Subscriber shall use the contents of the Report merely as an aid to its business. Mira Inform Private Limited ("MIPL") has collated information/data in the Report, which have not been verified unless otherwise specifically mentioned in the Report. The Subscriber shall independently verify the accuracy and correctness of the information/data before in any way acting upon the same. MIPL shall not be liable for any harm, injury, loss or damage caused to the Subscriber due to default by the Subscriber's debtors/beneficiaries in fulfilling their obligations of any nature whatsoever. This Report or any of its portion shall not be used as a documentary evidence or otherwise before any investigative agencies or forum of law. This Report is confidential and proprietary to MIPL. The Subscriber and/or any other person(s) may not reproduce, publish or disclose any of the contents of the Report to others without the express authorization of MIPL. This Report is prepared and issued to the Subscriber without any risk, responsibility or liability on the part of MIPL or its officials.

CENTURY PLYBOARDS (INDIA) LIMITED - 525487

PAGE NO. : 34

Changes in inventories of finished goods and work-in-progress	62.843
Employee benefits expense	790.195
Finance cost	134.478
Depreciation and Amortization expenses	108.273
Excise duty	0.000
Other Expenses	962.910
Total Expenses	4749.910
Profit Before Tax	628.438
Tax expenses	
-Current Tax	135.461
-Deferred Tax (Including MAT Credit Entitlement)	39.271
Total	174.732
Net Profit / (Loss) for the period	453.706
Other Comprehensive Income	
Items that will not be Reclassified to profit and Loss	
Remeasurement of the net defined benefit plans	(1.976)
Income tax relating to items that will not be Reclassified to Profit and Loss	
Remeasurement of the net defined benefit plans	0.684
Total Comprehensive Income	452.414
Paid-up Equity Share Capital (Face value INR 10/- per share)	222.527
Other Equity	--
Earnings per Share (EPS) - INR	
Basic and Diluted	2.04

Unaudited standalone Segment wise Revenue, Results, Assets and Liabilities for the Quarter ended 30th June, 2018

PARTICULARS	Quarter Ended
	30.06.2018
	Unaudited
Segment Revenue (Gross)	
Plywood and Allied Products	3178.871
Laminate and Allied Products	915.036
Medium Density Fibre Board	698.833
Particle Board	182.299
Container Freight Station Service	303.988
Others	99.370
Total Segment Revenue	5378.397
Less : Inter Segment Revenue	5.828
Gross Sales/Income from Operation	5372.569
Segment Results [Profit/(Loss) Before Tax and Finance cost]	
Plywood and Allied Products	554.137
Laminate and Allied Products	78.162
Medium Density Fibre Board	46.638
Particle Board	38.471
Container Freight Station Service	103.151
Others	0.446

DISCLAIMER : This Report is **PRIVATE & CONFIDENTIAL** and it is prepared at the request of and for its use by the Subscriber only. The Subscriber shall use the contents of the Report merely as an aid to its business. Mira Inform Private Limited ("MIPL") has collated information/data in the Report, which have not been verified unless otherwise specifically mentioned in the Report. The Subscriber shall independently verify the accuracy and correctness of the information/data before in any way acting upon the same. MIPL shall not be liable for any harm, injury, loss or damage caused to the Subscriber due to default by the Subscriber's debtors/beneficiaries in fulfilling their obligations of any nature whatsoever. This Report or any of its portion shall not be used as a documentary evidence or otherwise before any investigative agencies or forum of law. This Report is confidential and proprietary to MIPL. The Subscriber and/or any other person(s) may not reproduce, publish or disclose any of the contents of the Report to others without the express authorization of MIPL. This Report is prepared and issued to the Subscriber without any risk, responsibility or liability on the part of MIPL or its officials.

CENTURY PLYBOARDS (INDIA) LIMITED - 525487

PAGE NO. : 35

Total	821.005
Less : Finance Costs	134.478
Other Unallocable Expenditure net of Unallocable Income	58.089
Total Profit/(Loss) Before Tax	628.438
Segment Assets	
Plywood and Allied Products	6320.438
Laminate and Allied Products	2365.054
Medium Density Fibre Board	3957.295
Particle Board	742.092
Container Freight Station Service	555.339
Others	143.909
Total Segment Assets	14084.127
Add : Unallocable	2710.118
Total Assets	16794.245
Segment Liabilities	
Plywood and Allied Products	2034.178
Laminate and Allied Products	441.442
Medium Density Fibre Board	286.327
Particle Board	61.782
Container Freight Station Service	128.432
Others	56.079
Total Segment Assets	3008.240
Add : Unallocable	4954.091
Total Liabilities	7962.331

Notes:

- The above results have been reviewed by the Audit Committee and approved by the Board of Directors at their respective meetings held on 24th July, 2018.
- Effective 1st April 2018 the Company has changed the method of providing depreciation on Property Plant and Equipment from written down value method to straight line method which is change in accounting estimates. A change in accounting estimate affected by a change in accounting principle is to be applied prospectively in accordance with Ind AS-8. The change is considered preferable because the straight-line method will reflect the realistic pattern of usage and the expected benefits of such assets. This has resulted in lower depreciation of INR 147.053 Million for current quarter ended 30th June 2018.
- During the quarter the company has inter-changed the component of reportable segment i.e. Pre-Lamination from Laminate segment to Particle Board and Medium Density Fibre Board segment as per the CODM's decision to review the segment accordingly. Previous periods figures have been regrouped in line with above changes.
- Figures of the quarter ended 31st March, 2018 are the balancing figures between audited figures in respect of the full financial year upto 31st March, 2018 and year to date figures upto 31st December, 2017 being the date of the end of the third quarter of the financial year.
- Previous period figures have been re-arranged /re-grouped wherever necessary to make them comparable with current period figures.

DISCLAIMER : This Report is **PRIVATE & CONFIDENTIAL** and it is prepared at the request of and for its use by the Subscriber only. The Subscriber shall use the contents of the Report merely as an aid to its business. Mira Inform Private Limited ("MIPL") has collated information/data in the Report, which have not been verified unless otherwise specifically mentioned in the Report. The Subscriber shall independently verify the accuracy and correctness of the information/data before in any way acting upon the same. MIPL shall not be liable for any harm, injury, loss or damage caused to the Subscriber due to default by the Subscriber's debtors/beneficiaries in fulfilling their obligations of any nature whatsoever. This Report or any of its portion shall not be used as a documentary evidence or otherwise before any investigative agencies or forum of law. This Report is confidential and proprietary to MIPL. The Subscriber and/or any other person(s) may not reproduce, publish or disclose any of the contents of the Report to others without the express authorization of MIPL. This Report is prepared and issued to the Subscriber without any risk, responsibility or liability on the part of MIPL or its officials.

CONTINGENT LIABILITIES:

PARTICULARS	(INR in million)	
	31.03.2018	31.03.2017
Demands/Claims by various Government Authorities and Others not acknowledged as Debt:		
Excise Duty/Service Tax	110.248	95.857
Sales Tax/VAT	178.448	83.545
Income Tax	11.979	122.784
Others – Labour Case	2.500	-
Guarantees in favour of a Bank against Facilities granted to a Subsidiary Company	341.460	340.410
Others (Outstanding Amount at the year end)	61.275	63.041
Bills Discounted with Banks	119.024	95.384
Bills Discounted with Banks	--	7.823

Note: Based on discussion with the solicitors/favourable decisions in similar cases/legal opinion taken by the Company, the management believes that the outflow of resources is not probable and hence, no provision there against is considered necessary.

FIXED ASSETS

- Land
- Building
- Plant and Machinery
- Furniture and Fixture
- Computer
- Vehicles

CMT REPORT (Corruption, Money Laundering & Terrorism]

The Public Notice information has been collected from various sources including but not limited to: ***The Courts, India Prisons Service, Interpol, etc.***

1] INFORMATION ON DESIGNATED PARTY

No records exist designating subject or any of its beneficial owners, controlling shareholders or senior officers as terrorist or terrorist organization or whom notice had been received that all financial transactions involving their assets have been blocked or convicted, found guilty or against whom a judgement or order had been entered in a proceedings for violating money-laundering, anti-corruption or bribery or international economic or anti-terrorism sanction laws or whose assets were seized, blocked, frozen or ordered forfeited for violation of money laundering or international anti-terrorism laws.

2] Court Declaration :

No records exist to suggest that subject is or was the subject of any formal or informal allegations, prosecutions or other official proceeding for making any prohibited payments or other improper payments to government officials for engaging in prohibited transactions or with designated parties.

3] Asset Declaration :

No records exist to suggest that the property or assets of the subject are derived from criminal conduct or a prohibited transaction.

4] Record on Financial Crime :

Charges or conviction registered against subject: **None**

5] Records on Violation of Anti-Corruption Laws :

Charges or investigation registered against subject: **None**

6] Records on Int'l Anti-Money Laundering Laws/Standards :

Charges or investigation registered against subject: **None**

7] Criminal Records

No available information exist that suggest that subject or any of its principals have been formally charged or convicted by a competent governmental authority for any financial crime or under any formal investigation by a competent government authority for any violation of anti-corruption laws or international anti-money laundering laws or standard.

8] Affiliation with Government :

No record exists to suggest that any director or indirect owners, controlling shareholders, director, officer or employee of the company is a government official or a family member or close business associate of a Government official.

9] Compensation Package :

Our market survey revealed that the amount of compensation sought by the subject is fair and reasonable and comparable to compensation paid to others for similar services.

10] Press Report :

No press reports / filings exists on the subject.

CORPORATE GOVERNANCE

MIRA INFORM as part of its Due Diligence do provide comments on Corporate Governance to identify management and governance. These factors often have been predictive and in some cases have created vulnerabilities to credit deterioration.

Our Governance Assessment focuses principally on the interactions between a company's management, its Board of Directors, Shareholders and other financial stakeholders.

CONTRAVENTION

Subject is not known to have contravened any existing local laws, regulations or policies that prohibit, restrict or otherwise affect the terms and conditions that could be included in the agreement with the subject.

FOREIGN EXCHANGE RATES

Currency	Unit	INR
US Dollar	1	INR 69.80
UK Pound	1	INR 89.03
Euro	1	INR 79.90

INFORMATION DETAILS

Information Gathered by :	TJL
Analysis Done by :	VIV
Report Prepared by :	SUD

SCORE FACTORS

DEMERIT POINTS		
--BANK CHARGES	YES/NO	YES
--LITIGATION	YES/NO	YES
--OTHER ADVERSE INFORMATION	YES/NO	NO
MERIT POINTS		
--SOLE DISTRIBUTORSHIP	YES/NO	NO
--EXPORT ACTIVITIES	YES/NO	NO
--AFFILIATION	YES/NO	YES
--LISTED	YES/NO	YES
--OTHER MERIT FACTORS	YES/NO	YES

RATING EXPLANATIONS

Credit Rating	Explanation	Rating Comments
A++	Minimum Risk	Business dealings permissible with minimum risk of default
A+	Low Risk	Business dealings permissible with low risk of default
A	Acceptable Risk	Business dealings permissible with moderate risk of default
B	Medium Risk	Business dealings permissible on a regular monitoring basis
C	Medium High Risk	Business dealings permissible preferably on secured basis
D	High Risk	Business dealing not recommended or on secured terms only
NB	New Business	No recommendation can be done due to business in infancy stage
NT	No Trace	No recommendation can be done as the business is not traceable

NB is stated where there is insufficient information to facilitate rating. However, it is not to be considered as unfavourable.

This score serves as a reference to assess SC's credit risk and to set the amount of credit to be extended. It is calculated from a composite of weighted scores obtained from each of the major sections of this report. The assessed factors are as follows:

- Financial condition covering various ratios
- Company background and operations size
- Promoters / Management background
- Payment record
- Litigation against the subject
- Industry scenario / competitor analysis
- Supplier / Customer / Banker review (wherever available)

DISCLAIMER : This Report is **PRIVATE & CONFIDENTIAL** and it is prepared at the request of and for its use by the Subscriber only. The Subscriber shall use the contents of the Report merely as an aid to its business. Mira Inform Private Limited ("MIPL") has collated information/data in the Report, which have not been verified unless otherwise specifically mentioned in the Report. The Subscriber shall independently verify the accuracy and correctness of the information/data before in any way acting upon the same. MIPL shall not be liable for any harm, injury, loss or damage caused to the Subscriber due to default by the Subscriber's debtors/beneficiaries in fulfilling their obligations of any nature whatsoever. This Report or any of its portion shall not be used as a documentary evidence or otherwise before any investigative agencies or forum of law. This Report is confidential and proprietary to MIPL. The Subscriber and/or any other person(s) may not reproduce, publish or disclose any of the contents of the Report to others without the express authorization of MIPL. This Report is prepared and issued to the Subscriber without any risk, responsibility or liability on the part of MIPL or its officials.