

MIRA INFORM REPORT

Report No. :	524870
Report Date :	18.08.2018

IDENTIFICATION DETAILS

Name :	PRAESTANS PRIVATE LIMITED
Registered Office :	Yashodhan, 5 Karvenagar Society, Ganesh Nagar, Pune – 411052, Maharashtra
Mobile No.:	91-8888808963 (Mr. Vineet Patwardhan)
Country :	India
Financials (as on) :	31.03.2017
Date of Incorporation :	31.01.2013
CIN No.: [Company Identification No.]	U74900PN2013PTC146121
Capital Investment / Paid-up Capital :	INR 0.100 Million
PAN No.: [Permanent Account No.]	AAHCP0023G
GSTN : [Goods & Service Tax Registration No.]	27AAHCP0023G1ZT
Legal Form :	Private Limited Liability Company
Line of Business :	Manufacturer, Assemblers and deal in Mechanical and Electronic Components of Industrial Automation. (As per Memorandum of Association)
No. of Employees :	Information declined by the management

RATING & COMMENTS

(Mira Inform has adopted New Rating mechanism w.e.f. 23rd January 2017)

MIRA's Rating :	B
------------------------	---

Credit Rating	Explanation	Rating Comments
---------------	-------------	-----------------

DISCLAIMER : This Report is **PRIVATE & CONFIDENTIAL** and it is prepared at the request of and for its use by the Subscriber only. The Subscriber shall use the contents of the Report merely as an aid to its business. Mira Inform Private Limited ("MIPL") has collated information/data in the Report, which have not been verified unless otherwise specifically mentioned in the Report. The Subscriber shall independently verify the accuracy and correctness of the information/data before in any way acting upon the same. MIPL shall not be liable for any harm, injury, loss or damage caused to the Subscriber due to default by the Subscriber's debtors/beneficiaries in fulfilling their obligations of any nature whatsoever. This Report or any of its portion shall not be used as a documentary evidence or otherwise before any investigative agencies or forum of law. This Report is confidential and proprietary to MIPL. The Subscriber and/or any other person(s) may not reproduce, publish or disclose any of the contents of the Report to others without the express authorization of MIPL. This Report is prepared and issued to the Subscriber without any risk, responsibility or liability on the part of MIPL or its officials.

B	Medium Risk	Business dealings permissible on a regular monitoring basis
---	-------------	---

Maximum Credit Limit :	USD 1300
Status :	Moderate
Payment Behaviour :	Slow but correct
Litigation :	Clear
Comments :	<p>Subject was incorporated in the year 2013 and it is having moderate track record.</p> <p>For the financial year 2017, the company has achieved marginal decline in its revenue as compared to its previous year along with thin profit margin during the year.</p> <p>The company possesses moderate financial risk profile marked by modest net worth base and average liquidity position.</p> <p>Rating further gets constrained on account of its low profitability and its presence in highly competitive industry.</p> <p>Payment seems to be slow but correct.</p> <p>In view of aforesaid, the company can be considered for business dealing with some caution.</p>

NOTES :

Any query related to this report can be made on e-mail : infodept@mirainform.com while quoting report number, name and date.

ECGC Country Risk Classification List

Country Name	Previous Rating (31.12.2017)	Current Rating (01.04.2018)
India	A1	A1

Risk Category	ECGC Classification
Insignificant	A1
Low Risk	A2
Moderately Low Risk	B1
Moderate Risk	B2
Moderately High Risk	C1
High Risk	C2

DISCLAIMER : This Report is **PRIVATE & CONFIDENTIAL** and it is prepared at the request of and for its use by the Subscriber only. The Subscriber shall use the contents of the Report merely as an aid to its business. Mira Inform Private Limited ("MIPL") has collated information/data in the Report, which have not been verified unless otherwise specifically mentioned in the Report. The Subscriber shall independently verify the accuracy and correctness of the information/data before in any way acting upon the same. MIPL shall not be liable for any harm, injury, loss or damage caused to the Subscriber due to default by the Subscriber's debtors/beneficiaries in fulfilling their obligations of any nature whatsoever. This Report or any of its portion shall not be used as a documentary evidence or otherwise before any investigative agencies or forum of law. This Report is confidential and proprietary to MIPL. The Subscriber and/or any other person(s) may not reproduce, publish or disclose any of the contents of the Report to others without the express authorization of MIPL. This Report is prepared and issued to the Subscriber without any risk, responsibility or liability on the part of MIPL or its officials.

Very High Risk	D
----------------	---

EXTERNAL AGENCY RATING

Rating Agency Name	Not Available
Rating	Not Available
Rating Explanation	Not Available
Date	Not Available

RBI DEFAULTERS' LIST STATUS

Subject's name is not enlisted as a defaulter in the publicly available RBI Defaulters' list.

EPF (Employee Provident Fund) DEFAULTERS' LIST STATUS

Subject's name is not enlisted as a defaulter in the publicly available EPF (Employee Provident Fund) Defaulters' list as of 31-03-2018.

BIFR (Board for Industrial & Financial Reconstruction) LISTING STATUS

Subject's name is not listed as a Sick Unit in the publicly available BIFR (Board for Industrial & Financial Reconstruction) list as of 18.08.2018

IBBI (Insolvency and Bankruptcy Board of India) LISTING STATUS

Subject's name is not listed in the publicly available IBBI (Insolvency and Bankruptcy Board of India) list as of report date.

INFORMATION DENIED BY

Name :	Mr. Vineet Patwardhan
Designation :	Director
Contact No.:	91-8888808963
Date :	14.08.2018

LOCATIONS

Registered Office :	Yashodhan, 5 Karvenagar Society, Ganesh Nagar, Pune - 411052, Maharashtra, India
Tel. No.:	Not Available

DISCLAIMER : This Report is **PRIVATE & CONFIDENTIAL** and it is prepared at the request of and for its use by the Subscriber only. The Subscriber shall use the contents of the Report merely as an aid to its business. Mira Inform Private Limited ("MIPL") has collated information/data in the Report, which have not been verified unless otherwise specifically mentioned in the Report. The Subscriber shall independently verify the accuracy and correctness of the information/data before in any way acting upon the same. MIPL shall not be liable for any harm, injury, loss or damage caused to the Subscriber due to default by the Subscriber's debtors/beneficiaries in fulfilling their obligations of any nature whatsoever. This Report or any of its portion shall not be used as a documentary evidence or otherwise before any investigative agencies or forum of law. This Report is confidential and proprietary to MIPL. The Subscriber and/or any other person(s) may not reproduce, publish or disclose any of the contents of the Report to others without the express authorization of MIPL. This Report is prepared and issued to the Subscriber without any risk, responsibility or liability on the part of MIPL or its officials.

Mobile No.:	91-8888808963 (Mr. Vineet Patwardhan)
Fax No.:	Not Available
E-Mail :	vineet@praestans.co.in
Website:	www.praestans.in
	Plot No: W-130/1, S Block, M.I.D.C. Bhosar, Pune – 411026, Maharashtra, India

DIRECTORS

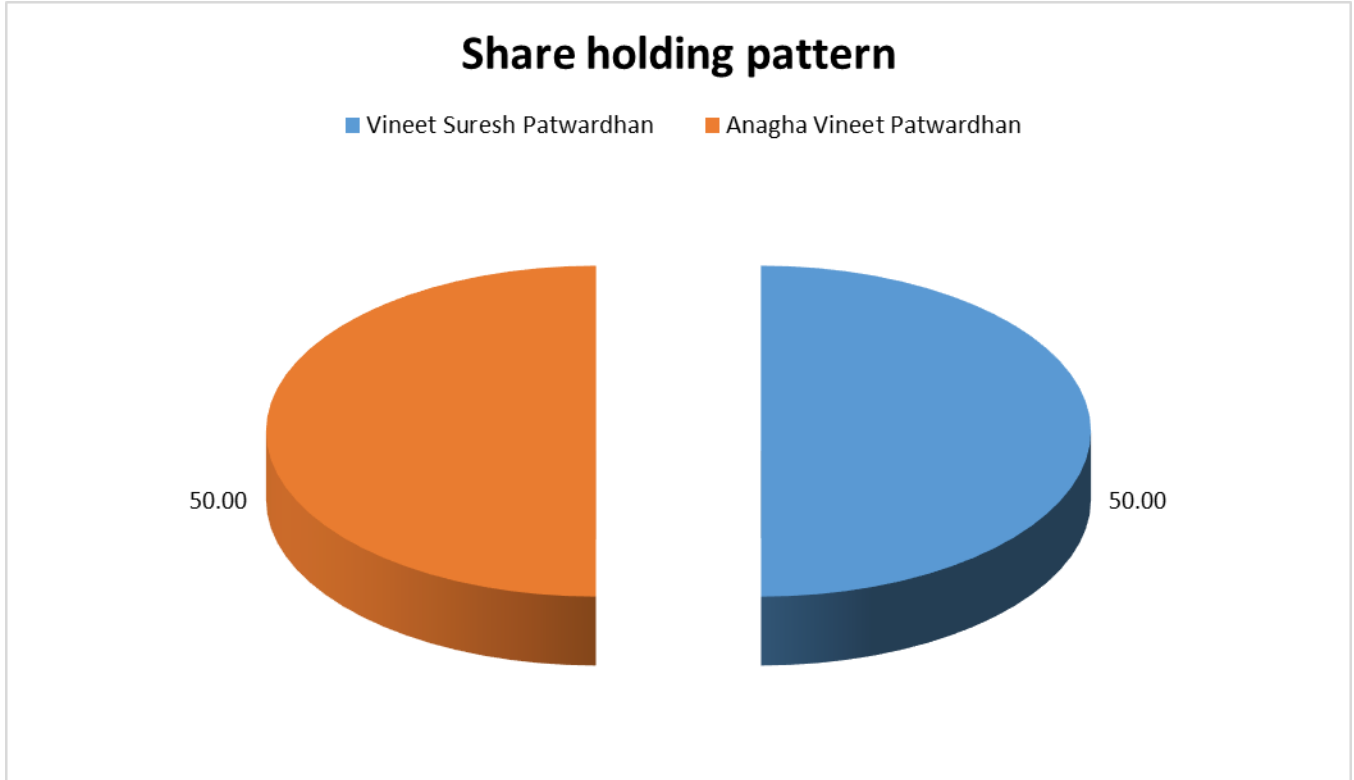
As on 31.03.2018

Name :	Mr. Vineet Suresh Patwardhan
Designation :	Director
Address :	Yashodhan, 5 Karvenagar Society, Ganesh Nagar, Pune - 411052, Maharashtra, India
Date of Birth/Age :	03.02.1970
Date of Appointment :	31.01.2013
DIN No.:	03275203
Name :	Mrs. Anagha Vineet Patwardhan
Designation :	Director
Address :	No.903, I wing, Samrajya, Phase II, Balwantpuram, Near Kinara Hotel, Pune - 411038, Maharashtra, India
Date of Birth/Age :	11.08.1974
Date of Appointment :	31.01.2013
DIN No.:	06464684

MAJOR SHAREHOLDERS / SHAREHOLDING PATTERN

As on 31.03.2017

Names of Shareholders	No. of Shares	%age
Vineet Suresh Patwardhan	5000	50.00
Anagha Vineet Patwardhan	5000	50.00
Total	10000	100.00



Equity Share Break up (Percentage of Total Equity)

As on 27.09.2017

Category	Percentage
Promoter - (Individual/ Hindu Undivided Family – Indian)	100.00
Total	100.00

BUSINESS DETAILS

Line of Business :	Manufacturer, Assemblers and deal in Mechanical and Electronic Components of Industrial Automation. (As per Memorandum of Association)	
Products :	Item Code No.	Product Description
	C 10	Industrial Automation
Brand Names :	Not Available	
Agencies Held :	Not Available	

DISCLAIMER : This Report is **PRIVATE & CONFIDENTIAL** and it is prepared at the request of and for its use by the Subscriber only. The Subscriber shall use the contents of the Report merely as an aid to its business. Mira Inform Private Limited ("MIPL") has collated information/data in the Report, which have not been verified unless otherwise specifically mentioned in the Report. The Subscriber shall independently verify the accuracy and correctness of the information/data before in any way acting upon the same. MIPL shall not be liable for any harm, injury, loss or damage caused to the Subscriber due to default by the Subscriber's debtors/beneficiaries in fulfilling their obligations of any nature whatsoever. This Report or any of its portion shall not be used as a documentary evidence or otherwise before any investigative agencies or forum of law. This Report is confidential and proprietary to MIPL. The Subscriber and/or any other person(s) may not reproduce, publish or disclose any of the contents of the Report to others without the express authorization of MIPL. This Report is prepared and issued to the Subscriber without any risk, responsibility or liability on the part of MIPL or its officials.

PRAESTANS PRIVATE LIMITED - 524870

PAGE NO. : 6

Exports :	Not Divulged
Imports :	Not Divulged
Terms :	Not Divulged

PRODUCTION STATUS NOT AVAILABLE

GENERAL INFORMATION

Suppliers :	Reference :	Not Divulged
	Name of the Person :	--
	Contact No.:	--
	Since How Long Known :	--
	Maximum Limit Dealt :	--
	Experience :	--
	Remark:	--
Customers :	Reference :	Not Divulged
	Name of the Person :	--
	Contact No.:	--
	Since How Long Known :	--
	Maximum Limit Dealt :	--
	Experience :	--
	Remark:	--
No. of Employees :	Information declined by the management	
Bankers :	Bank Name	Not Divulged
	Branch	--
	Person Name (With Designation)	--
	Contact Number	--
	Name of Account Holder	--
	Account Number	--
	Account Since (Date/Year of Account Opening)	--
	Average Balance Maintained (If Possible)	--
	Credit Facilities Enjoyed (If any)	--
	Account Operation	--
	Remarks (If any)	--
Auditors :		

DISCLAIMER : This Report is **PRIVATE & CONFIDENTIAL** and it is prepared at the request of and for its use by the Subscriber only. The Subscriber shall use the contents of the Report merely as an aid to its business. Mira Inform Private Limited ("MIPL") has collated information/data in the Report, which have not been verified unless otherwise specifically mentioned in the Report. The Subscriber shall independently verify the accuracy and correctness of the information/data before in any way acting upon the same. MIPL shall not be liable for any harm, injury, loss or damage caused to the Subscriber due to default by the Subscriber's debtors/beneficiaries in fulfilling their obligations of any nature whatsoever. This Report or any of its portion shall not be used as a documentary evidence or otherwise before any investigative agencies or forum of law. This Report is confidential and proprietary to MIPL. The Subscriber and/or any other person(s) may not reproduce, publish or disclose any of the contents of the Report to others without the express authorization of MIPL. This Report is prepared and issued to the Subscriber without any risk, responsibility or liability on the part of MIPL or its officials.

Name :	Dhananjay J Gokhale and Company Chartered Accountants
Address :	3, Swagat, Shradhanand Road, Vile Parle (East), Mumbai – 400057, Maharashtra, India
Income-tax PAN of auditor or auditor's firm :	AAJFD3214A
Memberships :	Not Available
Collaborators :	Not Available
Associates/Subsidiaries :	Not Available

CAPITAL STRUCTURE

As on 31.03.2017

Authorised Capital :

No. of Shares	Type	Value	Amount
10000	Equity Shares	INR 10/- each	INR 0.100 Million

Issued, Subscribed & Paid-up Capital :

No. of Shares	Type	Value	Amount
10000	Equity Shares	INR 10/- each	INR 0.100 Million

FINANCIAL DATA
[all figures are in INR Million]

ABRIDGED BALANCE SHEET

SOURCES OF FUNDS	31.03.2017	31.03.2016	31.03.2015
I. EQUITY AND LIABILITIES			
(1) Shareholders' Funds			
(a) Share Capital	0.100	0.100	0.100
(b) Reserves & Surplus	0.369	0.273	-0.056
(c) Money received against share warrants	0.000	0.000	0.000
(2) Share Application money pending allotment	0.000	0.000	0.000
Total Shareholders' Funds (1) + (2)	0.469	0.373	0.044
(3) Non-Current Liabilities			
(a) long-term borrowings	0.000	0.000	0.000
(b) Deferred tax liabilities (Net)	0.002	0.017	0.000
(c) Other long term liabilities	0.000	0.000	0.000
(d) long-term provisions	0.000	0.000	0.000
Total Non-current Liabilities (3)	0.002	0.017	0.000
(4) Current Liabilities			
(a) Short term borrowings	1.124	1.124	0.724
(b) Trade payables	0.950	0.167	0.251
(c) Other current liabilities	0.907	0.700	0.696
(d) Short-term provisions	0.859	0.896	0.374
Total Current Liabilities (4)	3.840	2.887	2.045
TOTAL	4.311	3.277	2.089
II. ASSETS			
(1) Non-current assets			
(a) Fixed Assets			
(i) Tangible assets	0.280	0.382	0.091
(ii) Intangible Assets	0.000	0.000	0.000
(iii) Capital work-in-progress	0.000	0.000	0.000
(iv) Intangible assets under development	0.000	0.000	0.000
(b) Non-current Investments	0.000	0.000	0.000
(c) Deferred tax assets (net)	0.000	0.000	0.024
(d) Long-term Loan and Advances	0.320	0.354	0.050

DISCLAIMER : This Report is **PRIVATE & CONFIDENTIAL** and it is prepared at the request of and for its use by the Subscriber only. The Subscriber shall use the contents of the Report merely as an aid to its business. Mira Inform Private Limited ("MIPL") has collated information/data in the Report, which have not been verified unless otherwise specifically mentioned in the Report. The Subscriber shall independently verify the accuracy and correctness of the information/data before in any way acting upon the same. MIPL shall not be liable for any harm, injury, loss or damage caused to the Subscriber due to default by the Subscriber's debtors/beneficiaries in fulfilling their obligations of any nature whatsoever. This Report or any of its portion shall not be used as a documentary evidence or otherwise before any investigative agencies or forum of law. This Report is confidential and proprietary to MIPL. The Subscriber and/or any other person(s) may not reproduce, publish or disclose any of the contents of the Report to others without the express authorization of MIPL. This Report is prepared and issued to the Subscriber without any risk, responsibility or liability on the part of MIPL or its officials.

PRAESTANS PRIVATE LIMITED - 524870

PAGE NO. : 9

(e) Other Non-current assets	0.000	0.000	0.000
Total Non-Current Assets	0.600	0.736	0.165
(2) Current assets			
(a) Current investments	0.000	0.000	0.000
(b) Inventories	0.614	0.379	0.350
(c) Trade receivables	1.202	1.260	0.854
(d) Cash and cash equivalents	1.687	0.686	0.603
(e) Short-term loans and advances	0.026	0.185	0.055
(f) Other current assets	0.182	0.031	0.062
Total Current Assets	3.711	2.541	1.924
TOTAL	4.311	3.277	2.089

PROFIT & LOSS ACCOUNT

	PARTICULARS	31.03.2017	31.03.2016	31.03.2015
	SALES			
	Income	7.575	7.413	3.137
	Other Income	0.001	0.001	0.001
	TOTAL	7.576	7.414	3.138
Less	EXPENSES			
	Cost of Materials Consumed	4.322	4.481	1.510
	Employees benefits expense	1.555	1.603	1.014
	Other expenses	1.250	0.606	0.509
	TOTAL	7.127	6.690	3.033
	PROFIT/ (LOSS) BEFORE INTEREST, TAX, DEPRECIATION AND AMORTISATION	0.449	0.724	0.105
Less	FINANCIAL EXPENSES	0.001	0.000	0.000
	PROFIT / (LOSS) BEFORE TAX, DEPRECIATION AND AMORTISATION	0.448	0.724	0.105
Less/ Add	DEPRECIATION/ AMORTISATION	0.271	0.244	0.087
	PROFIT/ (LOSS) BEFORE TAX	0.177	0.480	0.018
Less	TAX	0.080	0.151	0.006

DISCLAIMER : This Report is **PRIVATE & CONFIDENTIAL** and it is prepared at the request of and for its use by the Subscriber only. The Subscriber shall use the contents of the Report merely as an aid to its business. Mira Inform Private Limited ("MIPL") has collated information/data in the Report, which have not been verified unless otherwise specifically mentioned in the Report. The Subscriber shall independently verify the accuracy and correctness of the information/data before in any way acting upon the same. MIPL shall not be liable for any harm, injury, loss or damage caused to the Subscriber due to default by the Subscriber's debtors/beneficiaries in fulfilling their obligations of any nature whatsoever. This Report or any of its portion shall not be used as a documentary evidence or otherwise before any investigative agencies or forum of law. This Report is confidential and proprietary to MIPL. The Subscriber and/or any other person(s) may not reproduce, publish or disclose any of the contents of the Report to others without the express authorization of MIPL. This Report is prepared and issued to the Subscriber without any risk, responsibility or liability on the part of MIPL or its officials.

PRAESTANS PRIVATE LIMITED - 524870

PAGE NO. : 10

	PROFIT/ (LOSS) AFTER TAX	0.097	0.329	0.012
Add	PREVIOUS YEARS' BALANCE BROUGHT FORWARD	0.273	(0.056)	(0.068)
	Balance Carried to the B/S	0.370	0.273	(0.056)
	Earnings / (Loss) Per Share (INR)	9.66	32.87	1.24

CURRENT MATURITIES OF LONG TERM DEBT DETAILS

Particulars	31.03.2017	31.03.2016	31.03.2015
Current Maturities of Long term debt	NA	NA	NA
Cash generated from operations	NA	NA	NA
Net cash flow from operating activity	NA	NA	NA

KEY RATIOS

EFFICIENCY RATIOS

PARTICULARS	31.03.2017	31.03.2016	31.03.2015
Average Collection Days (Sundry Debtors / Income * 365 Days)	57.92	62.04	99.37
Account Receivables Turnover (Income / Sundry Debtors)	6.30	5.88	3.67
Average Payment Days (Sundry Creditors / Purchases * 365 Days)	80.23	13.60	60.67
Inventory Turnover (Operating Income / Inventories)	0.73	1.91	0.30
Asset Turnover (Operating Income / Net Fixed Assets)	1.60	1.90	1.15

LEVERAGE RATIOS

PARTICULARS	31.03.2017	31.03.2016	31.03.2015
Debt Ratio ((Borrowing + Current Liabilities) / Total Assets)	0.89	0.88	0.98

DISCLAIMER : This Report is **PRIVATE & CONFIDENTIAL** and it is prepared at the request of and for its use by the Subscriber only. The Subscriber shall use the contents of the Report merely as an aid to its business. Mira Inform Private Limited ("MIPL") has collated information/data in the Report, which have not been verified unless otherwise specifically mentioned in the Report. The Subscriber shall independently verify the accuracy and correctness of the information/data before in any way acting upon the same. MIPL shall not be liable for any harm, injury, loss or damage caused to the Subscriber due to default by the Subscriber's debtors/beneficiaries in fulfilling their obligations of any nature whatsoever. This Report or any of its portion shall not be used as a documentary evidence or otherwise before any investigative agencies or forum of law. This Report is confidential and proprietary to MIPL. The Subscriber and/or any other person(s) may not reproduce, publish or disclose any of the contents of the Report to others without the express authorization of MIPL. This Report is prepared and issued to the Subscriber without any risk, responsibility or liability on the part of MIPL or its officials.

Debt Equity Ratio (Total Liability / Networth)	2.40	3.01	16.45
Current Liabilities to Networth (Current Liabilities / Net Worth)	8.19	7.74	46.48
Fixed Assets to Networth (Net Fixed Assets / Networth)	0.60	1.02	2.07
Interest Coverage Ratio (PBIT / Financial Charges)	449.00	0.00	0.00

PROFITABILITY RATIOS

PARTICULARS		31.03.2017	31.03.2016	31.03.2015
Net Profit Margin ((PAT / Sales) * 100)	%	1.28	4.44	0.38
Return on Total Assets ((PAT / Total Assets) * 100)	%	2.25	10.04	0.57
Return on Investment (ROI) ((PAT / Networth) * 100)	%	20.68	88.20	27.27

SOLVENCY RATIOS

PARTICULARS		31.03.2017	31.03.2016	31.03.2015
Current Ratio (Current Assets / Current Liabilities)		0.97	0.88	0.94
Quick Ratio ((Current Assets – Inventories) / Current Liabilities)		0.81	0.75	0.77
G-Score Ratio Financial (Networth / Total Assets)		0.11	0.11	0.02
G-Score Ratio Debt (Debts / Equity Capital)		11.24	11.24	7.24
G-Score Ratio Liquidity (Total Current Assets / Total Current Liabilities)		0.97	0.88	0.94

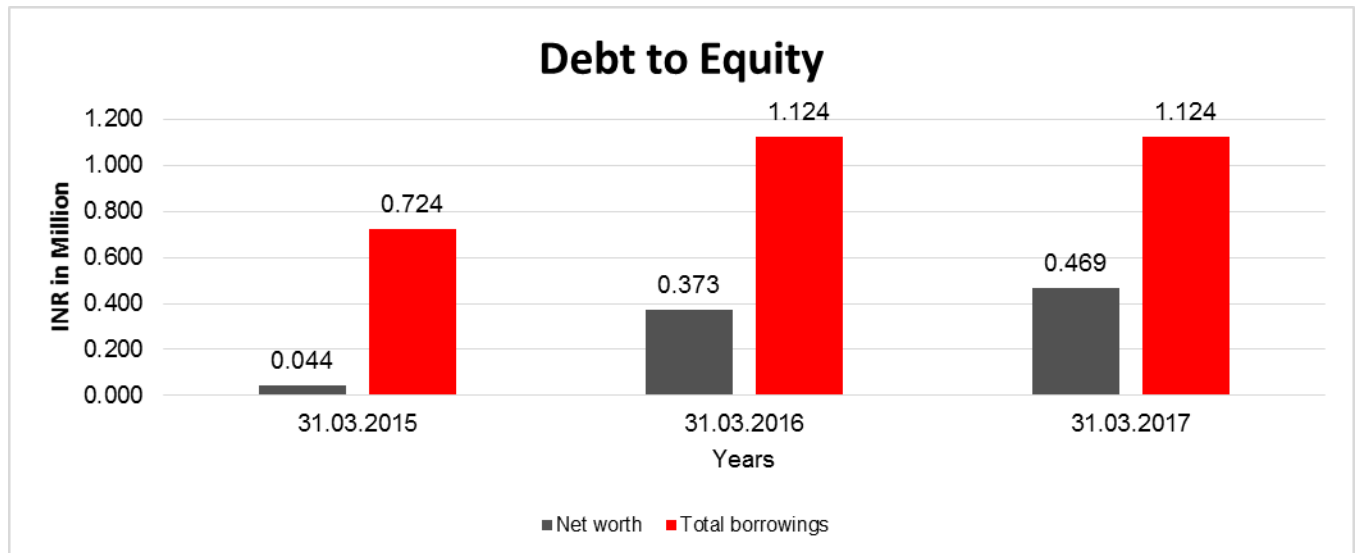
Total Liability = Short-term Debt + Long-term Debt + Current Maturities of Long-term debts

DISCLAIMER : This Report is **PRIVATE & CONFIDENTIAL** and it is prepared at the request of and for its use by the Subscriber only. The Subscriber shall use the contents of the Report merely as an aid to its business. Mira Inform Private Limited ("MIPL") has collated information/data in the Report, which have not been verified unless otherwise specifically mentioned in the Report. The Subscriber shall independently verify the accuracy and correctness of the information/data before in any way acting upon the same. MIPL shall not be liable for any harm, injury, loss or damage caused to the Subscriber due to default by the Subscriber's debtors/beneficiaries in fulfilling their obligations of any nature whatsoever. This Report or any of its portion shall not be used as a documentary evidence or otherwise before any investigative agencies or forum of law. This Report is confidential and proprietary to MIPL. The Subscriber and/or any other person(s) may not reproduce, publish or disclose any of the contents of the Report to others without the express authorization of MIPL. This Report is prepared and issued to the Subscriber without any risk, responsibility or liability on the part of MIPL or its officials.

FINANCIAL ANALYSIS
[all figures are INR Million]

DEBT EQUITY RATIO

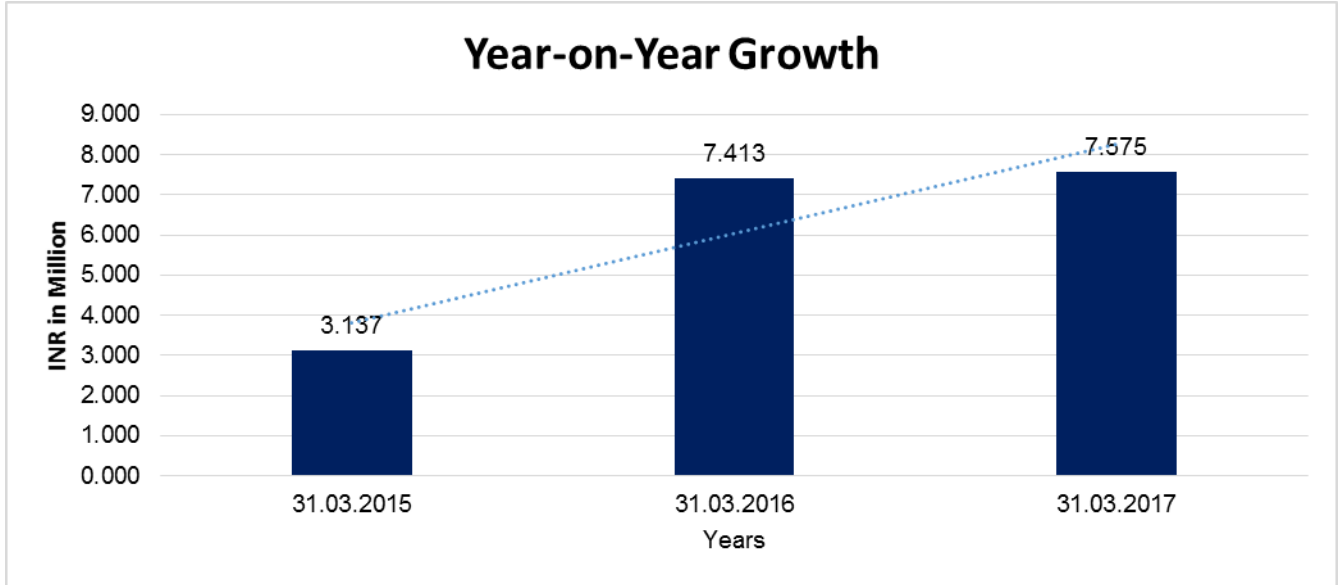
Particular	31.03.2015	31.03.2016	31.03.2017
	INR In Million	INR In Million	INR In Million
Share Capital	0.100	0.100	0.100
Reserves & Surplus	(0.056)	0.273	0.369
Net worth	0.044	0.373	0.469
Long Term borrowings	0.000	0.000	0.000
Short Term borrowings	0.724	1.124	1.124
Total borrowings	0.724	1.124	1.124
Debt/Equity ratio	16.455	3.013	2.397



YEAR-ON-YEAR GROWTH

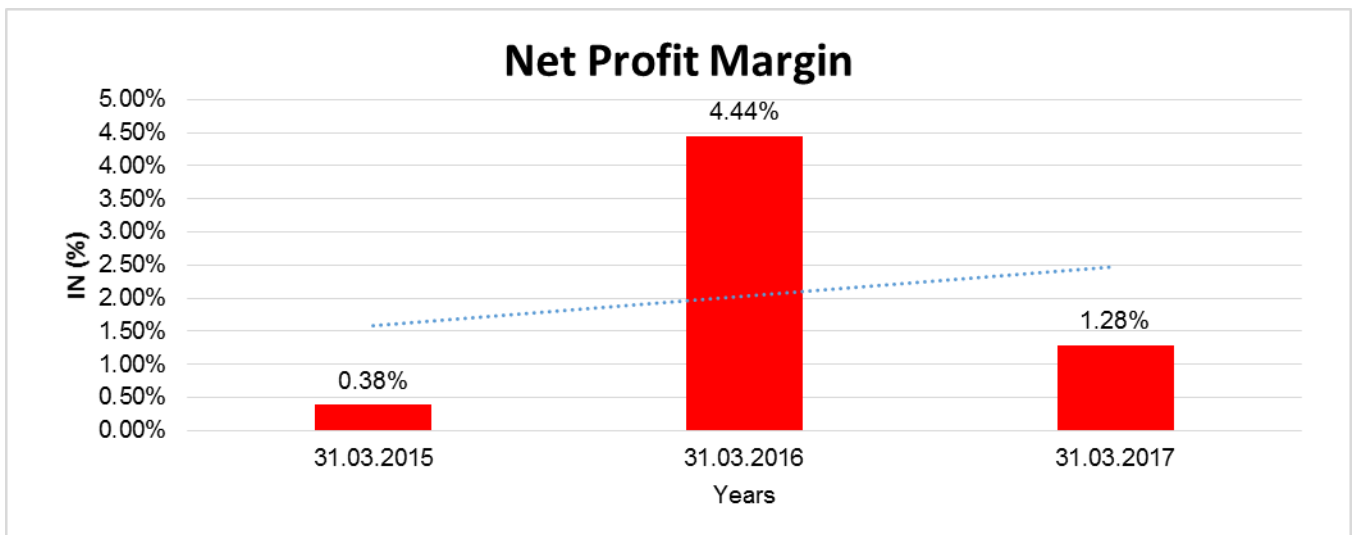
Year on Year Growth	31.03.2015	31.03.2016	31.03.2017
	INR In Million	INR In Million	INR In Million
Sales	3.137	7.413	7.575
		136.309	2.185

DISCLAIMER : This Report is **PRIVATE & CONFIDENTIAL** and it is prepared at the request of and for its use by the Subscriber only. The Subscriber shall use the contents of the Report merely as an aid to its business. Mira Inform Private Limited ("MIPL") has collated information/data in the Report, which have not been verified unless otherwise specifically mentioned in the Report. The Subscriber shall independently verify the accuracy and correctness of the information/data before in any way acting upon the same. MIPL shall not be liable for any harm, injury, loss or damage caused to the Subscriber due to default by the Subscriber's debtors/beneficiaries in fulfilling their obligations of any nature whatsoever. This Report or any of its portion shall not be used as a documentary evidence or otherwise before any investigative agencies or forum of law. This Report is confidential and proprietary to MIPL. The Subscriber and/or any other person(s) may not reproduce, publish or disclose any of the contents of the Report to others without the express authorization of MIPL. This Report is prepared and issued to the Subscriber without any risk, responsibility or liability on the part of MIPL or its officials.



NET PROFIT MARGIN

Net Profit Margin	31.03.2015	31.03.2016	31.03.2017
	INR In Million	INR In Million	INR In Million
Sales	3.137	7.413	7.575
Profit	0.012	0.329	0.097
	0.38%	4.44%	1.28%



DISCLAIMER : This Report is **PRIVATE & CONFIDENTIAL** and it is prepared at the request of and for its use by the Subscriber only. The Subscriber shall use the contents of the Report merely as an aid to its business. Mira Inform Private Limited ("MIPL") has collated information/data in the Report, which have not been verified unless otherwise specifically mentioned in the Report. The Subscriber shall independently verify the accuracy and correctness of the information/data before in any way acting upon the same. MIPL shall not be liable for any harm, injury, loss or damage caused to the Subscriber due to default by the Subscriber's debtors/beneficiaries in fulfilling their obligations of any nature whatsoever. This Report or any of its portion shall not be used as a documentary evidence or otherwise before any investigative agencies or forum of law. This Report is confidential and proprietary to MIPL. The Subscriber and/or any other person(s) may not reproduce, publish or disclose any of the contents of the Report to others without the express authorization of MIPL. This Report is prepared and issued to the Subscriber without any risk, responsibility or liability on the part of MIPL or its officials.

LOCAL AGENCY FURTHER INFORMATION

Sr. No.	Check list by info agents	Available in Report (Yes/No)
1	Year of establishment	Yes
2	Constitution of the entity -Incorporation details	Yes
3	Locality of the entity	Yes
4	Premises details	No
5	Buyer visit details	--
6	Contact numbers	Yes
7	Name of the person contacted	Yes
8	Designation of contact person	Yes
9	Promoter's background	Yes
10	Date of Birth of Proprietor / Partners / Directors	Yes
11	Pan Card No. of Proprietor / Partners	No
12	Voter Id Card No. of Proprietor / Partners	No
13	Type of business	Yes
14	Line of Business	Yes
15	Export/import details (if applicable)	No
16	No. of employees	No
17	Details of sister concerns	No
18	Major suppliers	No
19	Major customers	No
20	Banking Details	No
21	Banking facility details	No
22	Conduct of the banking account	--
23	Financials, if provided	Yes
24	Capital in the business	Yes
25	Last accounts filed at ROC, if applicable	Yes
26	Turnover of firm for last three years	Yes
27	Reasons for variation <> 20%	--
28	Estimation for coming financial year	No
29	Profitability for last three years	Yes
30	Major shareholders, if available	Yes
31	External Agency Rating, if available	No
32	Litigations that the firm/promoter involved in	--
33	Market information	--
34	Payments terms	No
35	Negative Reporting by Auditors in the Annual Report	No

REVIEW OF OPERATIONS:

The company has recorded the profit after (PAT) of INR 0.097 Million in comparison with the profit of INR 0.329 Million in the previous Financial year and Turnover of INR 7.575 Million in comparison with INR 7.413 Million of previous year.

UNSECURED LOAN

Unsecured Loan	31.03.2017 (INR in Million)	31.03.2016 (INR in Million)
Short-term Borrowings		
Loans and Advances from related parties :		
Loan from Director	1.124	1.124
Total	1.124	1.124

INDEX OF CHARGES: NO CHARGES EXIST FOR THE COMPANY

FIXED ASSETS

- Furniture and Fixture
- Plant and Machinery
- Computer Equipments
- Electric Fitting

CMT REPORT (Corruption, Money Laundering & Terrorism]

The Public Notice information has been collected from various sources including but not limited to: **The Courts, India Prisons Service, Interpol, etc.**

1] INFORMATION ON DESIGNATED PARTY

No records exist designating subject or any of its beneficial owners, controlling shareholders or senior officers as terrorist or terrorist organization or whom notice had been received that all financial transactions involving their assets have been blocked or convicted, found guilty or against whom a judgement or order had been entered in a proceedings for violating money-laundering, anti-corruption or bribery or international economic or anti-terrorism sanction laws or whose assets were seized, blocked, frozen or ordered forfeited for violation of money laundering or international anti-terrorism laws.

2] Court Declaration :

No records exist to suggest that subject is or was the subject of any formal or informal allegations, prosecutions or other official proceeding for making any prohibited payments or other improper payments to government officials for engaging in prohibited transactions or with designated parties.

3] Asset Declaration :

No records exist to suggest that the property or assets of the subject are derived from criminal conduct or a prohibited transaction.

4] Record on Financial Crime :

Charges or conviction registered against subject: **None**

5] Records on Violation of Anti-Corruption Laws :

Charges or investigation registered against subject: **None**

6] Records on Int'l Anti-Money Laundering Laws/Standards :

Charges or investigation registered against subject: **None**

7] Criminal Records

No available information exist that suggest that subject or any of its principals have been formally charged or convicted by a competent governmental authority for any financial crime or under any formal investigation by a competent government authority for any violation of anti-corruption laws or international anti-money laundering laws or standard.

8] Affiliation with Government :

No record exists to suggest that any director or indirect owners, controlling shareholders, director, officer or employee of the company is a government official or a family member or close business associate of a Government official.

9] Compensation Package :

Our market survey revealed that the amount of compensation sought by the subject is fair and reasonable and comparable to compensation paid to others for similar services.

10] Press Report :

No press reports / filings exists on the subject.

CORPORATE GOVERNANCE

MIRA INFORM as part of its Due Diligence do provide comments on Corporate Governance to identify management and governance. These factors often have been predictive and in some cases have created vulnerabilities to credit deterioration.

Our Governance Assessment focuses principally on the interactions between a company's management, its Board of Directors, Shareholders and other financial stakeholders.

CONTRAVENTION

Subject is not known to have contravened any existing local laws, regulations or policies that prohibit, restrict or otherwise affect the terms and conditions that could be included in the agreement with the subject.

FOREIGN EXCHANGE RATES

Currency	Unit	INR
US Dollar	1	INR 70.22
UK Pound	1	INR 89.36
Euro	1	INR 79.97

INFORMATION DETAILS

Information Gathered by :	SVA
Analysis Done by :	NIS
Report Prepared by :	SUJ

SCORE FACTORS

DEMERIT POINTS		
--BANK CHARGES	YES/NO	NO
--LITIGATION	YES/NO	NO
--OTHER ADVERSE INFORMATION	YES/NO	NO
MERIT POINTS		
--SOLE DISTRIBUTORSHIP	YES/NO	NO
--EXPORT ACTIVITIES	YES/NO	NO
--AFFILIATION	YES/NO	NO
--LISTED	YES/NO	NO
--OTHER MERIT FACTORS	YES/NO	YES

RATING EXPLANATIONS

Credit Rating	Explanation	Rating Comments
A++	Minimum Risk	Business dealings permissible with minimum risk of default
A+	Low Risk	Business dealings permissible with low risk of default
A	Acceptable Risk	Business dealings permissible with moderate risk of default
B	Medium Risk	Business dealings permissible on a regular monitoring basis
C	Medium High Risk	Business dealings permissible preferably on secured basis
D	High Risk	Business dealing not recommended or on secured terms only
NB	New Business	No recommendation can be done due to business in infancy stage
NT	No Trace	No recommendation can be done as the business is not traceable

NB is stated where there is insufficient information to facilitate rating. However, it is not to be considered as unfavourable.

This score serves as a reference to assess SC's credit risk and to set the amount of credit to be extended. It is calculated from a composite of weighted scores obtained from each of the major sections of this report. The assessed factors are as follows:

- Financial condition covering various ratios
- Company background and operations size
- Promoters / Management background
- Payment record
- Litigation against the subject
- Industry scenario / competitor analysis
- Supplier / Customer / Banker review (wherever available)

DISCLAIMER : This Report is **PRIVATE & CONFIDENTIAL** and it is prepared at the request of and for its use by the Subscriber only. The Subscriber shall use the contents of the Report merely as an aid to its business. Mira Inform Private Limited ("MIPL") has collated information/data in the Report, which have not been verified unless otherwise specifically mentioned in the Report. The Subscriber shall independently verify the accuracy and correctness of the information/data before in any way acting upon the same. MIPL shall not be liable for any harm, injury, loss or damage caused to the Subscriber due to default by the Subscriber's debtors/beneficiaries in fulfilling their obligations of any nature whatsoever. This Report or any of its portion shall not be used as a documentary evidence or otherwise before any investigative agencies or forum of law. This Report is confidential and proprietary to MIPL. The Subscriber and/or any other person(s) may not reproduce, publish or disclose any of the contents of the Report to others without the express authorization of MIPL. This Report is prepared and issued to the Subscriber without any risk, responsibility or liability on the part of MIPL or its officials.