

MIRA INFORM REPORT

Report No. :	525898
Report Date :	18.08.2018

IDENTIFICATION DETAILS

Name :	TANDOM METALLURGICAL (MIDLANDS) LIMITED
Registered Office :	Radnor Park Industrial Estate, Congleton, Cheshire, CW12 4XE
Country :	United Kingdom
Financials (as on) :	31.08.2017
Date of Incorporation :	22.11.2011
Com. Reg. No.:	07855737
Legal Form :	Private Limited with Share Capital
Line of Business :	<ul style="list-style-type: none"> Other service activities n.e.c. An aluminum alloy ingot producer amd metal trader specializing in non-ferrous, base and precious metals.
No. of Employees :	12 [2017]

RATING & COMMENTS

(Mira Inform has adopted New Rating mechanism w.e.f. 23rd January 2017)

MIRA's Rating : A

Credit Rating	Explanation	Rating Comments
A	Acceptable Risk	Business dealings permissible with moderate risk of default

Status :	Satisfactory
Payment Behaviour :	Slow but correct
Litigation :	Clear

NOTES :

DISCLAIMER : This Report is **PRIVATE & CONFIDENTIAL** and it is prepared at the request of and for its use by the Subscriber only. The Subscriber shall use the contents of the Report merely as an aid to its business. Mira Inform Private Limited ("MIPL") has collated information/data in the Report, which have not been verified unless otherwise specifically mentioned in the Report. The Subscriber shall independently verify the accuracy and correctness of the information/data before in any way acting upon the same. MIPL shall not be liable for any harm, injury, loss or damage caused to the Subscriber due to default by the Subscriber's debtors/beneficiaries in fulfilling their obligations of any nature whatsoever. This Report or any of its portion shall not be used as a documentary evidence or otherwise before any investigative agencies or forum of law. This Report is confidential and proprietary to MIPL. The Subscriber and/or any other person(s) may not reproduce, publish or disclose any of the contents of the Report to others without the express authorization of MIPL. This Report is prepared and issued to the Subscriber without any risk, responsibility or liability on the part of MIPL or its officials.

Any query related to this report can be made on e-mail : infodept@mirainform.com while quoting report number, name and date.

ECGC Country Risk Classification List

Country Name	Previous Rating (31.12.2017)	Current Rating (01.04.2018)
United Kingdom	A1	A1

Risk Category	ECGC Classification
Insignificant	A1
Low Risk	A2
Moderately Low Risk	B1
Moderate Risk	B2
Moderately High Risk	C1
High Risk	C2
Very High Risk	D

DISCLAIMER : This Report is **PRIVATE & CONFIDENTIAL** and it is prepared at the request of and for its use by the Subscriber only. The Subscriber shall use the contents of the Report merely as an aid to its business. Mira Inform Private Limited ("MIPL") has collated information/data in the Report, which have not been verified unless otherwise specifically mentioned in the Report. The Subscriber shall independently verify the accuracy and correctness of the information/data before in any way acting upon the same. MIPL shall not be liable for any harm, injury, loss or damage caused to the Subscriber due to default by the Subscriber's debtors/beneficiaries in fulfilling their obligations of any nature whatsoever. This Report or any of its portion shall not be used as a documentary evidence or otherwise before any investigative agencies or forum of law. This Report is confidential and proprietary to MIPL. The Subscriber and/or any other person(s) may not reproduce, publish or disclose any of the contents of the Report to others without the express authorization of MIPL. This Report is prepared and issued to the Subscriber without any risk, responsibility or liability on the part of MIPL or its officials.

UNITED KINGDOM - ECONOMIC OVERVIEW

The UK, a leading trading power and financial center, is the third largest economy in Europe after Germany and France. Agriculture is intensive, highly mechanized, and efficient by European standards, producing about 60% of food needs with less than 2% of the labor force. The UK has large coal, natural gas, and oil resources, but its oil and natural gas reserves are declining; the UK has been a net importer of energy since 2005. Services, particularly banking, insurance, and business services, are key drivers of British GDP growth. Manufacturing, meanwhile, has declined in importance but still accounts for about 10% of economic output.

In 2008, the global financial crisis hit the economy particularly hard, due to the importance of its financial sector. Falling home prices, high consumer debt, and the global economic slowdown compounded the UK's economic problems, pushing the economy into recession in the latter half of 2008 and prompting the then BROWN (Labour) government to implement a number of measures to stimulate the economy and stabilize the financial markets. Facing burgeoning public deficits and debt levels, in 2010 the then CAMERON-led coalition government (between Conservatives and Liberal Democrats) initiated an austerity program, which has continued under the Conservative government. However, the deficit still remains one of the highest in the G7, standing at 3.6% of GDP as of 2017, and the UK has pledged to lower its corporation tax from 20% to 17% by 2020. The UK had a debt burden of 90.4% GDP at the end of 2017.

The UK economy has begun to slow since the referendum vote to leave the EU in June 2016. A sustained depreciation of the British pound has increased consumer and producer prices, weighing on consumer spending without spurring a meaningful increase in exports. The UK has an extensive trade relationship with other EU members through its single market membership, and economic observers have warned the exit will jeopardize its position as the central location for European financial services. Prime Minister MAY is seeking a new "deep and special" trade relationship with the EU following the UK's exit. However, economists doubt that the UK will be able to preserve the benefits of EU membership without the obligations. The UK is expected to officially leave the EU by the end of March 2019.

Source : CIA

COMPANY SUMMARY

Registered Address

Radnor Park Industrial Estate
Congleton
Cheshire
CW12 4XE

Trading Address

Radnor Park Industrial Estate
Congleton
Cheshire
CW12 4XE

Trading Address

79 Eyre Street, Birmingham,
West Midlands, B18 7AD

Website Address

<http://www.tandom.co.uk>

Company Number

07855737

Telephone Number

01260271122

Fax Number

-

TPS

Yes

FPS

Yes

Incorporation Date

22/11/2011

Previous Name

-

Type

Private Limited with Share Capital

FTSE Index

-

Date of Change

-

Filing Date of Accounts

18/05/2018

Currency

GBP

Share Capital

£100

SIC07

96090

Charity Number

-

SIC07 Description

Other service activities n.e.c.

Principal Activity

An aluminum alloy ingot producer and metal trader specialising in non-ferrous, base and precious metals.

ADDITIONAL INFORMATION

CCJ's

0 (£0)

No CCJ Information To Display

Ultimate Holding Company	TANDOM METALLURGICAL GROUP LIMITED
Accountant	-
Mortgages	2
Group	4 companies
Linkages	0 companies
Countries	In 0 countries

KEY FINANCIALS

Year to Date	Turnover	Pre Tax Profit	Shareholder	Funds Employees
31.08.2017	£42,046,074	£677,969	£1,967,884	12
31.08.2016	£24,513,038	£308,607	£1,424,470	10
31.08.2015	£30,739,846	£356,865	£1,180,581	11

MORTGAGE SUMMARY

Total Mortgage	2
Outstanding	2
Satisfied	0

TRADE DEBTORS / BAD DEBT SUMMARY

Total Number of Documented Trade	0
Total Value of Documented Trade	£0

COMMENTARY

This company has been treated as a Medium company.
This company's ratio of total liabilities to total assets indicates the presence of moderate equity funding.
This company's return on total assets employed ratio indicates a relatively efficient use of assets.
This company has only made late payments on a low percentage of invoices.
This company's bank loans and overdrafts (less cash) account for a moderate percentage of short term liabilities.
This company trades in an industry with a higher level of corporate failures.

CCJ

Total Number of Exact CCJs -	0	Total Value of Exact CCJs -	
Total Number of Possible CCJs -	0	Total Value of Possible CCJs -	
Total Number of Satisfied CCJs -	0	Total Value of Satisfied CCJs -	
Total Number of Writs -	-		

Total Current Directors	3	Total Current Secretaries	0
Total Previous Directors / Company Secretaries	0	Total Person's With Significant Control	1

CURRENT DIRECTORS

Title	Mr	Function	Director
Name	Andrew Gordon Lumsden	Nationality	British
Date of Birth	03/1966	Present Appointments	4
Latest Address	Radnor Park Industrial Estate, Congleton, Cheshire	Appointment Date	22/11/2011
Post Code	CW12 4XE		
Title	Mr	Function	Director
Name	Thomas Muir	Nationality	British
Date of Birth	09/1956	Present Appointments	1
Latest Address	Radnor Park Industrial Estate, Congleton, Cheshire	Appointment Date	22/11/2011
Post Code	CW12 4XE		
Title	Mr	Function	Director
Name	Nicholas Alan Rose	Nationality	British
Date of Birth	10/1970	Present Appointments	2
Latest Address	Radnor Park Industrial Estate, Congleton, Cheshire	Appointment Date	22/11/2011
Post Code	CW12 4XE		













CURRENT COMPANY SECRETARY

DISCLAIMER : This Report is **PRIVATE & CONFIDENTIAL** and it is prepared at the request of and for its use by the Subscriber only. The Subscriber shall use the contents of the Report merely as an aid to its business. Mira Inform Private Limited ("MIPL") has collated information/data in the Report, which have not been verified unless otherwise specifically mentioned in the Report. The Subscriber shall independently verify the accuracy and correctness of the information/data before in any way acting upon the same. MIPL shall not be liable for any harm, injury, loss or damage caused to the Subscriber due to default by the Subscriber's debtors/beneficiaries in fulfilling their obligations of any nature whatsoever. This Report or any of its portion shall not be used as a documentary evidence or otherwise before any investigative agencies or forum of law. This Report is confidential and proprietary to MIPL. The Subscriber and/or any other person(s) may not reproduce, publish or disclose any of the contents of the Report to others without the express authorization of MIPL. This Report is prepared and issued to the Subscriber without any risk, responsibility or liability on the part of MIPL or its officials.

Top Shareholders

Name	Currency	Share Count	Share Type	Nominal Value	% of Total Share Count
TANDOM METALLURGICAL GROUP LTD	GBP	75	ORDINARY	1	75
NICK ROSE	GBP	25	ORDINARY	1	25




PROFIT & LOSS

	Date Of Accounts	31/08/17	(%)	31/08/16	(%)	31/08/15	(%)	31/08/14	(%)	31/08/13
	Weeks	52	(%)	52	(%)	52	(%)	52	(%)	52
	Currency	GBP	(%)	GBP	(%)	GBP	(%)	GBP	(%)	GBP
	Consolidated A/cs	N	(%)	N	(%)	N	(%)	N	(%)	N
	Turnover	£42,046,074	71.5 %	£24,513,038	- 20.3 %	£30,739,846	13.5 %	£27,087,960	20.2 %	£22,527,427
	Export	£32,092,180	108.1 %	£15,420,678	-	-	-	-	-	-
	Cost of Sales	£40,577,986	72.3 %	£23,556,513	-	-	-	-	-	-
	Gross Profit	£1,468,088	53.5 %	£956,525	-	-	-	-	-	-
	Wages & Salaries	£484,701	9.8%	£441,596	5.6%	£418,169	21.9 %	£343,018	19%	£288,176
	Directors Emoluments	£100,000	-	£100,000	-	£100,000	-	£100,000	-	£100,000
	Operating Profit	£707,332	112.1 %	£333,567	- 10.9 %	£374,227	-37%	£594,253	- 4.5%	£622,246
	Depreciation	£35,265	65.5 %	£21,303	- 12.8 %	£24,438	- 10.1 %	£27,196	- 1.4%	£27,579
	Audit Fees	£5,000	-	£5,000	-	£5,000	- 37.5 %	£8,000	100 %	£4,000
	Interest Payments	£29,363	17.6 %	£24,960	43.8 %	£17,362	- 63.7 %	£47,892	11.5 %	£42,958
	Pre Tax Profit	£677,969	119.7 %	£308,607	- 13.5 %	£356,865	- 34.7 %	£546,361	- 5.7%	£579,288
	Taxation	-£134,555	- 107.9 %	-£64,718	12.8 %	-£74,257	41.6 %	-£127,167	6.8%	-£136,403













DISCLAIMER : This Report is **PRIVATE & CONFIDENTIAL** and it is prepared at the request of and for its use by the Subscriber only. The Subscriber shall use the contents of the Report merely as an aid to its business. Mira Inform Private Limited ("MIPL") has collated information/data in the Report, which have not been verified unless otherwise specifically mentioned in the Report. The Subscriber shall independently verify the accuracy and correctness of the information/data before in any way acting upon the same. MIPL shall not be liable for any harm, injury, loss or damage caused to the Subscriber due to default by the Subscriber's debtors/beneficiaries in fulfilling their obligations of any nature whatsoever. This Report or any of its portion shall not be used as a documentary evidence or otherwise before any investigative agencies or forum of law. This Report is confidential and proprietary to MIPL. The Subscriber and/or any other person(s) may not reproduce, publish or disclose any of the contents of the Report to others without the express authorization of MIPL. This Report is prepared and issued to the Subscriber without any risk, responsibility or liability on the part of MIPL or its officials.

TANDOM METALLURGICAL (MIDLANDS) LIMITED - 525898

PAGE NO. : 8

	Profit After Tax	£543,414	122.8 %	£243,889	- 13.7 %	£282,608	- 32.6 %	£419,194	- 5.3%	£442,885
	Dividends Payable	-	-	-	-	-	-	-	-	-
	Retained Profit	£543,414	122.8 %	£243,889	- 13.7 %	£282,608	- 32.6 %	£419,194	- 5.3%	£442,885






BALANCE SHEET

	Date Of Accounts	31/08/17	(%)	31/08/16	(%)	31/08/15	(%)	31/08/14	(%)	31/08/13
	Tangible Assets	£550,036	355.5 %	£120,752	- 14.5 %	£141,204	-8.5%	£154,376	- 13.5 %	£178,572
	Intangible Assets	0	-	0	-	0	-	0	-	0
	Total Fixed Assets	£550,036	355.5 %	£120,752	- 14.5 %	£141,204	-8.5%	£154,376	- 13.5 %	£178,572
	Stock	£1,812,490	57.4%	£1,151,190	2.7%	£1,120,766	- 25.9%	£1,513,251	31%	£1,155,398
	Trade Debtors	£5,014,201	125.9 %	£2,219,594	- 21.7 %	£2,835,453	21.6%	£2,331,575	3.6%	£2,250,047
	Cash	£152,061	-68%	£474,751	- 19.8 %	£592,278	754.3 %	£69,331	- 36.2 %	£108,744
	Other Debtors	£2,637,761	246.7 %	£760,763	63.7 %	£464,764	- 41.9%	£799,755	- 16.4 %	£956,967
	Miscellaneous Current Assets	0	-	0	-	0	-	0	-	0
	Total Current Assets	£9,616,513	108.8 %	£4,606,298	- 8.1%	£5,013,261	6.4%	£4,713,912	5.4%	£4,471,156
	Trade Creditors	£4,579,463	289.2 %	£1,176,521	- 35.7 %	£1,828,346	10.3%	£1,658,089	- 31.4 %	£2,415,327
	Bank Loans & Overdrafts	£416,465	-	0	- 100 %	£112,828	- 84.7%	£735,196	96.6 %	£373,989
	Other Short Term	£53,869	-	0	-	0	-100%	£298,381	- 48.6	£580,031






DISCLAIMER : This Report is **PRIVATE & CONFIDENTIAL** and it is prepared at the request of and for its use by the Subscriber only. The Subscriber shall use the contents of the Report merely as an aid to its business. Mira Inform Private Limited ("MIPL") has collated information/data in the Report, which have not been verified unless otherwise specifically mentioned in the Report. The Subscriber shall independently verify the accuracy and correctness of the information/data before in any way acting upon the same. MIPL shall not be liable for any harm, injury, loss or damage caused to the Subscriber due to default by the Subscriber's debtors/beneficiaries in fulfilling their obligations of any nature whatsoever. This Report or any of its portion shall not be used as a documentary evidence or otherwise before any investigative agencies or forum of law. This Report is confidential and proprietary to MIPL. The Subscriber and/or any other person(s) may not reproduce, publish or disclose any of the contents of the Report to others without the express authorization of MIPL. This Report is prepared and issued to the Subscriber without any risk, responsibility or liability on the part of MIPL or its officials.

TANDOM METALLURGICAL (MIDLANDS) LIMITED - 525898



PAGE NO. : 9

	Finance								%	
	Miscellaneous Current Liabilities	£3,034,296	43.6%	£2,113,610	4.7%	£2,018,739	59.6%	£1,265,176	60.7%	£787,223
	Total Current Liabilities	£8,084,093	145.7%	£3,290,131	-16.9%	£3,959,913	0.1%	£3,956,842	-4.8%	£4,156,570
	Bank Loans & Overdrafts and LTL	£531,037	999.9%	£12,449	-90.2%	£126,799	-83.1%	£748,669	92.8%	£388,368
	Other Long Term Finance	£82,282	-	0	-	0	-	0	-	0
	Total Long Term Liabilities	£114,572	820.3%	£12,449	-10.9%	£13,971	3.7%	£13,473	-6.3%	£14,379

CAPITAL & RESERVES

	Date Of Accounts	31/08/17	(%)	31/08/16	(%)	31/08/15	(%)	31/08/14	(%)	31/08/13
	Called Up Share Capital	£100	-	£100	-	£100	-	£100	-	£100
	P & L Account Reserve	£1,967,784	38.2%	£1,424,370	20.7%	£1,180,481	31.5%	£897,873	87.6%	£478,679
	Revaluation Reserve	-	-	-	-	-	-	-	-	-
	Sundry Reserves	-	-	-	-	-	-	-	-	-
	Shareholder Funds	£1,967,884	38.1%	£1,424,470	20.7%	£1,180,581	31.5%	£897,973	87.6%	£478,779




OTHER FINANCIAL ITEMS

	Date Of Accounts	31/08/17	(%)	31/08/16	(%)	31/08/15	(%)	31/08/14	(%)	31/08/13
	Net Worth	£1,967,884	38.1%	£1,424,470	20.7%	£1,180,581	31.5%	£897,973	87.6%	£478,779
	Working Capital	£1,532,420	16.4%	£1,316,167	25%	£1,053,348	39.1%	£757,070	140.7%	£314,586





DISCLAIMER : This Report is **PRIVATE & CONFIDENTIAL** and it is prepared at the request of and for its use by the Subscriber only. The Subscriber shall use the contents of the Report merely as an aid to its business. Mira Inform Private Limited ("MIPL") has collated information/data in the Report, which have not been verified unless otherwise specifically mentioned in the Report. The Subscriber shall independently verify the accuracy and correctness of the information/data before in any way acting upon the same. MIPL shall not be liable for any harm, injury, loss or damage caused to the Subscriber due to default by the Subscriber's debtors/beneficiaries in fulfilling their obligations of any nature whatsoever. This Report or any of its portion shall not be used as a documentary evidence or otherwise before any investigative agencies or forum of law. This Report is confidential and proprietary to MIPL. The Subscriber and/or any other person(s) may not reproduce, publish or disclose any of the contents of the Report to others without the express authorization of MIPL. This Report is prepared and issued to the Subscriber without any risk, responsibility or liability on the part of MIPL or its officials.

TANDOM METALLURGICAL (MIDLANDS) LIMITED - 525898



PAGE NO. : 10

	Total Assets	£10,166,549	115.1 %	£4,727,050	- 8.3%	£5,154,465	5.9%	£4,868,288	4.7%	£4,649,728
	Total Liabilities	£8,198,665	148.3 %	£3,302,580	- 16.9 %	£3,973,884	0.1%	£3,970,315	-4.8%	£4,170,949
	Net Assets	£1,967,884	38.1%	£1,424,470	20.7 %	£1,180,581	31.5 %	£897,973	87.6%	£478,779

CASH FLOW

	Date Of Accounts	31/08/17	(%)	31/08/16	(%)	31/08/15	(%)	31/08/14	(%)	31/08/13
	Net Cashflow from Operations	- £315,156	- 432.2 %	£94,869	-92.7%	£1,302,011	705.5 %	- £215,020	- 155.7 %	-£84,096
	Net Cashflow before Financing	- £710,741	- 999.9 %	-£4,699	- 100.4 %	£1,145,315	385.9 %	- £400,620	- 104.4 %	- £195,995
	Net Cashflow from Financing	-£28,414	-	-	-	-	-	-	-	-
	Increase in Cash	- £739,155	- 999.9 %	-£4,699	- 100.4 %	£1,145,315	385.9 %	- £400,620	- 104.4 %	- £195,995















MISCELLANEOUS

	Date Of Accounts	31/08/17	(%)	31/08/16	(%)	31/08/15	(%)	31/08/14	(%)	31/08/13
	Contingent Liability	NO	-	NO	-	NO	-	NO	-	NO
	Capital Employed	£2,082,456	44.9 %	£1,436,919	20.3 %	£1,194,552	31.1 %	£911,446	84.8 %	£493,158
	Number of Employees	12	20%	10	-9.1%	11	10%	10	11.1 %	9
	Accountants									
	Auditors	BENNETT VERBY LIMITED								
	Auditor Comments	The audit report contains no adverse comments								

DISCLAIMER : This Report is **PRIVATE & CONFIDENTIAL** and it is prepared at the request of and for its use by the Subscriber only. The Subscriber shall use the contents of the Report merely as an aid to its business. Mira Inform Private Limited ("MIPL") has collated information/data in the Report, which have not been verified unless otherwise mentioned in the Report. The Subscriber shall independently verify the accuracy and correctness of the information/data before in any way acting upon the same. MIPL shall not be liable for any harm, injury, loss or damage caused to the Subscriber due to default by the Subscriber's debtors/beneficiaries in fulfilling their obligations of any nature whatsoever. This Report or any of its portion shall not be used as a documentary evidence or otherwise before any investigative agencies or forum of law. This Report is confidential and proprietary to MIPL. The Subscriber and/or any other person(s) may not reproduce, publish or disclose any of the contents of the Report to others without the express authorization of MIPL. This Report is prepared and issued to the Subscriber without any risk, responsibility or liability on the part of MIPL or its officials.

Bankers	NATIONAL WESTMINSTER BANK PLC
Bank Branch Code	01-03-87

RATIOS

	Date Of Accounts	31/08/17	31/08/16	31/08/15	31/08/14	31/08/13
	Pre-tax profit margin %	1.61	1.26	1.16	2.02	2.57
	Current ratio	1.19	1.40	1.27	1.19	1.08
	Sales/Net Working Capital	27.44	18.62	29.18	35.78	71.61
	Gearing %	27	0.90	10.70	83.40	81.10
	Equity in %	19.40	30.10	22.90	18.40	10.30
	Creditor Days	39.64	17.47	21.65	22.28	39.02
	Debtor Days	43.40	32.95	33.57	31.33	36.35
	Liquidity/Acid Test	0.96	1.05	0.98	0.80	0.79
	Return On Capital Employed %	32.55	21.47	29.87	59.94	117.46
	Return On Total Assets Employed %	6.66	6.52	6.92	11.22	12.45
	Current Debt Ratio	4.10	2.30	3.35	4.40	8.68
	Total Debt Ratio	4.16	2.31	3.36	4.42	8.71
	Stock Turnover Ratio %	4.31	4.69	3.64	5.58	5.12
	Return on Net Assets Employed %	34.45	21.66	30.22	60.84	120.99

Report Notes

There are no notes to display.

Status History

No Status History found

EVENT HISTORY

Date	Description
28/05/2018	New Accounts Filed
28/05/2018	New Accounts Filed

DISCLAIMER : This Report is **PRIVATE & CONFIDENTIAL** and it is prepared at the request of and for its use by the Subscriber only. The Subscriber shall use the contents of the Report merely as an aid to its business. Mira Inform Private Limited ("MIPL") has collated information/data in the Report, which have not been verified unless otherwise specifically mentioned in the Report. The Subscriber shall independently verify the accuracy and correctness of the information/data before in any way acting upon the same. MIPL shall not be liable for any harm, injury, loss or damage caused to the Subscriber due to default by the Subscriber's debtors/beneficiaries in fulfilling their obligations of any nature whatsoever. This Report or any of its portion shall not be used as a documentary evidence or otherwise before any investigative agencies or forum of law. This Report is confidential and proprietary to MIPL. The Subscriber and/or any other person(s) may not reproduce, publish or disclose any of the contents of the Report to others without the express authorization of MIPL. This Report is prepared and issued to the Subscriber without any risk, responsibility or liability on the part of MIPL or its officials.

28/11/2017	Confirmation Statement
05/07/2017	New Accounts Filed
05/07/2017	New Accounts Filed
13/01/2017	Annual Returns
10/06/2016	New Accounts Filed
15/01/2016	Annual Returns
25/05/2015	New Accounts Filed
25/05/2015	New Accounts Filed
18/02/2015	Annual Returns
15/01/2015	Annual Returns
20/05/2014	New Accounts Filed
14/02/2014	Annual Returns
29/04/2013	New Accounts Filed

Previous Company Names

No Previous Names found

Writ Details

No writs found

STATISTICS

Group	4 companies
Linkages	0 companies
Countries	In 0 countries

SUMMARY

Holding Company	TANDOM METALLURGICAL GROUP LIMITED
Ownership Status	Wholly Owned
Ultimate Holding Company	TANDOM METALLURGICAL GROUP LIMITED

GROUP STRUCTUREFULL

Company Name	Registered Number	Latest Key Financials	Consol. Accounts	Turnover
TANDOM METALLURGICAL GRO...	06661279	31.08.2017	Y	£85,934,797
INTEGRALI LIMITED	04621749	31.08.2017	N	
TANDOM METALLURGICAL (...)	07855737	31.08.2017	N	£42,046,074

DISCLAIMER : This Report is **PRIVATE & CONFIDENTIAL** and it is prepared at the request of and for its use by the Subscriber only. The Subscriber shall use the contents of the Report merely as an aid to its business. Mira Inform Private Limited ("MIPL") has collated information/data in the Report, which have not been verified unless otherwise specifically mentioned in the Report. The Subscriber shall independently verify the accuracy and correctness of the information/data before in any way acting upon the same. MIPL shall not be liable for any harm, injury, loss or damage caused to the Subscriber due to default by the Subscriber's debtors/beneficiaries in fulfilling their obligations of any nature whatsoever. This Report or any of its portion shall not be used as a documentary evidence or otherwise before any investigative agencies or forum of law. This Report is confidential and proprietary to MIPL. The Subscriber and/or any other person(s) may not reproduce, publish or disclose any of the contents of the Report to others without the express authorization of MIPL. This Report is prepared and issued to the Subscriber without any risk, responsibility or liability on the part of MIPL or its officials.

AL RESOURCES LIMITED	04604925	31.08.2017	N	
----------------------	----------	------------	---	--

MORTGAGE DETAILS

Mortgage Type:			
Date Charge Created:	15/04/13		
Date Charge Registered:	19/04/13		
Date Charge Satisfied:	-		
Status:	OUTSTANDING		
Person(s) Entitled:	NATIONAL WESTMINSTER BANK PLC;		
Amount Secured:			
Details:	CONTAINS FIXED CHARGE.CONTAINS FLOATINGCHARGE.FLOATING CHARGE COVERS ALL THE PROPERTY OR UNDERTAKING OF THE COMPANY.NOTIFICATION OF ADDITION TO OR AMENDMENT OF CHARGE.		
Mortgage Type:	ALL ASSETS DEBENTURE		
Date Charge Created:	14/02/12		
Date Charge Registered:	16/02/12		
Date Charge Satisfied:	-		
Status:	OUTSTANDING		
Person(s) Entitled:	RBS INVOICE FINANCE LIMITED		
Amount Secured:	ALL MONIES DUE OR TO BECOME DUE FROM THE COMPANY TO THE CHARGE ON ANY ACCOUNT WHATSOEVER		
Details:	FIXED AND FLOATING CHARGE OVER THE UNDERTAKING AND ALL PROPERTY AND ASSETS PRESENT AND FUTURE, INCLUDING GOODWILL, UNCALLED CAPITAL, BUILDINGS, FIXTURES, FIXEDPLANT & MACHINERY SEE IMAGE FOR FULL DETAILS		

PREVIOUS DIRECTOR/COMPANY SECRETARIES

No Previous Director Details			
Total Persons With Significant Control	1	Total Statements	0
Active	1	Active	0
Ceased	0	Ceased	0

ACTIVE PERSONS WITH SIGNIFICANT CONTROL

Name	Tandom Metallurgical Group Limited	Kind	Corporate Entity With Significant Control
Address	Third Avenue Radnor Park Industrial Estate, Congleton, Cheshire	Notified On	21/11/2016
Post Code	CW12 4XE	Legal Form	Uk

DISCLAIMER : This Report is **PRIVATE & CONFIDENTIAL** and it is prepared at the request of and for its use by the Subscriber only. The Subscriber shall use the contents of the Report merely as an aid to its business. Mira Inform Private Limited ("MIPL") has collated information/data in the Report, which have not been verified unless otherwise specifically mentioned in the Report. The Subscriber shall independently verify the accuracy and correctness of the information/data before in any way acting upon the same. MIPL shall not be liable for any harm, injury, loss or damage caused to the Subscriber due to default by the Subscriber's debtors/beneficiaries in fulfilling their obligations of any nature whatsoever. This Report or any of its portion shall not be used as a documentary evidence or otherwise before any investigative agencies or forum of law. This Report is confidential and proprietary to MIPL. The Subscriber and/or any other person(s) may not reproduce, publish or disclose any of the contents of the Report to others without the express authorization of MIPL. This Report is prepared and issued to the Subscriber without any risk, responsibility or liability on the part of MIPL or its officials.

TANDOM METALLURGICAL (MIDLANDS) LIMITED - 525898

PAGE NO. : 14

Authority	Limited	Place Registered	-		
Country Registered	-	Registration Number	-		
Nature Of Control	Ownership of shares - above 75%				

Ceased Persons With Significant Control

No Ceased Persons With Significant Control To Display

Active Statements

No Active Statements To Display

Ceased Statements

No Ceased Statements To Display

FOREIGN EXCHANGE RATES

Currency	Unit	Indian Rupees
US Dollar	1	INR 70.23
UK Pound	1	INR 89.37
Euro	1	INR 79.97
GBP	1	INR 89.03

Note : Above are approximate rates obtained from sources believed to be correct

INFORMATION DETAILS

Analysis Done by :	NIY
Report Prepared by :	TPT

DISCLAIMER : This Report is **PRIVATE & CONFIDENTIAL** and it is prepared at the request of and for its use by the Subscriber only. The Subscriber shall use the contents of the Report merely as an aid to its business. Mira Inform Private Limited ("MIPL") has collated information/data in the Report, which have not been verified unless otherwise specifically mentioned in the Report. The Subscriber shall independently verify the accuracy and correctness of the information/data before in any way acting upon the same. MIPL shall not be liable for any harm, injury, loss or damage caused to the Subscriber due to default by the Subscriber's debtors/beneficiaries in fulfilling their obligations of any nature whatsoever. This Report or any of its portion shall not be used as a documentary evidence or otherwise before any investigative agencies or forum of law. This Report is confidential and proprietary to MIPL. The Subscriber and/or any other person(s) may not reproduce, publish or disclose any of the contents of the Report to others without the express authorization of MIPL. This Report is prepared and issued to the Subscriber without any risk, responsibility or liability on the part of MIPL or its officials.

RATING EXPLANATIONS

Credit Rating	Explanation	Rating Comments
A++	Minimum Risk	Business dealings permissible with minimum risk of default
A+	Low Risk	Business dealings permissible with low risk of default
A	Acceptable Risk	Business dealings permissible with moderate risk of default
B	Medium Risk	Business dealings permissible on a regular monitoring basis
C	Medium High Risk	Business dealings permissible preferably on secured basis
D	High Risk	Business dealing not recommended or on secured terms only
NB	New Business	No recommendation can be done due to business in infancy stage
NT	No Trace	No recommendation can be done as the business is not traceable

NB is stated where there is insufficient information to facilitate rating. However, it is not to be considered as unfavourable.

This score serves as a reference to assess SC's credit risk and to set the amount of credit to be extended. It is calculated from a composite of weighted scores obtained from each of the major sections of this report. The assessed factors are as follows:

- Financial condition covering various ratios
- Company background and operations size
- Promoters / Management background
- Payment record
- Litigation against the subject
- Industry scenario / competitor analysis
- Supplier / Customer / Banker review (wherever available)