

MIRA INFORM REPORT

Report No. :	525910
Report Date :	18.08.2018

IDENTIFICATION DETAILS

Name :	WM MORRISON SUPERMARKETS P L C
Registered Office :	Hilmore House, Gain Lane, Bradford, BD3 7DL
Country :	United Kingdom
Financials (as on) :	04.02.2018
Date of Incorporation :	22.01.1940
Com. Reg. No.:	00358949
Legal Form :	Public Limited with Share Capital
Line of Business :	<ul style="list-style-type: none"> Retail sale in non-specialised stores with food, beverages or tobacco predominating A group engaged in the operation of retail supermarket stores and associated activities
No. of Employees :	105487 [2018]

RATING & COMMENTS

(Mira Inform has adopted New Rating mechanism w.e.f. 23rd January 2017)

MIRA's Rating :	A+
------------------------	-----------

Credit Rating	Explanation	Rating Comments
A+	Low Risk	Business dealings permissible with low risk of default

Status :	Good
Payment Behaviour :	Regular
Litigation :	Clear

DISCLAIMER : This Report is **PRIVATE & CONFIDENTIAL** and it is prepared at the request of and for its use by the Subscriber only. The Subscriber shall use the contents of the Report merely as an aid to its business. Mira Inform Private Limited ("MIPL") has collated information/data in the Report, which have not been verified unless otherwise specifically mentioned in the Report. The Subscriber shall independently verify the accuracy and correctness of the information/data before in any way acting upon the same. MIPL shall not be liable for any harm, injury, loss or damage caused to the Subscriber due to default by the Subscriber's debtors/beneficiaries in fulfilling their obligations of any nature whatsoever. This Report or any of its portion shall not be used as a documentary evidence or otherwise before any investigative agencies or forum of law. This Report is confidential and proprietary to MIPL. The Subscriber and/or any other person(s) may not reproduce, publish or disclose any of the contents of the Report to others without the express authorization of MIPL. This Report is prepared and issued to the Subscriber without any risk, responsibility or liability on the part of MIPL or its officials.

NOTES :

Any query related to this report can be made on e-mail : infodept@mirainform.com while quoting report number, name and date.

ECGC Country Risk Classification List

Country Name	Previous Rating (31.12.2017)	Current Rating (01.04.2018)
United Kingdom	A1	A1

Risk Category	ECGC Classification
Insignificant	A1
Low Risk	A2
Moderately Low Risk	B1
Moderate Risk	B2
Moderately High Risk	C1
High Risk	C2
Very High Risk	D

UNITED KINGDOM - ECONOMIC OVERVIEW

The UK, a leading trading power and financial center, is the third largest economy in Europe after Germany and France. Agriculture is intensive, highly mechanized, and efficient by European standards, producing about 60% of food needs with less than 2% of the labor force. The UK has large coal, natural gas, and oil resources, but its oil and natural gas reserves are declining; the UK has been a net importer of energy since 2005. Services, particularly banking, insurance, and business services, are key drivers of British GDP growth. Manufacturing, meanwhile, has declined in importance but still accounts for about 10% of economic output.

In 2008, the global financial crisis hit the economy particularly hard, due to the importance of its financial sector. Falling home prices, high consumer debt, and the global economic slowdown compounded the UK's economic problems, pushing the economy into recession in the latter half of 2008 and prompting the then BROWN (Labour) government to implement a number of measures to stimulate the economy and stabilize the financial markets. Facing burgeoning public deficits and debt levels, in 2010 the then CAMERON-led coalition government (between Conservatives and Liberal Democrats) initiated an austerity program, which has continued under the Conservative government. However, the deficit still remains one of the highest in the G7, standing at 3.6% of GDP as of 2017, and the UK has pledged to lower its corporation tax from 20% to 17% by 2020. The UK had a debt burden of 90.4% GDP at the end of 2017.

The UK economy has begun to slow since the referendum vote to leave the EU in June 2016. A sustained depreciation of the British pound has increased consumer and producer prices, weighing on consumer spending without spurring a meaningful increase in exports. The UK has an extensive trade relationship with other EU members through its single market membership, and economic observers have warned the exit will jeopardize its position as the central location for European financial services. Prime Minister MAY is seeking a new "deep and special" trade relationship with the EU following the UK's exit. However, economists doubt that the UK will be able to preserve the benefits of EU membership without the obligations. The UK is expected to officially leave the EU by the end of March 2019.

Source : CIA

COMPANY SUMMARY

Registered Address

Hilmore House
Gain Lane
Bradford
BD3 7DL

Trading Address

Hilmore House
71 Gain Lane
Bradford
West Yorkshire
BD3 7DL

Website Address	http://www.morrisons.co.uk
Company Number	00358949
Telephone Number	08456115000
Fax Number	-
TPS	Yes
FPS	Yes
Incorporation Date	22/01/1940
Previous Name	-
Type	Public Limited with Share Capital
FTSE Index	FTSE 100 company
Date of Change	-
Filing Date of Accounts	23/07/2018
Currency	GBP
Share Capital	-
SIC07	47110
Charity Number	-
SIC07 Description	Retail sale in non-specialised stores with food, beverages or tobacco predominating
Principal Activity	A group engaged in the operation of retail supermarket stores and associated activities.

ADDITIONAL INFORMATION

CCJ's	9 (£33,488)		
28/07/2015	COUNTY COURT BUSINESS CENTRE	£18,224	Judgment
11/11/2014	COUNTY COURT MONEY CLAIMS CENTRE	£450	Judgment
10/07/2014	EDINBURGH	£3,000	Judgment

Ultimate Holding Company	WM MORRISON SUPERMARKETS P L C
Accountant	-

DISCLAIMER : This Report is **PRIVATE & CONFIDENTIAL** and it is prepared at the request of and for its use by the Subscriber only. The Subscriber shall use the contents of the Report merely as an aid to its business. Mira Inform Private Limited ("MIPL") has collated information/data in the Report, which have not been verified unless otherwise specifically mentioned in the Report. The Subscriber shall independently verify the accuracy and correctness of the information/data before in any way acting upon the same. MIPL shall not be liable for any harm, injury, loss or damage caused to the Subscriber due to default by the Subscriber's debtors/beneficiaries in fulfilling their obligations of any nature whatsoever. This Report or any of its portion shall not be used as a documentary evidence or otherwise before any investigative agencies or forum of law. This Report is confidential and proprietary to MIPL. The Subscriber and/or any other person(s) may not reproduce, publish or disclose any of the contents of the Report to others without the express authorization of MIPL. This Report is prepared and issued to the Subscriber without any risk, responsibility or liability on the part of MIPL or its officials.

Mortgages	5
Trade Debtors	-
Group	73 companies
Linkages	2 companies
Countries	In 2 countries

KEY FINANCIALS

Year to Date	Turnover	Pre Tax Profit	Shareholder	Funds Employees
04.02.2018	£17,262,000,000	£380,000,000	£4,545,000,000	105487
30.01.2017	£16,317,000,000	£325,000,000	£4,063,000,000	112365
31.01.2016	£16,122,000,000	£217,000,000	£3,756,000,000	120913

MORTGAGE SUMMARY

Total Mortgage	5
Outstanding	0
Satisfied	5

TRADE DEBTORS / BAD DEBT SUMMARY

Total Number of Documented Trade	31
Total Value of Documented Trade	£328,823

COMMENTARY

This company has been treated as a Large company.
This is a very large company with total assets in excess of £5 billion and shareholders' funds greater than £50 million.
This company's return on total assets employed ratio indicates a relatively efficient use of assets.
This company has made late payments on a medium percentage of invoices.
The company has more cash than short term bank borrowings.
This company is a member of the FTSE 100 share index.

CCJ

Total Number of Exact CCJs -	8	Total Value of Exact CCJs -	£33,085
Total Number of Possible CCJs -	3	Total Value of Possible CCJs -	£1,306
Total Number of Satisfied CCJs -	1	Total Value of Satisfied CCJs -	£403
Total Number of Writs -	-		

Total Current Directors	9	Total Current Secretaries	1
Total Previous Directors / Company Secretaries	34	Total Person's With Significant Control	0

CURRENT DIRECTORS

Title	Mr	Function	Director
Name	Rooney Anand	Nationality	British
Date of Birth	05/1964	Present Appointments	13
Latest Address	Hilmore House Gain Lane, Bradford, West Yorkshire	Appointment Date	01/01/2016
Post Code	BD3 7DL		
Title	Mr	Function	Director
Name	Richard Colin Neil Davidson	Nationality	British
Date of Birth	02/1951	Present Appointments	11
Latest Address	Hilmore House Gain Lane, Bradford, West Yorkshire	Appointment Date	01/10/2015
Post Code	BD3 7DL		
Title	The Reverend	Function	Director
Name	Paula Anne Vennells	Nationality	British
Date of Birth	02/1959	Present Appointments	5
Latest Address	Hilmore House Gain Lane, Bradford, West Yorkshire	Appointment Date	01/01/2016
Post Code	BD3 7DL		
Title	Mr	Function	Director
Name	Trevor John Strain	Nationality	British
Date of Birth	10/1975	Present Appointments	53
Latest Address	Hilmore House, Gain Lane, Bradford, West Yorkshire	Appointment Date	10/04/2013
Post Code	BD3 7DL		
Title	Mr	Function	Director

DISCLAIMER : This Report is **PRIVATE & CONFIDENTIAL** and it is prepared at the request of and for its use by the Subscriber only. The Subscriber shall use the contents of the Report merely as an aid to its business. Mira Inform Private Limited ("MIPL") has collated information/data in the Report, which have not been verified unless otherwise specifically mentioned in the Report. The Subscriber shall independently verify the accuracy and correctness of the information/data before in any way acting upon the same. MIPL shall not be liable for any harm, injury, loss or damage caused to the Subscriber due to default by the Subscriber's debtors/beneficiaries in fulfilling their obligations of any nature whatsoever. This Report or any of its portion shall not be used as a documentary evidence or otherwise before any investigative agencies or forum of law. This Report is confidential and proprietary to MIPL. The Subscriber and/or any other person(s) may not reproduce, publish or disclose any of the contents of the Report to others without the express authorization of MIPL. This Report is prepared and issued to the Subscriber without any risk, responsibility or liability on the part of MIPL or its officials.

Name	Andrew Thomas Higginson	Nationality	British
Date of Birth	07/1957	Present Appointments	1
Latest Address	Wm Morrison Plc Hilmore House, Gain Lane, Bradford, West Yorks	Appointment Date	01/10/2014
Post Code	BD3 7DL		
Title	Mr	Function	Director
Name	David Tom Potts	Nationality	British
Date of Birth	03/1957	Present Appointments	1
Latest Address	Hilmore House, Gain Lane, Bradford, West Yorkshire	Appointment Date	16/03/2015
Post Code	BD3 7DL		
Title	Mrs	Function	Director
Name	Belinda Carew Jones	Nationality	British
Date of Birth	04/1958	Present Appointments	1
Latest Address	Hilmore House Gain Lane, Bradford, West Yorkshire	Appointment Date	01/09/2015
Post Code	BD3 7DL		
Title	Mr	Function	Director
Name	Kevin John Havelock	Nationality	British
Date of Birth	08/1957	Present Appointments	3
Latest Address	Hilmore House Gain Lane, Bradford, West Yorkshire	Appointment Date	01/02/2018
Post Code	BD3 7DL		
Title	Mr	Function	Director
Name	Tony Van Kralingen	Nationality	South African
Date of Birth	02/1958	Present Appointments	1
Latest Address	Hilmore House Gain Lane, Bradford, West Yorkshire	Appointment Date	01/09/2017
Post Code	BD3 7DL		

CURRENT COMPANY SECRETARY

Title	Mr	Function	Company Secretary
Name	Jonathan James Burke	Nationality	
Date of Birth	-	Present Appointments	1
Latest Address	Hilmore House Gain Lane, Bradford, West Yorkshire, England And Wales	Appointment Date	15/02/2017
Post Code	BD3 7DL		

Top Shareholders


No shareholders to display

DISCLAIMER : This Report is **PRIVATE & CONFIDENTIAL** and it is prepared at the request of and for its use by the Subscriber only. The Subscriber shall use the contents of the Report merely as an aid to its business. Mira Inform Private Limited ("MIPL") has collated information/data in the Report, which have not been verified unless otherwise specifically mentioned in the Report. The Subscriber shall independently verify the accuracy and correctness of the information/data before in any way acting upon the same. MIPL shall not be liable for any harm, injury, loss or damage caused to the Subscriber due to default by the Subscriber's debtors/beneficiaries in fulfilling their obligations of any nature whatsoever. This Report or any of its portion shall not be used as a documentary evidence or otherwise before any investigative agencies or forum of law. This Report is confidential and proprietary to MIPL. The Subscriber and/or any other person(s) may not reproduce, publish or disclose any of the contents of the Report to others without the express authorization of MIPL. This Report is prepared and issued to the Subscriber without any risk, responsibility or liability on the part of MIPL or its officials.













PROFIT & LOSS

	Date Of Accounts	04/02/18	(%)	30/01/17	(%)	31/01/16	(%)	01/02/15	(%)	01/02/14
	Weeks	53	(%)	52	(%)	52	(%)	52	(%)	52
	Currency	GBP	(%)	GBP	(%)	GBP	(%)	GBP	(%)	GBP
	Consolidated A/cs	Y	(%)	Y	(%)	Y	(%)	Y	(%)	Y
	Turnover	£17,262,000,000	5.8%	£16,317,000,000	1.2%	£16,122,000,000	-4.1%	£16,816,000,000	-4.9%	£17,680,000,000
	Export	-	-	-	-	-	-	-	-	-
	Cost of Sales	£16,629,000,000	5.8%	£15,713,000,000	1.3%	£15,505,000,000	3.4%	£16,055,000,000	3.3%	£16,606,000,000
	Gross Profit	£633,000,000	4.8%	£604,000,000	-2.1%	£617,000,000	-18.9%	£761,000,000	-29.1%	£1,074,000,000
	Wages & Salaries	£1,938,000,000	0.7%	£1,925,000,000	-1%	£1,944,000,000	-1.3%	£1,970,000,000	-0.1%	£1,972,000,000
	Directors Emoluments	£10,000,000	42.9%	£7,000,000	53.5%	£4,560,000	6.8%	£4,270,000	69.4%	£2,520,000
	Operating Profit	£458,000,000	-2.1%	£468,000,000	49%	£314,000,000	145.1%	£696,000,000	-632.6%	£95,000,000
	Depreciation	£333,000,000	9.2%	£305,000,000	6.6%	£286,000,000	-80%	£1,428,000,000	80.1%	£793,000,000
	Audit Fees	£500,000	-	£500,000	25%	£400,000	-	£400,000	-	£400,000
	Interest Payments	£94,000,000	-41.3%	£160,000,000	42.9%	£112,000,000	6.7%	£105,000,000	20.7%	£87,000,000
	Pre Tax Profit	£380,000,000	16.9%	£325,000,000	49.8%	£217,000,000	127.4%	£792,000,000	-350%	£176,000,000
	Taxation	£69,000,000	-245%	£20,000,000	-500%	£5,000,000	-83.9%	£31,000,000	150%	£62,000,000
	Profit After Tax	£311,000,000	2%	£305,000,000	37.4%	£222,000,000	129.2%	£761,000,000	-219.7%	£238,000,000
	Dividends Payable	£129,000,000	9.3%	£118,000,000	-54.6%	£260,000,000	-15.6%	£308,000,000	8.8%	£283,000,000






DISCLAIMER : This Report is **PRIVATE & CONFIDENTIAL** and it is prepared at the request of and for its use by the Subscriber only. The Subscriber shall use the contents of the Report merely as an aid to its business. Mira Inform Private Limited ("MIPL") has collated information/data in the Report, which have not been verified unless otherwise specifically mentioned in the Report. The Subscriber shall independently verify the accuracy and correctness of the information/data before in any way acting upon the same. MIPL shall not be liable for any harm, injury, loss or damage caused to the Subscriber due to default by the Subscriber's debtors/beneficiaries in fulfilling their obligations of any nature whatsoever. This Report or any of its portion shall not be used as a documentary evidence or otherwise before any investigative agencies or forum of law. This Report is confidential and proprietary to MIPL. The Subscriber and/or any other person(s) may not reproduce, publish or disclose any of the contents of the Report to others without the express authorization of MIPL. This Report is prepared and issued to the Subscriber without any risk, responsibility or liability on the part of MIPL or its officials.

	Retained Profit	£182,000,000	- 2.7 %	£187,000,000	592.1 %	- £38,000,000	96.4 %	- £1,069,000,000	- 105.2 %	- £521,000,000
---	------------------------	---------------------	----------------	---------------------	----------------	----------------------	---------------	-------------------------	------------------	-----------------------






BALANCE SHEET

	Date Of Accounts	04/02/18	(%)	30/01/17	(%)	31/01/16	(%)	01/02/15	(%)	01/02/14
	Tangible Assets	£7,957,000,000	4.4%	£7,625,000,000	1.6%	£7,508,000,000	1.1%	£7,423,000,000	-16%	£8,841,000,000
	Intangible Assets	£428,000,000	-3.8%	£445,000,000	-7.9%	£483,000,000	-7.1%	£520,000,000	13.5%	£458,000,000
	Total Fixed Assets	£8,385,000,000	3.9%	£8,070,000,000	1%	£7,991,000,000	0.6%	£7,943,000,000	- 14.6 %	£9,299,000,000
	Stock	£686,000,000	11.7%	£614,000,000	-0.3%	£616,000,000	-6.4%	£658,000,000	-22.8%	£852,000,000
	Trade Debtors	£149,000,000	8.8%	£137,000,000	3.8%	£132,000,000	-25.8%	£178,000,000	-43.7%	£316,000,000
	Cash	£327,000,000	0.3%	£326,000,000	-34.3%	£496,000,000	105.8%	£241,000,000	-7.7%	£261,000,000
	Other Debtors	£101,000,000	31.2%	£77,000,000	28.3%	£60,000,000	-1.6%	£61,000,000	-	0
	Miscellaneous Current Assets	£19,000,000	-13.6%	£22,000,000	83.3%	£12,000,000	-86.7%	£90,000,000	99.9%	£1,000,000
	Total Current Assets	£1,282,000,000	9%	£1,176,000,000	- 10.6 %	£1,316,000,000	7.2%	£1,228,000,000	- 14.1 %	£1,430,000,000
	Trade Creditors	£2,270,000,000	6.8%	£2,126,000,000	25.8%	£1,690,000,000	21%	£1,397,000,000	-2.7%	£1,436,000,000
	Bank Loans & Overdrafts	0	-	0	-	0	-100%	£1,000,000	-66.7%	£3,000,000
	Other Short Term Finance	£85,000,000	99.9%	£3,000,000	-98.7%	£226,000,000	707.1%	£28,000,000	-95%	£560,000,000

DISCLAIMER : This Report is **PRIVATE & CONFIDENTIAL** and it is prepared at the request of and for its use by the Subscriber only. The Subscriber shall use the contents of the Report merely as an aid to its business. Mira Inform Private Limited ("MIPL") has collated information/data in the Report, which have not been verified unless otherwise specifically mentioned in the Report. The Subscriber shall independently verify the accuracy and correctness of the information/data before in any way acting upon the same. MIPL shall not be liable for any harm, injury, loss or damage caused to the Subscriber due to default by the Subscriber's debtors/beneficiaries in fulfilling their obligations of any nature whatsoever. This Report or any of its portion shall not be used as a documentary evidence or otherwise before any investigative agencies or forum of law. This Report is confidential and proprietary to MIPL. The Subscriber and/or any other person(s) may not reproduce, publish or disclose any of the contents of the Report to others without the express authorization of MIPL. This Report is prepared and issued to the Subscriber without any risk, responsibility or liability on the part of MIPL or its officials.






	Miscellaneous Current Liabilities	£726,000,000	- 1.2%	£735,000,000	- 12.4 %	£839,000,000	- 0.9%	£847,000,000	- 3.1%	£874,000,000
	Total Current Liabilities	£3,081,000,000	7.6%	£2,864,000,000	4%	£2,755,000,000	21.2 %	£2,273,000,000	- 20.9 %	£2,873,000,000
	Bank Loans & Overdrafts and LTL	£2,041,000,000	-12%	£2,319,000,000	- 17.1 %	£2,796,000,000	- 15.4 %	£3,305,000,000	4.4%	£3,167,000,000
	Other Long Term Finance	£1,000,000	-80%	£5,000,000	- 90.9 %	£55,000,000	10%	£50,000,000	38.9 %	£36,000,000
	Total Long Term Liabilities	£2,041,000,000	-12%	£2,319,000,000	- 17.1 %	£2,796,000,000	- 15.4 %	£3,304,000,000	4.4%	£3,164,000,000

CAPITAL & RESERVES





	Date Of Accounts	04/02/18	(%)	30/01/17	(%)	31/01/16	(%)	01/02/15	(%)	01/02/14
	Called Up Share Capital	£236,000,000	0.9 %	£234,000,000	-	£234,000,000	-	£234,000,000	-	£234,000,000
	P & L Account Reserve	£1,533,000,000	41.4 %	£1,084,000,000	39.3 %	£778,000,000	26.3 %	£616,000,000	- 64.1 %	£1,714,000,000
	Revaluation Reserve	-	-	-	-	-	-	-	-	-
	Sundry Reserves	£2,776,000,000	1.1 %	£2,745,000,000	0%	£2,744,000,000	-	£2,744,000,000	-	£2,744,000,000
	Shareholder Funds	£4,545,000,000	11.9 %	£4,063,000,000	8.2 %	£3,756,000,000	4.5 %	£3,594,000,000	- 23.4 %	£4,692,000,000

DISCLAIMER : This Report is **PRIVATE & CONFIDENTIAL** and it is prepared at the request of and for its use by the Subscriber only. The Subscriber shall use the contents of the Report merely as an aid to its business. Mira Inform Private Limited ("MIPL") has collated information/data in the Report, which have not been verified unless otherwise specifically mentioned in the Report. The Subscriber shall independently verify the accuracy and correctness of the information/data before in any way acting upon the same. MIPL shall not be liable for any harm, injury, loss or damage caused to the Subscriber due to default by the Subscriber's debtors/beneficiaries in fulfilling their obligations of any nature whatsoever. This Report or any of its portion shall not be used as a documentary evidence or otherwise before any investigative agencies or forum of law. This Report is confidential and proprietary to MIPL. The Subscriber and/or any other person(s) may not reproduce, publish or disclose any of the contents of the Report to others without the express authorization of MIPL. This Report is prepared and issued to the Subscriber without any risk, responsibility or liability on the part of MIPL or its officials.

OTHER FINANCIAL ITEMS

	Date Of Accounts	04/02/18	(%)	30/01/17	(%)	31/01/16	(%)	01/02/15	(%)	01/02/14
	Net Worth	£4,117,000,000	13.8 %	£3,618,000,000	10.5 %	£3,273,000,000	6.5 %	£3,074,000,000	- 27.4 %	£4,234,000,000
	Working Capital	- £1,799,000,000	- 6.6 %	- £1,688,000,000	- 17.3 %	- £1,439,000,000	- 37.7 %	- £1,045,000,000	27.6 %	- £1,443,000,000
	Total Assets	£9,667,000,000	4.6 %	£9,246,000,000	- 0.7 %	£9,307,000,000	1.5 %	£9,171,000,000	- 14.5 %	£10,729,000,000
	Total Liabilities	£5,122,000,000	- 1.2 %	£5,183,000,000	- 6.6 %	£5,551,000,000	- 0.5 %	£5,577,000,000	- 7.6 %	£6,037,000,000
	Net Assets	£4,545,000,000	11.9 %	£4,063,000,000	8.2 %	£3,756,000,000	4.5 %	£3,594,000,000	- 23.4 %	£4,692,000,000



CASH FLOW

	Date Of Accounts	04/02/18	(%)	30/01/17	(%)	31/01/16	(%)	01/02/15	(%)	01/02/14
	Net Cashflow from Operations	£744,000,000	- 23.9 %	£978,000,000	10.4 %	£886,000,000	1.4 %	£874,000,000	21.4 %	£720,000,000
	Net Cashflow before Financing	£364,000,000	- 47.7 %	£696,000,000	- 18.4 %	£853,000,000	5.6 %	£808,000,000	344.8 %	- £330,000,000
	Net Cashflow from Financing	- £363,000,000	57.6 %	- £857,000,000	- 41.4 %	- £606,000,000	26.6 %	- £826,000,000	- 354.2 %	£325,000,000
	Increase in	£1,000,000	100.6 %	- £161,000,	- 165.2 %	£247,000,000	999.9 %	- £18,000,0	- 260 %	- £5,000,00









DISCLAIMER : This Report is **PRIVATE & CONFIDENTIAL** and it is prepared at the request of and for its use by the Subscriber only. The Subscriber shall use the contents of the Report merely as an aid to its business. Mira Inform Private Limited ("MIPL") has collated information/data in the Report, which have not been verified unless otherwise specifically mentioned in the Report. The Subscriber shall independently verify the accuracy and correctness of the information/data before in any way acting upon the same. MIPL shall not be liable for any harm, injury, loss or damage caused to the Subscriber due to default by the Subscriber's debtors/beneficiaries in fulfilling their obligations of any nature whatsoever. This Report or any of its portion shall not be used as a documentary evidence or otherwise before any investigative agencies or forum of law. This Report is confidential and proprietary to MIPL. The Subscriber and/or any other person(s) may not reproduce, publish or disclose any of the contents of the Report to others without the express authorization of MIPL. This Report is prepared and issued to the Subscriber without any risk, responsibility or liability on the part of MIPL or its officials.

Cash			000	%			00		0
------	--	--	-----	---	--	--	----	--	---





MISCELLANEOUS

	Date Of Accounts	04/02/18	(%)	30/01/17	(%)	31/01/16	(%)	01/02/15	(%)	01/02/14
	Contingent Liability	YES	-	YES	-	YES	-	NO	-	NO
	Capital Employed	£6,586,000,000	3.2%	£6,382,000,000	-2.6%	£6,552,000,000	-5%	£6,898,000,000	-12.2%	£7,856,000,000
	Number of Employees	105487	-6.1%	112365	-7.1%	120913	0.9%	119778	-6%	127403
	Accountants									
	Auditors	PRICEWATERHOUSECOOPERS LLP								
	Auditor Comments	The audit report contains no adverse comments								
	Bankers	NM ROTHSCHILD & SONS LIMITED								
	Bank Branch Code									

RATIOS

	Date Of Accounts	04/02/18	30/01/17	31/01/16	01/02/15	01/02/14
	Pre-tax profit margin %	2.20	1.99	1.35	-4.71	-1
	Current ratio	0.42	0.41	0.48	0.54	0.50
	Sales/Net Working Capital	-9.60	-9.67	-11.20	-16.09	-12.25
	Gearing %	44.90	57.10	74.40	92	67.50
	Equity in %	49.20	46.20	42.60	41.50	45.70
	Creditor Days	48.78	47.42	38.15	30.23	29.56
	Debtor Days	3.20	3.05	2.98	3.85	6.50
	Liquidity/Acid Test	0.19	0.19	0.25	0.25	0.20

DISCLAIMER : This Report is **PRIVATE & CONFIDENTIAL** and it is prepared at the request of and for its use by the Subscriber only. The Subscriber shall use the contents of the Report merely as an aid to its business. Mira Inform Private Limited ("MIPL") has collated information/data in the Report, which have not been verified unless otherwise specifically mentioned in the Report. The Subscriber shall independently verify the accuracy and correctness of the information/data before in any way acting upon the same. MIPL shall not be liable for any harm, injury, loss or damage caused to the Subscriber due to default by the Subscriber's debtors/beneficiaries in fulfilling their obligations of any nature whatsoever. This Report or any of its portion shall not be used as a documentary evidence or otherwise before any investigative agencies or forum of law. This Report is confidential and proprietary to MIPL. The Subscriber and/or any other person(s) may not reproduce, publish or disclose any of the contents of the Report to others without the express authorization of MIPL. This Report is prepared and issued to the Subscriber without any risk, responsibility or liability on the part of MIPL or its officials.

	Return On Capital Employed %	5.76	5.09	3.31	-11.48	-2.24
	Return On Total Assets Employed %	3.93	3.51	2.33	-8.63	-1.64
	Current Debt Ratio	0.67	0.70	0.73	0.63	0.61
	Total Debt Ratio	1.12	1.27	1.47	1.55	1.28
	Stock Turnover Ratio %	3.97	3.76	3.82	3.91	4.81
	Return on Net Assets Employed %	8.36	7.99	5.77	-22.03	-3.75

Report Notes

There are no notes to display.

Status History

No Status History found

EVENT HISTORY

Date	Description
28/07/2018	New Accounts Filed
28/07/2018	New Accounts Filed
11/06/2018	Confirmation Statement
21/05/2018	New Accounts Filed
05/03/2018	New Accounts Filed
05/03/2018	New Accounts Filed
12/02/2018	New Board Member Mr K.J. Havelock appointed
05/02/2018	New Board Member Mr K.J. Havelock appointed
13/09/2017	New Board Member Mr T.V. Kralingen appointed
28/07/2017	New Accounts Filed
28/07/2017	New Accounts Filed
28/07/2017	New Accounts Filed
28/07/2017	New Accounts Filed
16/06/2017	Payment Data Update Received
16/06/2017	New Accounts Filed

Previous Company Names

No Previous Names found

Writ Details

No writs found

DISCLAIMER : This Report is **PRIVATE & CONFIDENTIAL** and it is prepared at the request of and for its use by the Subscriber only. The Subscriber shall use the contents of the Report merely as an aid to its business. Mira Inform Private Limited ("MIPL") has collated information/data in the Report, which have not been verified unless otherwise specifically mentioned in the Report. The Subscriber shall independently verify the accuracy and correctness of the information/data before in any way acting upon the same. MIPL shall not be liable for any harm, injury, loss or damage caused to the Subscriber due to default by the Subscriber's debtors/beneficiaries in fulfilling their obligations of any nature whatsoever. This Report or any of its portion shall not be used as a documentary evidence or otherwise before any investigative agencies or forum of law. This Report is confidential and proprietary to MIPL. The Subscriber and/or any other person(s) may not reproduce, publish or disclose any of the contents of the Report to others without the express authorization of MIPL. This Report is prepared and issued to the Subscriber without any risk, responsibility or liability on the part of MIPL or its officials.

STATISTICS

Group	73 companies
Linkages	2 companies
Countries	In 2 countries

SUMMARY

Holding Company	WM MORRISON SUPERMARKETS P L C
Ownership Status	Ultimately Owned
Ultimate Holding Company	WM MORRISON SUPERMARKETS P L C

GROUP STRUCTUREFULL

Company Name	Registered Number	Latest Key Financials	Consol. Accounts	Turnover
☐ WM MORRISON SUPERMARKETS...	00358949	04.02.2018	Y	£17,262,000,000
┆ WM MORRISON PENSION TR...	05681803	29.01.2017	N	
☐ OPTIMISATION DEVELOPME...	06653349	29.01.2017	N	£30,660,000
┆ DIVERTIGO LIMITED	07099988	29.01.2017	N	
┆ TOWER CENTRE HODDESD...	07147954	29.01.2017	N	
┆ MDW (EASTBOURNE) LIM...	07430104	29.01.2017	N	
☐ ASCOT ROAD WATFORD L...	07511531	29.01.2017	N	
┆ NEWINCCO 1072 LIMITED	07485811	29.01.2017	N	
┆ MONUMENT HILL PROPER...	07652412	29.01.2017	N	
┆ TRILOGY (LEAMINGTON...	06983170	29.01.2017	N	
┆ PERIMETER HOLDINGS LIM...	07075721	29.01.2017	N	£12,302,000
┆ WM MORRISON ONLINE LTD	07530001	29.01.2017	N	
┆ INTERNATIONAL SEAFOODS...	07838062	29.01.2017	N	£140,302,000
┆ KIDDICARE PROPERTIES L...	07886409	29.01.2017	N	
┆ MORRISONS-ONLINE.COM L...	08534138	31.05.2017	N	
┆ MY MORRISONS.COM LIMITED	08534232	31.05.2017	N	
┆ MORRISONS FOOD ONLINE...	08534241	31.05.2017	N	

DISCLAIMER : This Report is **PRIVATE & CONFIDENTIAL** and it is prepared at the request of and for its use by the Subscriber only. The Subscriber shall use the contents of the Report merely as an aid to its business. Mira Inform Private Limited ("MIPL") has collated information/data in the Report, which have not been verified unless otherwise specifically mentioned in the Report. The Subscriber shall independently verify the accuracy and correctness of the information/data before in any way acting upon the same. MIPL shall not be liable for any harm, injury, loss or damage caused to the Subscriber due to default by the Subscriber's debtors/beneficiaries in fulfilling their obligations of any nature whatsoever. This Report or any of its portion shall not be used as a documentary evidence or otherwise before any investigative agencies or forum of law. This Report is confidential and proprietary to MIPL. The Subscriber and/or any other person(s) may not reproduce, publish or disclose any of the contents of the Report to others without the express authorization of MIPL. This Report is prepared and issued to the Subscriber without any risk, responsibility or liability on the part of MIPL or its officials.

WM MORRISON GP 1 LIMITED	09223090	29.01.2017	N	
WM MORRISON LP 1 LIMITED	09223226	29.01.2017	N	
WM MORRISON GP 2 LIMITED	09223242	29.01.2017	N	
WM MORRISON GP 3 LIMITED	09223251	29.01.2017	N	£1,000
WM MORRISON LP 2 LIMITED	09223275	29.01.2017	N	
WM MORRISON LP 3 LIMITED	09223393	29.01.2017	N	£1,456,000
WM MORRISON NOMINEE 1...	09227472	29.01.2017	N	
WM MORRISON NOMINEE 2...	09227473	29.01.2017	N	
WM MORRISON NOMINEE 3...	09227483	29.01.2017	N	
DE MANDEVILLE GATE MAN...	02761650	29.01.2017	N	£5,295
FLOWER WORLD LIMITED	08534234	31.05.2017	N	
NEEROCK FARMING LIMITED	SC357252	29.01.2017	N	
SAFeway LIMITED	01299733	04.02.2018	Y	£8,423,000,000
SAFeway QUEST TRUSTE...	03584167	29.01.2017	N	
ARGYLL FOODS LIMITED	00358043	29.01.2017	N	
ARGYLL STORES (HOLDI...	00042968	29.01.2017	N	
HOME & COLONIAL STOR...	02049546	29.01.2017	N	
STORES GROUP LIMITED	01697262	29.01.2017	N	
SAFeway FOOD STORE...	00534115	29.01.2017	N	
PRESTO STORES (LC...	00197279	29.01.2017	N	
FEDERATED PROPERT...	00355171	29.01.2017	N	
ALLIANCE PROPERTY...	00907499	29.01.2017	N	
SAFeway PENSIONS...	01572614	29.01.2017	N	
SAFeway DEVELOPME...	01671208	29.01.2017	N	
ARGYLE SECURITIES...	SC033102	29.01.2017	N	
CORDON BLEU FREEZ...	00800869	29.01.2017	N	
AMOS HINTON & SON...	00134678	29.01.2017	N	
PRESTO STORES LIMITED	00829802	29.01.2017	N	
SAFeway STORES LIM...	00746956	29.01.2017	N	£7,981,000,000
SAFeway (OVERSEAS...	00200801	29.01.2017	N	£59,701,000
SAFeway PROPERTIE...	00337632	29.01.2017	N	
VELLIGRIST LIMITED	01124392	29.01.2017	N	

SAFEWAY PENSION T...	01342984	29.01.2017	N	
ENGLISH REAL ESTA...	01643780	29.01.2017	N	
EVERMERE LIMITED	02356023	29.01.2017	N	
SAFEWAY STORES (L...	03321745	29.01.2017	N	
J3 PROPERTY LIMITED	SC185888	29.01.2017	N	
OLDWEST LIMITED	SC190238	29.01.2017	N	
WM MORRISON SUPERMARKE...	10830110	-	N	
WM MORRISON PRODUCE...	00776224	29.01.2017	N	£1,307,816,000
REWOLF WORLD LIMITED	01815845	04.02.2018	N	
SIMPLY FRESH FOODS...	05179715	29.01.2017	N	
SAFEWAY WHOLESALE...	01355438	29.01.2017	N	
WM MORRISON BANANA...	08609977	29.01.2017	N	
HOLSA LIMITED	01560807	29.01.2017	N	
NEEROCK LIMITED	02572702	29.01.2017	N	£615,206,000
SAFEWAY TRUSTEE (F...	01690572	29.01.2017	N	
ERITH PIER COMPANY L...	02832846	29.01.2017	N	£33,543
RATHBONE KEAR LIMITED	05417123	29.01.2017	N	£44,131,000
RATHBONES BAKERIES...	05417154	30.04.2017	N	
OPTIMISATION INVESTM...	06653416	29.01.2017	N	£3,062,000
CANCEDE LIMITED	07075663	29.01.2017	N	
WM MORRISON SUPERMAR...	07529983	29.01.2017	N	
FIRSDLE LTD	07551306	29.01.2017	N	£5,100,000
FARMERS BOY LIMITED	01053837	29.01.2017	N	£688,506,000
FARMERS BOY (DEESI...	07208560	29.01.2017	N	

OTHER LINKED COMPANIES

Name	Number	Latest Key Financials	Turnover
OCADO INFORMATION TECHNOLOGY LIMITED	IE479792	27.11.2016	
BOS BROTHERS FRUIT & VEGETABLES B.V.	27228322	28.01.2017	€121,186,309

DISCLAIMER : This Report is **PRIVATE & CONFIDENTIAL** and it is prepared at the request of and for its use by the Subscriber only. The Subscriber shall use the contents of the Report merely as an aid to its business. Mira Inform Private Limited ("MIPL") has collated information/data in the Report, which have not been verified unless otherwise specifically mentioned in the Report. The Subscriber shall independently verify the accuracy and correctness of the information/data before in any way acting upon the same. MIPL shall not be liable for any harm, injury, loss or damage caused to the Subscriber due to default by the Subscriber's debtors/beneficiaries in fulfilling their obligations of any nature whatsoever. This Report or any of its portion shall not be used as a documentary evidence or otherwise before any investigative agencies or forum of law. This Report is confidential and proprietary to MIPL. The Subscriber and/or any other person(s) may not reproduce, publish or disclose any of the contents of the Report to others without the express authorization of MIPL. This Report is prepared and issued to the Subscriber without any risk, responsibility or liability on the part of MIPL or its officials.

EXACT CCJ DETAILS

Date	Court	Amount	Status	Case Number	Date Paid
28/07/2015	COUNTY COURT BUSINESS CENTRE	£18,224	Judgment	B1CJ55T1	-
11/11/2014	COUNTY COURT MONEY CLAIMS CENTRE	£450	Judgment	A39YP563	-
10/07/2014	EDINBURGH	£3,000	Judgment	SA790/14	-
04/04/2014	NORTHAMPTON CCBC	£2,310	Judgment	A3QZ8394	-
06/03/2014	NORTHAMPTON CCBC	£460	Judgment	A2XF5139	-
08/01/2014	NORTHAMPTON CCBC	£2,684	Judgment	3QZ67241	-
20/12/2013	NORTHAMPTON CCBC	£4,143	Judgment	3QR53135	-
25/04/2013	NORTHAMPTON CCBC	£403	Satisfied	3XJ06943	04/06/2013
27/03/2013	NORTHAMPTON CCMCC	£1,814	Judgment	3YJ77986	-

POSSIBLE CCJS DETAILS

Possible CCJ matches show CCJs that may be matched to a company based on various criteria such as similar trading names or addresses. This data is provided for your information only as an aid to decision-making and does not affect a company's rating.

Date	Court	Amount	Status	Case Number	Date Paid	Registered CCJ Details
30/08/2016	COUNTY COURT BUSINESS CENTRE	£503	Judgment	C4QZ5P53	-	
31/03/2014	COUNTY COURT BUSINESS CENTRE	£678	Satisfied	A5QD0193	30/05/2014	W M MORRISON SUPERMARKETS PLC, WM MORRISONS, KINGS WOOD HOUSE, 80 RICHARD SHAR LANE, LS26 BN, LS26 BN
06/12/2013	NORTHAMPTON CCBC	£125	Judgment	3QZ46290	-	WM MORRISON SUPERMARKETS PLC, WATERGLADE RETAIL PARK, OLD ROAD, CLACTON ON SEA, CO15 1XH, CO15 1XH

MORTGAGE DETAILS

Mortgage Type:	STANDARD SECURITY
-----------------------	-------------------

DISCLAIMER : This Report is **PRIVATE & CONFIDENTIAL** and it is prepared at the request of and for its use by the Subscriber only. The Subscriber shall use the contents of the Report merely as an aid to its business. Mira Inform Private Limited ("MIPL") has collated information/data in the Report, which have not been verified unless otherwise specifically mentioned in the Report. The Subscriber shall independently verify the accuracy and correctness of the information/data before in any way acting upon the same. MIPL shall not be liable for any harm, injury, loss or damage caused to the Subscriber due to default by the Subscriber's debtors/beneficiaries in fulfilling their obligations of any nature whatsoever. This Report or any of its portion shall not be used as a documentary evidence or otherwise before any investigative agencies or forum of law. This Report is confidential and proprietary to MIPL. The Subscriber and/or any other person(s) may not reproduce, publish or disclose any of the contents of the Report to others without the express authorization of MIPL. This Report is prepared and issued to the Subscriber without any risk, responsibility or liability on the part of MIPL or its officials.

Date Charge Created:	23/12/08		
Date Charge Registered:	17/01/09		
Date Charge Satisfied:	18/07/12		
Status:	SATISFIED		
Person(s) Entitled:	MAPLE OAK LIMITED		
Amount Secured:			
Details:	THE SUBJECTS EXTENDING TO 3.139 HECTARES OR THEREBY LYING TO THE SOUTH OF WHITBURN ROAD BATHGATE WEST LOTHIAN T/NO. WLN42811		
Mortgage Type:	LEGAL CHARGE		
Date Charge Created:	24/09/93		
Date Charge Registered:	29/09/93		
Date Charge Satisfied:	18/12/93		
Status:	SATISFIED		
Person(s) Entitled:	BASS DEVELOPMENTS LIMITED		
Amount Secured:	ALL MONIES DUE OR TO BECOME DUE FROM THE COMPANY TO THE CHARGEES PURSUANT TO AN AGREEMENT DATED 24/09/93		
Details:	F/H LAND AT WELLINGTON ROAD BRANSTON BURTON-ON-TRENT TOG WITH BUILDINGS		
Mortgage Type:	DEED OF CHARGE		
Date Charge Created:	09/08/93		
Date Charge Registered:	12/08/93		
Date Charge Satisfied:	07/12/93		
Status:	SATISFIED		
Person(s) Entitled:	BRITISH COAL CORPORATION		
Amount Secured:	ALL MONIES DUE OR TO BECOME DUE FROM THE COMPANY TO THE CHARGEES UNDER THE TERMS OF CLAUSE 18.2 OF THE AGREEMENT FOR SALE DATED 13/07/93		
Details:	LAND ADJACENT TO PETTICOAT LANE, INCE-IN-MAKERFIELD, WIGAN, GREATER MANCHESTER		
Mortgage Type:	DEED OF COLLATERAL CHARGE		
Date Charge Created:	20/05/83		
Date Charge Registered:	01/06/83		
Date Charge Satisfied:	13/06/95		
Status:	SATISFIED		
Person(s) Entitled:	LEGAL AND GENERAL ASSURANCE SOCIETY LIMITED		
Amount Secured:	FOR FURTHER SECURING £200,000 DUE FROM THE COMPANY TO THE CHARGEES SUPPLEMENTAL TO A MORTGAGE DATED 15 JUNE 1970.		
Details:	LAND COMPRISED IN THE FOLLOWING LAND REGISTRY TITLE NUMBERS WYK 206082 WYK 183981 WYK 25235 WYK 211997 AND WYK 230316 (PLEASE SEE DOC M108)		
Mortgage Type:	MORTGAGE		
Date Charge Created:	15/06/70		
Date Charge Registered:	19/06/70		
Date Charge Satisfied:	13/06/95		
Status:	SATISFIED		
Person(s) Entitled:	LEGAL & GENERAL ASSURANCE SOCIETY LTD		

Amount Secured:	£200,000
Details:	THE PROPERTY IN 4 CONVEYANCES DATED 1 MAY 1968, 28 MARCH 1968 & 2 JAN. 1969.

CREDITOR DETAILS

	Total Number	Total Value
Trade Creditors	0	-
No Creditor Data		

TRADE DEBTORS / BAD DEBT DETAIL

	Total Number of Documented Trade	Total Value of Documented Trade	
Trade Debtors	31	£328,823	
Company Name	Amount	Statement Date	
Briark Fabrications Ltd	£78,600	29/11/2011	
Hit And Run Fashions Ltd	£48,098	14/10/2011	
Oakham Clothing Ltd	£40,083	30/12/2011	
Lace Digital Media Sales Limited	£30,480	19/08/2016	
Q O H Artisan Bakery Ltd	£27,198	20/06/2013	
Marbran Limited	£19,548	27/04/2012	
Restoration Management Limited	£18,000	26/04/2012	
Moda Ceramica Limited	£12,284	11/01/2017	
Inter Hut Ltd	£9,360	15/03/2017	
Pontoise One Ltd	£7,500	13/04/2011	
Visionsoft Limited	£7,193	22/09/2009	
Holz-Her (Special Machines) Great Britian Ltd	£6,195	24/09/2009	
J & N Ductwork Installation Services Limited	£4,617	04/10/2010	
A H A Worldwide Limited	£4,200	04/05/2018	
Norwood Interiors (Brighouse) Ltd	£1,924	31/08/2017	
Joosee Ltd	£1,800	25/08/2011	
Transport & Training Services Ltd	£1,252	31/08/2017	
The Yorkshire Meatball Company Limited	£1,238	19/10/2017	
Oakham Clothing Ltd	£1,189	30/12/2011	
65 Cars Limited	£1,018	02/06/2015	
Sterling Power Group Limited	£1,012	16/01/2018	
Coen Civil Engineering Limited	£1,000	02/11/2016	
Y W C Group Limited	£900	19/01/2017	
Stark Naked Foods Ltd	£756	29/11/2012	
Design Interiors (Yorkshire) Limited	£756	10/07/2017	
Garamonde (M K) Ltd	£669	25/09/2012	
Whitecase Ltd	£612	24/04/2013	
Middlegate Holdings Limited	£588	10/03/2010	

DISCLAIMER : This Report is **PRIVATE & CONFIDENTIAL** and it is prepared at the request of and for its use by the Subscriber only. The Subscriber shall use the contents of the Report merely as an aid to its business. Mira Inform Private Limited ("MIPL") has collated information/data in the Report, which have not been verified unless otherwise specifically mentioned in the Report. The Subscriber shall independently verify the accuracy and correctness of the information/data before in any way acting upon the same. MIPL shall not be liable for any harm, injury, loss or damage caused to the Subscriber due to default by the Subscriber's debtors/beneficiaries in fulfilling their obligations of any nature whatsoever. This Report or any of its portion shall not be used as a documentary evidence or otherwise before any investigative agencies or forum of law. This Report is confidential and proprietary to MIPL. The Subscriber and/or any other person(s) may not reproduce, publish or disclose any of the contents of the Report to others without the express authorization of MIPL. This Report is prepared and issued to the Subscriber without any risk, responsibility or liability on the part of MIPL or its officials.

Red Fish Corporation Limited	£360	09/05/2012
Smart Auto Body Coat Limited	£264	23/09/2010
Parcelhub East Anglia Ltd	£129	09/08/2017

PREVIOUS DIRECTOR/COMPANY SECRETARIES

Name	Current Active Appointments	Previous Appointments	Dissolved Companies
Duncan Henry Davidson	3	22	4
Paul Victor Falzon Sant Manduca	4	36	25
Martin Ackroyd	0	20	21
Martin Ackroyd	0	20	21
Kenneth Duncan Morrison	0	8	8
Roger Anthony Owen	0	12	3
Keith Hutchinson	0	1	0
George Duncan Buttle	0	1	1
John Dowd	0	3	1
Brian Barnfather	0	1	0
David Charles Jones	5	29	43
Marie Margaret Melnyk	5	11	1
Penelope Lesley Hughes	2	24	5
Francis Robert Emmott	1	4	3
Susan Elizabeth Murray	2	11	2
Mark Gunter	3	9	1
Philip Gotsall Cox	5	55	42
Jonathan James Burke	62	36	25
Johanna Elizabeth Martin Waterous	2	9	1
Robert Winston Stott	1	14	23
David Robert Hutchinson	1	11	3
Nigel Mark Inches Robertson	0	18	16
Brian John Flanagan	0	4	1
Richard John Pennycook	5	45	38
Ian Gibson	1	15	4
Marc Bolland	0	4	0
Charles Martyn Jones	0	1	0
Gregory Joseph McMahan	31	89	62
Timothy David Dalton Philips	0	3	0
Kenneth James Bludell	0	1	0
Stephen John Butler	0	1	0
Richard Gillingwater	0	1	0
Mark Rowan Amsden	0	1	0
Irwin Chua Lee	0	5	1
Total Persons With Significant Control	0	Total Statements	0

DISCLAIMER : This Report is **PRIVATE & CONFIDENTIAL** and it is prepared at the request of and for its use by the Subscriber only. The Subscriber shall use the contents of the Report merely as an aid to its business. Mira Inform Private Limited ("MIPL") has collated information/data in the Report, which have not been verified unless otherwise specifically mentioned in the Report. The Subscriber shall independently verify the accuracy and correctness of the information/data before in any way acting upon the same. MIPL shall not be liable for any harm, injury, loss or damage caused to the Subscriber due to default by the Subscriber's debtors/beneficiaries in fulfilling their obligations of any nature whatsoever. This Report or any of its portion shall not be used as a documentary evidence or otherwise before any investigative agencies or forum of law. This Report is confidential and proprietary to MIPL. The Subscriber and/or any other person(s) may not reproduce, publish or disclose any of the contents of the Report to others without the express authorization of MIPL. This Report is prepared and issued to the Subscriber without any risk, responsibility or liability on the part of MIPL or its officials.



MIRA INFORM PRIVATE LIMITED
605, Palmspring, Near D'Mart, Link Road,
Malad (West), Mumbai - 400 064. INDIA
Tel : 91-22-40448000 (44 lines)
Fax : 91-22-40448045 / 40448046
E-mail : mira@mirainform.com
info@mirainform.com
Website : <http://www.mirainform.com>
<http://www.miraglobalcheck.com>
<http://www.miraglobalcollections.com>

Active	0	Active	0
Ceased	0	Ceased	0

Active Persons With Significant Control

No Active Persons With Significant Control To Display

Ceased Persons With Significant Control

No Ceased Persons With Significant Control To Display

Active Statements

No Active Statements To Display

Ceased Statements

No Ceased Statements To Display

DISCLAIMER : This Report is **PRIVATE & CONFIDENTIAL** and it is prepared at the request of and for its use by the Subscriber only. The Subscriber shall use the contents of the Report merely as an aid to its business. Mira Inform Private Limited ("MIPL") has collated information/data in the Report, which have not been verified unless otherwise specifically mentioned in the Report. The Subscriber shall independently verify the accuracy and correctness of the information/data before in any way acting upon the same. MIPL shall not be liable for any harm, injury, loss or damage caused to the Subscriber due to default by the Subscriber's debtors/beneficiaries in fulfilling their obligations of any nature whatsoever. This Report or any of its portion shall not be used as a documentary evidence or otherwise before any investigative agencies or forum of law. This Report is confidential and proprietary to MIPL. The Subscriber and/or any other person(s) may not reproduce, publish or disclose any of the contents of the Report to others without the express authorization of MIPL. This Report is prepared and issued to the Subscriber without any risk, responsibility or liability on the part of MIPL or its officials.

FOREIGN EXCHANGE RATES

Currency	Unit	Indian Rupees
US Dollar	1	INR 70.23
UK Pound	1	INR 89.37
Euro	1	INR 79.97
GBP	1	INR 89.03

Note : Above are approximate rates obtained from sources believed to be correct

INFORMATION DETAILS

Analysis Done by :	PRA
Report Prepared by :	TPT

DISCLAIMER : This Report is **PRIVATE & CONFIDENTIAL** and it is prepared at the request of and for its use by the Subscriber only. The Subscriber shall use the contents of the Report merely as an aid to its business. Mira Inform Private Limited ("MIPL") has collated information/data in the Report, which have not been verified unless otherwise specifically mentioned in the Report. The Subscriber shall independently verify the accuracy and correctness of the information/data before in any way acting upon the same. MIPL shall not be liable for any harm, injury, loss or damage caused to the Subscriber due to default by the Subscriber's debtors/beneficiaries in fulfilling their obligations of any nature whatsoever. This Report or any of its portion shall not be used as a documentary evidence or otherwise before any investigative agencies or forum of law. This Report is confidential and proprietary to MIPL. The Subscriber and/or any other person(s) may not reproduce, publish or disclose any of the contents of the Report to others without the express authorization of MIPL. This Report is prepared and issued to the Subscriber without any risk, responsibility or liability on the part of MIPL or its officials.

RATING EXPLANATIONS

Credit Rating	Explanation	Rating Comments
A++	Minimum Risk	Business dealings permissible with minimum risk of default
A+	Low Risk	Business dealings permissible with low risk of default
A	Acceptable Risk	Business dealings permissible with moderate risk of default
B	Medium Risk	Business dealings permissible on a regular monitoring basis
C	Medium High Risk	Business dealings permissible preferably on secured basis
D	High Risk	Business dealing not recommended or on secured terms only
NB	New Business	No recommendation can be done due to business in infancy stage
NT	No Trace	No recommendation can be done as the business is not traceable

NB is stated where there is insufficient information to facilitate rating. However, it is not to be considered as unfavourable.

This score serves as a reference to assess SC's credit risk and to set the amount of credit to be extended. It is calculated from a composite of weighted scores obtained from each of the major sections of this report. The assessed factors are as follows:

- Financial condition covering various ratios
- Company background and operations size
- Promoters / Management background
- Payment record
- Litigation against the subject
- Industry scenario / competitor analysis
- Supplier / Customer / Banker review (wherever available)