

## MIRA INFORM REPORT

|               |            |
|---------------|------------|
| Report No. :  | 525985     |
| Report Date : | 20.08.2018 |

### IDENTIFICATION DETAILS

|                         |  |
|-------------------------|--|
| Name :                  | STREET CRANE COMPANY LIMITED   |
| Registered Office :     | Town End Works, Chapel En Le Frith, Derbyshire, SK23 0PH   |
| Country :               | United Kingdom   |
| Financials (as on) :    | 31.03.2017   |
| Date of Incorporation : | 02.05.1958   |
| Com. Reg. No.:          | 00603923   |
| Legal Form :            | Private Limited with Share Capital   |
| Line of Business :      | <ul style="list-style-type: none"> <li>• Manufacture of Lifting and Handling Equipment</li> <li>• The Manufacture and Servicing of Overhead Electric Travelling Cranes.</li> </ul> |
| No. of Employees :      | 165 [2017]   |

### RATING & COMMENTS

(Mira Inform has adopted New Rating mechanism w.e.f. 23<sup>rd</sup> January 2017)

|                        |           |
|------------------------|-----------|
| <b>MIRA's Rating :</b> | <b>A+</b> |
|------------------------|-----------|

| Credit Rating | Explanation | Rating Comments  |
|---------------|-------------|--|
| A+            | Low Risk    | Business dealings permissible with low risk of default |

|                            |         |
|----------------------------|---------|
| <b>Status :</b>            | Good    |
| <b>Payment Behaviour :</b> | Regular |
| <b>Litigation :</b>        | Clear   |

#### NOTES :

Any query related to this report can be made on e-mail : [infodept@mirainform.com](mailto:infodept@mirainform.com) while quoting report number, name and date.

**DISCLAIMER :** This Report is **PRIVATE & CONFIDENTIAL** and it is prepared at the request of and for its use by the Subscriber only. The Subscriber shall use the contents of the Report merely as an aid to its business. Mira Inform Private Limited ("MIPL") has collated information/data in the Report, which have not been verified unless otherwise specifically mentioned in the Report. The Subscriber shall independently verify the accuracy and correctness of the information/data before in any way acting upon the same. MIPL shall not be liable for any harm, injury, loss or damage caused to the Subscriber due to default by the Subscriber's debtors/beneficiaries in fulfilling their obligations of any nature whatsoever. This Report or any of its portion shall not be used as a documentary evidence or otherwise before any investigative agencies or forum of law. This Report is confidential and proprietary to MIPL. The Subscriber and/or any other person(s) may not reproduce, publish or disclose any of the contents of the Report to others without the express authorization of MIPL. This Report is prepared and issued to the Subscriber without any risk, responsibility or liability on the part of MIPL or its officials.

**ECGC Country Risk Classification List**

| Country Name   | Previous Rating<br>(31.12.2017) | Current Rating<br>(01.04.2018) |
|----------------|---------------------------------|--------------------------------|
| United Kingdom | A1                              | A1                             |

| Risk Category        | ECGC Classification |
|----------------------|---------------------|
| Insignificant        | A1                  |
| Low Risk             | A2                  |
| Moderately Low Risk  | B1                  |
| Moderate Risk        | B2                  |
| Moderately High Risk | C1                  |
| High Risk            | C2                  |
| Very High Risk       | D                   |

**UNITED KINGDOM - ECONOMIC OVERVIEW**

The UK, a leading trading power and financial center, is the third largest economy in Europe after Germany and France. Agriculture is intensive, highly mechanized, and efficient by European standards, producing about 60% of food needs with less than 2% of the labor force. The UK has large coal, natural gas, and oil resources, but its oil and natural gas reserves are declining; the UK has been a net importer of energy since 2005. Services, particularly banking, insurance, and business services, are key drivers of British GDP growth. Manufacturing, meanwhile, has declined in importance but still accounts for about 10% of economic output.

In 2008, the global financial crisis hit the economy particularly hard, due to the importance of its financial sector. Falling home prices, high consumer debt, and the global economic slowdown compounded the UK's economic problems, pushing the economy into recession in the latter half of 2008 and prompting the then BROWN (Labour) government to implement a number of measures to stimulate the economy and stabilize the financial markets. Facing burgeoning public deficits and debt levels, in 2010 the then CAMERON-led coalition government (between Conservatives and Liberal Democrats) initiated an austerity program, which has continued under the Conservative government. However, the deficit still remains one of the highest in the G7, standing at 3.6% of GDP as of 2017, and the UK has pledged to lower its corporation tax from 20% to 17% by 2020. The UK had a debt burden of 90.4% GDP at the end of 2017.

The UK economy has begun to slow since the referendum vote to leave the EU in June 2016. A sustained depreciation of the British pound has increased consumer and producer prices, weighing on consumer spending without spurring a meaningful increase in exports. The UK has an extensive trade relationship with other EU members through its single market membership, and economic observers have warned the exit will jeopardize its position as the central location for European financial services. Prime Minister MAY is seeking a new "deep and special" trade relationship with the EU following the UK's exit. However, economists doubt that the UK will be able to preserve the benefits of EU membership without the obligations. The UK is expected to officially leave the EU by the end of March 2019.

Source : CIA

## **COMPANY SUMMARY**

### **Registered Address**

Town End Works  
Chapel En Le Frith  
Derbyshire  
SK23 0PH

### **Trading Address**

Town End Works  
Sheffield Road  
Chapel-En-Le-Frith  
High Peak, Derbyshire  
SK23 0PH

|                                |   |
|--------------------------------|---|
| <b>Website Address</b>         | http://www.streetcrane.co.uk  |
| <b>Company Number</b>          | 00603923  |
| <b>Telephone Number</b>        | 01298812456   |
| <b>Fax Number</b>              | -   |
| <b>TPS</b>                     | No  |
| <b>FPS</b>                     | Yes   |
| <b>Incorporation Date</b>      | 02/05/1958  |
| <b>Previous Name</b>           | -   |
| <b>Type</b>                    | Private Limited with Share Capital                                    |
| <b>FTSE Index</b>              | -   |
| <b>Date of Change</b>          | -   |
| <b>Filing Date of Accounts</b> | 05/09/2017  |
| <b>Currency</b>                | GBP   |
| <b>Share Capital</b>           | £10,000   |
| <b>SIC07</b>                   | 28220   |
| <b>Charity Number</b>          | -   |
| <b>SIC07 Description</b>       | Manufacture of lifting and handling equipment                         |
| <b>Principal Activity</b>      | The manufacture and servicing of overhead electric travelling cranes. |

## **ADDITIONAL INFORMATION**

**CCJ's**  
0 (£0)

No CCJ Information To Display

|                                 |                  |
|---------------------------------|------------------|
| <b>Ultimate Holding Company</b> | STREASON LIMITED |
| <b>Accountant</b>               | -                |
| <b>Mortgages</b>                | 5                |
| <b>Group</b>                    | 3 companies      |

**DISCLAIMER** : This Report is **PRIVATE & CONFIDENTIAL** and it is prepared at the request of and for its use by the Subscriber only. The Subscriber shall use the contents of the Report merely as an aid to its business. Mira Inform Private Limited ("MIPL") has collated information/data in the Report, which have not been verified unless otherwise specifically mentioned in the Report. The Subscriber shall independently verify the accuracy and correctness of the information/data before in any way acting upon the same. MIPL shall not be liable for any harm, injury, loss or damage caused to the Subscriber due to default by the Subscriber's debtors/beneficiaries in fulfilling their obligations of any nature whatsoever. This Report or any of its portion shall not be used as a documentary evidence or otherwise before any investigative agencies or forum of law. This Report is confidential and proprietary to MIPL. The Subscriber and/or any other person(s) may not reproduce, publish or disclose any of the contents of the Report to others without the express authorization of MIPL. This Report is prepared and issued to the Subscriber without any risk, responsibility or liability on the part of MIPL or its officials.

Linkages 0 companies  
Countries In 0 countries

## **KEY FINANCIALS**

| Year to Date | Turnover    | Pre Tax Profit | Shareholder | Funds Employees |
|--------------|-------------|----------------|-------------|-----------------|
| 31.03.2017   | £25,465,244 | £976,986       | £9,041,198  | 165             |
| 31.03.2016   | £23,528,197 | £358,746       | £8,149,754  | 163             |
| 31.03.2015   | £28,579,149 | £732,593       | £7,768,560  | 168             |

## **MORTGAGE SUMMARY**

Total Mortgage 5  
Outstanding 5  
Satisfied 0

## **TRADE DEBTORS / BAD DEBT SUMMARY**

Total Number of Documented Trade 0  
Total Value of Documented Trade £0

## **COMMENTARY**

|  |
|--|
| This company has been treated as a Medium company.   |
| This company's ratio of total liabilities to total assets indicates the presence of moderate equity funding. |
| This company's return on total assets employed ratio indicates a relatively efficient use of assets.         |
| This company has only made late payments on a low percentage of invoices.                                    |
| The company has more cash than short term bank borrowings.   |
| This company trades in an industry with a lower level of corporate failures.                                 |

## **CCJ**

|                              |   |                             |  |
|------------------------------|---|-----------------------------|--|
| Total Number of Exact CCJs - | 0 | Total Value of Exact CCJs - |  |
| Total Number of              | 0 | Total Value of Possible     |  |

**DISCLAIMER** : This Report is **PRIVATE & CONFIDENTIAL** and it is prepared at the request of and for its use by the Subscriber only. The Subscriber shall use the contents of the Report merely as an aid to its business. Mira Inform Private Limited ("MIPL") has collated information/data in the Report, which have not been verified unless otherwise specifically mentioned in the Report. The Subscriber shall independently verify the accuracy and correctness of the information/data before in any way acting upon the same. MIPL shall not be liable for any harm, injury, loss or damage caused to the Subscriber due to default by the Subscriber's debtors/beneficiaries in fulfilling their obligations of any nature whatsoever. This Report or any of its portion shall not be used as a documentary evidence or otherwise before any investigative agencies or forum of law. This Report is confidential and proprietary to MIPL. The Subscriber and/or any other person(s) may not reproduce, publish or disclose any of the contents of the Report to others without the express authorization of MIPL. This Report is prepared and issued to the Subscriber without any risk, responsibility or liability on the part of MIPL or its officials.

|                                  |   |                                 |  |
|----------------------------------|---|---------------------------------|--|
| Possible CCJs -                  |   | CCJs -                          |  |
| Total Number of Satisfied CCJs - | 0 | Total Value of Satisfied CCJs - |  |
| Total Number of Writs -          | - |                                 |  |

|  |    |   |   |
|--|----|---|---|
| Total Current Directors                        | 6  | Total Current Secretaries               | 1 |
| Total Previous Directors / Company Secretaries | 12 | Total Person's With Significant Control | 1 |

## **CURRENT DIRECTORS**

|                |   |                      |            |
|----------------|---|----------------------|------------|
| Title          | Mr  | Function             | Director   |
| Name           | Martin Street   | Nationality          | British    |
| Date of Birth  | 07/1955   | Present Appointments | 17         |
| Latest Address | Bagshaw Hall Farm,<br>Chapel En Le Frith,<br>Derbyshire | Appointment Date     | 03/11/1991 |
| Post Code      | SK23 0QU  |                      |            |
| Title          | Mr  | Function             | Director   |
| Name           | Eric Andrew Pimblett                                    | Nationality          | British    |
| Date of Birth  | 03/1953   | Present Appointments | 2          |
| Latest Address | Ridge Hall, Sutton,<br>Macclesfield, Cheshire           | Appointment Date     | 03/11/1991 |
| Post Code      | SK11 0LX  |                      |            |
| Title          | Mr  | Function             | Director   |
| Name           | Michael Andrew<br>Husbands                              | Nationality          | British    |
| Date of Birth  | 02/1963   | Present Appointments | 2          |
| Latest Address | 19 Cavendish Avenue,<br>Buxton, Derbyshire              | Appointment Date     | 27/11/2014 |
| Post Code      | SK17 9AE  |                      |            |
| Title          | Mr  | Function             | Director   |
| Name           | Christopher Russell                                     | Nationality          | British    |
| Date of Birth  | 10/1971   | Present Appointments | 1          |
| Latest Address | Town End Works, Chapel<br>En Le Frith, Derbyshire       | Appointment Date     | 02/08/2010 |
| Post Code      | SK23 0PH  |                      |            |
| Title          | Mr  | Function             | Director   |
| Name           | Christopher Mark Lindley-<br>Smith                      | Nationality          | British    |
| Date of Birth  | 01/1972   | Present Appointments | 1          |
| Latest Address | 12 Sharron Drive, Leek,<br>Staffordshire                | Appointment Date     | 27/02/2013 |
| Post Code      | ST13 5BT  |                      |            |

**DISCLAIMER** : This Report is **PRIVATE & CONFIDENTIAL** and it is prepared at the request of and for its use by the Subscriber only. The Subscriber shall use the contents of the Report merely as an aid to its business. Mira Inform Private Limited ("MIPL") has collated information/data in the Report, which have not been verified unless otherwise specifically mentioned in the Report. The Subscriber shall independently verify the accuracy and correctness of the information/data before in any way acting upon the same. MIPL shall not be liable for any harm, injury, loss or damage caused to the Subscriber due to default by the Subscriber's debtors/beneficiaries in fulfilling their obligations of any nature whatsoever. This Report or any of its portion shall not be used as a documentary evidence or otherwise before any investigative agencies or forum of law. This Report is confidential and proprietary to MIPL. The Subscriber and/or any other person(s) may not reproduce, publish or disclose any of the contents of the Report to others without the express authorization of MIPL. This Report is prepared and issued to the Subscriber without any risk, responsibility or liability on the part of MIPL or its officials.

**STREET CRANE COMPANY LIMITED - 525985**

**PAGE NO. : 7**

|                       |                                 |                             |            |
|-----------------------|---------------------------------|-----------------------------|------------|
| <b>Title</b>          | Mr                              | <b>Function</b>             | Director   |
| <b>Name</b>           | Augusto Zona                    | <b>Nationality</b>          | Italian    |
| <b>Date of Birth</b>  | 07/1971                         | <b>Present Appointments</b> | 1          |
| <b>Latest Address</b> | 88 Dovedale Crescent,<br>Buxton | <b>Appointment Date</b>     | 01/09/2014 |
| <b>Post Code</b>      | SK17 9BQ                        |                             |            |





## **CURRENT COMPANY SECRETARY**

|                       |   |                             |                   |
|-----------------------|---|-----------------------------|-------------------|
| <b>Title</b>          | Mr  | <b>Function</b>             | Company Secretary |
| <b>Name</b>           | Martin Street   | <b>Nationality</b>          | British           |
| <b>Date of Birth</b>  | 07/1955   | <b>Present Appointments</b> | 19                |
| <b>Latest Address</b> | Bagshaw Hall Farm,<br>Chapel En Le Frith,<br>Derbyshire | <b>Appointment Date</b>     | 01/07/1998        |
| <b>Post Code</b>      | SK12 6QU  |                             |                   |

## **TOP SHAREHOLDERS**

| Name                               | Currency | Share Count | Share Type | Nominal Value | % of Total Share Count |
|------------------------------------|----------|-------------|------------|---------------|------------------------|
| STREASON LTD                       | GBP      | 9,999       | ORDINARY   | 1             | 99.99                  |
| EXECUTORS OF PETER RODERICK STREET | GBP      | 1           | ORDINARY   | 1             | 0.01                   |












## **PROFIT & LOSS**

|   | Date Of Accounts         | 31/03/17    | (%)  | 31/03/16    | (%)    | 31/03/15    | (%)   | 31/03/14    | (%)    | 31/03/13    |
|---|--------------------------|-------------|------|-------------|--------|-------------|-------|-------------|--------|-------------|
|   | <b>Weeks</b>             | 52          | (%)  | 52          | (%)    | 52          | (%)   | 52          | (%)    | 52          |
|   | <b>Currency</b>          | GBP         | (%)  | GBP         | (%)    | GBP         | (%)   | GBP         | (%)    | GBP         |
|   | <b>Consolidated A/cs</b> | N           | (%)  | N           | (%)    | N           | (%)   | N           | (%)    | N           |
|  | <b>Turnover</b>          | £25,465,244 | 8.2% | £23,528,197 | -17.7% | £28,579,149 | 1.1%  | £28,267,457 | 0.3%   | £28,195,959 |
|  | <b>Export</b>            | -           | -    | -           | -      | £16,400,373 | 4.2%  | £15,746,397 | -19.7% | £19,617,412 |
|  | <b>Cost of Sales</b>     | £16,726,787 | 5.5% | £15,862,123 | -      | -           | -100% | £18,848,703 | 2.5%   | £18,387,903 |
|  | <b>Gross</b>             | £8,738,45   | 14%  | £7,666,07   | -      | -           | -     | £9,418,75   | -4%    | £9,808,05   |





**DISCLAIMER** : This Report is **PRIVATE & CONFIDENTIAL** and it is prepared at the request of and for its use by the Subscriber only. The Subscriber shall use the contents of the Report merely as an aid to its business. Mira Inform Private Limited ("MIPL") has collated information/data in the Report, which have not been verified unless otherwise specifically mentioned in the Report. The Subscriber shall independently verify the accuracy and correctness of the information/data before in any way acting upon the same. MIPL shall not be liable for any harm, injury, loss or damage caused to the Subscriber due to default by the Subscriber's debtors/beneficiaries in fulfilling their obligations of any nature whatsoever. This Report or any of its portion shall not be used as a documentary evidence or otherwise before any investigative agencies or forum of law. This Report is confidential and proprietary to MIPL. The Subscriber and/or any other person(s) may not reproduce, publish or disclose any of the contents of the Report to others without the express authorization of MIPL. This Report is prepared and issued to the Subscriber without any risk, responsibility or liability on the part of MIPL or its officials.

**STREET CRANE COMPANY LIMITED - 525985**














**PAGE NO. : 8**

|   | Profit                  | 7               |               | 4               |               |                 |                | 4                 |               | 6                 |
|---|-------------------------|-----------------|---------------|-----------------|---------------|-----------------|----------------|-------------------|---------------|-------------------|
|    | Wages & Salaries        | £6,577,968      | 7.8%          | £6,101,344      | -17.7%        | £7,415,074      | -0.2%          | £7,430,459        | 7.2%          | £6,929,659        |
|    | Directors Emoluments    | £897,292        | 9.3%          | £821,163        | -11.5%        | £927,480        | -2.9%          | £954,691          | -13%          | £1,097,197        |
|    | <b>Operating Profit</b> | <b>£988,072</b> | <b>154.9%</b> | <b>£387,567</b> | <b>-48.4%</b> | <b>£751,063</b> | <b>-35.1%</b>  | <b>£1,157,206</b> | <b>-37.9%</b> | <b>£1,864,681</b> |
|    | Depreciation            | £452,721        | -0.9%         | £456,688        | 22.4%         | £373,064        | 20.5%          | £309,634          | 0.1%          | £309,383          |
|    | Audit Fees              | £19,600         | 6.2%          | £18,450         | 11.1%         | £16,600         | 2.5%           | £16,200           | -1.8%         | £16,500           |
|    | Interest Payments       | £21,038         | -33.2%        | £31,504         | 27.9%         | £24,641         | -15.2%         | £29,046           | -18.2%        | £35,520           |
|  | <b>Pre Tax Profit</b>   | <b>£976,986</b> | <b>172.3%</b> | <b>£358,746</b> | <b>-51%</b>   | <b>£732,593</b> | <b>-35.7%</b>  | <b>£1,139,527</b> | <b>-38.1%</b> | <b>£1,839,907</b> |
|  | Taxation                | -£76,990        | -348.4%       | £31,000         | 172.5%        | -£42,749        | 21.8%          | -£54,698          | 77.3%         | -£240,469         |
|  | Profit After Tax        | £899,996        | 130.9%        | £389,746        | -43.5%        | £689,844        | -36.4%         | £1,084,829        | -32.2%        | £1,599,438        |
|  | Dividends Payable       | -               | -             | -               | -100%         | £1,150,000      | -              | -                 | -             | -                 |
|  | <b>Retained Profit</b>  | <b>£899,996</b> | <b>130.9%</b> | <b>£389,746</b> | <b>184.7%</b> | <b>£460,156</b> | <b>-142.4%</b> | <b>£1,084,829</b> | <b>-32.2%</b> | <b>£1,599,438</b> |

**BALANCE SHEET**

|   | Date Of Accounts          | 31/03/17          | (%)          | 31/03/16          | (%)          | 31/03/15          | (%)          | 31/03/14          | (%)          | 31/03/13          |
|---|---------------------------|-------------------|--------------|-------------------|--------------|-------------------|--------------|-------------------|--------------|-------------------|
|  | Tangible Assets           | £3,716,045        | -5.3%        | £3,923,779        | -5.1%        | £4,133,196        | 34.8%        | £3,065,451        | 41.9%        | £2,160,721        |
|  | Intangible Assets         | 0                 | -            | 0                 | -            | 0                 | -            | 0                 | -            | 0                 |
|  | <b>Total Fixed Assets</b> | <b>£3,716,045</b> | <b>-5.3%</b> | <b>£3,923,779</b> | <b>-5.1%</b> | <b>£4,133,196</b> | <b>34.8%</b> | <b>£3,065,451</b> | <b>41.9%</b> | <b>£2,160,721</b> |
|  | Stock                     | £4,716,326        | -4.3%        | £4,930,489        | -5.4%        | £5,211,275        | 9.8%         | £4,745,274        | 16.1%        | £4,088,574        |






**DISCLAIMER** : This Report is **PRIVATE & CONFIDENTIAL** and it is prepared at the request of and for its use by the Subscriber only. The Subscriber shall use the contents of the Report merely as an aid to its business. Mira Inform Private Limited ("MIPL") has collated information/data in the Report, which have not been verified unless otherwise specifically mentioned in the Report. The Subscriber shall independently verify the accuracy and correctness of the information/data before in any way acting upon the same. MIPL shall not be liable for any harm, injury, loss or damage caused to the Subscriber due to default by the Subscriber's debtors/beneficiaries in fulfilling their obligations of any nature whatsoever. This Report or any of its portion shall not be used as a documentary evidence or otherwise before any investigative agencies or forum of law. This Report is confidential and proprietary to MIPL. The Subscriber and/or any other person(s) may not reproduce, publish or disclose any of the contents of the Report to others without the express authorization of MIPL. This Report is prepared and issued to the Subscriber without any risk, responsibility or liability on the part of MIPL or its officials.

|   |                                    |                    |              |                    |                 |                    |               |                    |                 |                    |
|---|------------------------------------|--------------------|--------------|--------------------|-----------------|--------------------|---------------|--------------------|-----------------|--------------------|
|    | Trade Debtors                      | £5,009,824         | - 21.7 %     | £6,399,804         | 17%             | £5,470,023         | -9.7%         | £6,054,416         | - 15.4 %        | £7,157,053         |
|    | Cash                               | £3,233,878         | 131.7 %      | £1,395,631         | 29.4 %          | £1,078,923         | - 18.7 %      | £1,327,824         | - 50%           | £2,653,597         |
|    | Other Debtors                      | £753,969           | 22%          | £617,778           | 31.4 %          | £470,206           | 52.8 %        | £307,761           | - 27.9 %        | £426,870           |
|    | Miscellaneous Current Assets       | 0                  | -            | 0                  | -               | 0                  | -             | 0                  | -               | 0                  |
|    | <b>Total Current Assets</b>        | <b>£13,713,997</b> | <b>2.8%</b>  | <b>£13,343,702</b> | <b>9.1%</b>     | <b>£12,230,427</b> | <b>-1.6%</b>  | <b>£12,435,275</b> | <b>- 13.2 %</b> | <b>£14,326,094</b> |
|    | Trade Creditors                    | £4,166,961         | 2.1%         | £4,079,339         | - 18.5 %        | £5,007,934         | 28.2 %        | £3,906,109         | - 10.9 %        | £4,384,334         |
|  | Bank Loans & Overdrafts            | £56,793            | -            | £56,793            | -               | £56,793            | - 56.9 %      | £131,793           | - 15.9 %        | £156,793           |
|  | Other Short Term Finance           | £277               | - 99.9 %     | £250,277           | -               | £250,277           | 999.9 %       | £277               | -               | £277               |
|  | Miscellaneous Current Liabilities  | £3,487,268         | - 14.4 %     | £4,071,980         | 78.4 %          | £2,282,927         | - 10.1 %      | £2,540,579         | - 37.7 %        | £4,078,602         |
|  | <b>Total Current Liabilities</b>   | <b>£7,711,299</b>  | <b>-8.8%</b> | <b>£8,458,389</b>  | <b>11.3 %</b>   | <b>£7,597,931</b>  | <b>15.5 %</b> | <b>£6,578,758</b>  | <b>- 23.7 %</b> | <b>£8,620,006</b>  |
|  | Bank Loans & Overdrafts and LTL    | £734,338           | 2.5%         | £716,131           | - 32.1 %        | £1,053,925         | 16.6 %        | £903,718           | - 12.2 %        | £1,029,762         |
|  | Other Long Term Finance            | 0                  | -            | 0                  | - 100 %         | £250,000           | -             | 0                  | - 100 %         | £2,250             |
|  | <b>Total Long Term Liabilities</b> | <b>£677,545</b>    | <b>2.8%</b>  | <b>£659,338</b>    | <b>- 33.9 %</b> | <b>£997,132</b>    | <b>29.2 %</b> | <b>£771,925</b>    | <b>- 11.6 %</b> | <b>£872,969</b>    |






## **CAPITAL & RESERVES**

|  | Date | Of | 31/03/17 | (%) | 31/03/16 | (%) | 31/03/15 | (%) | 31/03/14 | (%) | 31/03/13 |
|--|------|----|----------|-----|----------|-----|----------|-----|----------|-----|----------|
|--|------|----|----------|-----|----------|-----|----------|-----|----------|-----|----------|





**DISCLAIMER** : This Report is **PRIVATE & CONFIDENTIAL** and it is prepared at the request of and for its use by the Subscriber only. The Subscriber shall use the contents of the Report merely as an aid to its business. Mira Inform Private Limited ("MIPL") has collated information/data in the Report, which have not been verified unless otherwise specifically mentioned in the Report. The Subscriber shall independently verify the accuracy and correctness of the information/data before in any way acting upon the same. MIPL shall not be liable for any harm, injury, loss or damage caused to the Subscriber due to default by the Subscriber's debtors/beneficiaries in fulfilling their obligations of any nature whatsoever. This Report or any of its portion shall not be used as a documentary evidence or otherwise before any investigative agencies or forum of law. This Report is confidential and proprietary to MIPL. The Subscriber and/or any other person(s) may not reproduce, publish or disclose any of the contents of the Report to others without the express authorization of MIPL. This Report is prepared and issued to the Subscriber without any risk, responsibility or liability on the part of MIPL or its officials.

|   | Accounts                |            |       |            |       |            |        |            |       |            |
|---|-------------------------|------------|-------|------------|-------|------------|--------|------------|-------|------------|
|  | Called Up Share Capital | £10,000    | -     | £10,000    | -     | £10,000    | -      | £10,000    | -     | £10,000    |
|  | P & L Account Reserve   | £8,898,255 | 11.3% | £7,998,259 | 5.1%  | £7,608,513 | -5.7%  | £8,068,669 | 15.5% | £6,983,840 |
|  | Revaluation Reserve     | -          | -     | -          | -     | -          | -      | -          | -     | -          |
|  | Sundry Reserves         | £132,943   | -6%   | £141,495   | -5.7% | £150,047   | 110.2% | £71,374    | -     | -          |
|  | Shareholder Funds       | £9,041,198 | 10.9% | £8,149,754 | 4.9%  | £7,768,560 | -4.7%  | £8,150,043 | 16.5% | £6,993,840 |

## **OTHER FINANCIAL ITEMS**



|   | Date Of Accounts  | 31/03/17    | (%)   | 31/03/16    | (%)  | 31/03/15    | (%)    | 31/03/14    | (%)    | 31/03/13    |
|---|-------------------|-------------|-------|-------------|------|-------------|--------|-------------|--------|-------------|
|  | Net Worth         | £9,041,198  | 10.9% | £8,149,754  | 4.9% | £7,768,560  | -4.7%  | £8,150,043  | 16.5%  | £6,993,840  |
|  | Working Capital   | £6,002,698  | 22.9% | £4,885,313  | 5.5% | £4,632,496  | -20.9% | £5,856,517  | 2.6%   | £5,706,088  |
|  | Total Assets      | £17,430,042 | 0.9%  | £17,267,481 | 5.5% | £16,363,623 | 5.6%   | £15,500,726 | -6%    | £16,486,815 |
|  | Total Liabilities | £8,388,844  | -8%   | £9,117,727  | 6.1% | £8,595,063  | 16.9%  | £7,350,683  | -22.6% | £9,492,975  |
|  | Net Assets        | £9,041,198  | 10.9% | £8,149,754  | 4.9% | £7,768,560  | -4.7%  | £8,150,043  | 16.5%  | £6,993,840  |

## **CASH FLOW**














|   | Date Of Accounts              | 31/03/17 | (%) | 31/03/16 | (%) | 31/03/15 | (%) | 31/03/14 | (%) | 31/03/13 |
|---|-------------------------------|----------|-----|----------|-----|----------|-----|----------|-----|----------|
|  | Net Cashflow from Operations  | -        | -   | -        | -   | -        | -   | -        | -   | -        |
|  | Net Cashflow before Financing | -        | -   | -        | -   | -        | -   | -        | -   | -        |
|  | Net Cashflow from Financing   | -        | -   | -        | -   | -        | -   | -        | -   | -        |
|  | Increase in Cash              | -        | -   | -        | -   | -        | -   | -        | -   | -        |

**DISCLAIMER** : This Report is **PRIVATE & CONFIDENTIAL** and it is prepared at the request of and for its use by the Subscriber only. The Subscriber shall use the contents of the Report merely as an aid to its business. Mira Inform Private Limited ("MIPL") has collated information/data in the Report, which have not been verified unless otherwise specifically mentioned in the Report. The Subscriber shall independently verify the accuracy and correctness of the information/data before in any way acting upon the same. MIPL shall not be liable for any harm, injury, loss or damage caused to the Subscriber due to default by the Subscriber's debtors/beneficiaries in fulfilling their obligations of any nature whatsoever. This Report or any of its portion shall not be used as a documentary evidence or otherwise before any investigative agencies or forum of law. This Report is confidential and proprietary to MIPL. The Subscriber and/or any other person(s) may not reproduce, publish or disclose any of the contents of the Report to others without the express authorization of MIPL. This Report is prepared and issued to the Subscriber without any risk, responsibility or liability on the part of MIPL or its officials.


## MISCELLANEOUS

|   | Date Of Accounts     | 31/03/17                                      | (%)   | 31/03/16   | (%)  | 31/03/15   | (%)   | 31/03/14   | (%)   | 31/03/13   |
|---|----------------------|---|-------|------------|------|------------|-------|------------|-------|------------|
|   | Contingent Liability | NO  | -     | NO         | -    | YES        | -     | YES        | -     | YES        |
|  | Capital Employed     | £9,718,743                                    | 10.3% | £8,809,092 | 0.5% | £8,765,692 | -1.8% | £8,921,968 | 13.4% | £7,866,809 |
|  | Number of Employees  | 165   | 1.2%  | 163        | -3%  | 168        | -4%   | 175        | 5.4%  | 166        |
|   | Accountants          |   |       |            |      |            |       |            |       |            |
|   | Auditors             | BHP LLP                                       |       |            |      |            |       |            |       |            |
|   | Auditor Comments     | The audit report contains no adverse comments |       |            |      |            |       |            |       |            |
|   | Bankers              | THE ROYAL BANK OF SCOTLAND PLC                |       |            |      |            |       |            |       |            |
|   | Bank Branch Code     | 16-12-24                                      |       |            |      |            |       |            |       |            |

## RATIOS

|   | Date Of Accounts                  | 31/03/17 | 31/03/16 | 31/03/15 | 31/03/14 | 31/03/13 |
|---|-----------------------------------|----------|----------|----------|----------|----------|
|  | Pre-tax profit margin %           | 3.84     | 1.52     | 2.56     | 4.03     | 6.53     |
|  | Current ratio                     | 1.78     | 1.58     | 1.61     | 1.89     | 1.66     |
|  | Sales/Net Working Capital         | 4.24     | 4.82     | 6.17     | 4.83     | 4.94     |
|  | Gearing %                         | 8.10     | 8.80     | 13.60    | 11.10    | 14.70    |
|  | Equity in %                       | 51.90    | 47.20    | 47.50    | 52.60    | 42.40    |
|  | Creditor Days                     | 59.56    | 63.11    | 63.78    | 50.29    | 56.60    |
|  | Debtor Days                       | 71.61    | 99.01    | 69.66    | 77.96    | 92.39    |
|  | Liquidity/Acid Test               | 1.16     | 0.99     | 0.92     | 1.16     | 1.18     |
|  | Return On Capital Employed %      | 10.05    | 4.07     | 8.35     | 12.77    | 23.38    |
|  | Return On Total Assets Employed % | 5.60     | 2.07     | 4.47     | 7.35     | 11.15    |
|  | Current Debt Ratio                | 0.85     | 1.03     | 0.97     | 0.80     | 1.23     |
|  | Total Debt Ratio                  | 0.92     | 1.11     | 1.10     | 0.90     | 1.35     |
|  | Stock Turnover Ratio %            | 18.52    | 20.95    | 18.23    | 16.78    | 14.50    |

**DISCLAIMER** : This Report is **PRIVATE & CONFIDENTIAL** and it is prepared at the request of and for its use by the Subscriber only. The Subscriber shall use the contents of the Report merely as an aid to its business. Mira Inform Private Limited ("MIPL") has collated information/data in the Report, which have not been verified unless otherwise specifically mentioned in the Report. The Subscriber shall independently verify the accuracy and correctness of the information/data before in any way acting upon the same. MIPL shall not be liable for any harm, injury, loss or damage caused to the Subscriber due to default by the Subscriber's debtors/beneficiaries in fulfilling their obligations of any nature whatsoever. This Report or any of its portion shall not be used as a documentary evidence or otherwise before any investigative agencies or forum of law. This Report is confidential and proprietary to MIPL. The Subscriber and/or any other person(s) may not reproduce, publish or disclose any of the contents of the Report to others without the express authorization of MIPL. This Report is prepared and issued to the Subscriber without any risk, responsibility or liability on the part of MIPL or its officials.

|   |                                 |       |      |      |       |       |
|---|---------------------------------|-------|------|------|-------|-------|
|  | Return on Net Assets Employed % | 10.80 | 4.40 | 9.43 | 13.98 | 26.30 |
|---|---------------------------------|-------|------|------|-------|-------|

**Report Notes**

There are no notes to display.

**Status History**

No Status History found

**EVENT HISTORY**

| Date       | Description                  |
|------------|------------------------------|
| 25/11/2017 | Confirmation Statement       |
| 10/10/2017 | Payment Data Update Received |
| 04/10/2017 | Payment Data Update Received |
| 16/09/2017 | Payment Data Update Received |
| 15/09/2017 | New Accounts Filed           |
| 15/09/2017 | New Accounts Filed           |
| 09/09/2017 | Payment Data Update Received |
| 02/09/2017 | Payment Data Update Received |
| 08/08/2017 | Payment Data Update Received |
| 05/08/2017 | Payment Data Update Received |
| 11/07/2017 | Payment Data Update Received |
| 04/07/2017 | Payment Data Update Received |
| 08/06/2017 | Payment Data Update Received |
| 02/12/2016 | Annual Returns               |
| 07/10/2016 | New Accounts Filed           |

**Previous Company Names**

No Previous Names found

**Writ Details**

No writs found

**STATISTICS**

|                  |                |
|------------------|----------------|
| <b>Group</b>     | 3 companies    |
| <b>Linkages</b>  | 0 companies    |
| <b>Countries</b> | In 0 countries |

**DISCLAIMER** : This Report is **PRIVATE & CONFIDENTIAL** and it is prepared at the request of and for its use by the Subscriber only. The Subscriber shall use the contents of the Report merely as an aid to its business. Mira Inform Private Limited ("MIPL") has collated information/data in the Report, which have not been verified unless otherwise specifically mentioned in the Report. The Subscriber shall independently verify the accuracy and correctness of the information/data before in any way acting upon the same. MIPL shall not be liable for any harm, injury, loss or damage caused to the Subscriber due to default by the Subscriber's debtors/beneficiaries in fulfilling their obligations of any nature whatsoever. This Report or any of its portion shall not be used as a documentary evidence or otherwise before any investigative agencies or forum of law. This Report is confidential and proprietary to MIPL. The Subscriber and/or any other person(s) may not reproduce, publish or disclose any of the contents of the Report to others without the express authorization of MIPL. This Report is prepared and issued to the Subscriber without any risk, responsibility or liability on the part of MIPL or its officials.

## SUMMARY

|                          |                  |
|--------------------------|------------------|
| Holding Company          | STREASON LIMITED |
| Ownership Status         | Wholly Owned     |
| Ultimate Holding Company | STREASON LIMITED |

## GROUP STRUCTUREFULL

| Company Name              | Registered Number | Latest Financials | Key | Consol. Accounts | Turnover    |
|---------------------------|-------------------|-------------------|-----|------------------|-------------|
| STREASON LIMITED          | 00733435          | 31.03.2017        |     | Y                | £25,465,244 |
| ALLSPAN LIMITED           | 00712755          | 31.03.2017        |     | N                |             |
| STREET CRANE COMPANY L... | 00603923          | 31.03.2017        |     | N                | £25,465,244 |

## MORTGAGE DETAILS

|                                |   |
|--------------------------------|---|
| <b>Mortgage Type:</b>          | LEGAL CHARGE  |
| <b>Date Charge Created:</b>    | 14/01/09  |
| <b>Date Charge Registered:</b> | 16/01/09  |
| <b>Date Charge Satisfied:</b>  | -   |
| <b>Status:</b>                 | OUTSTANDING   |
| <b>Person(s) Entitled:</b>     | ROYAL BANK OF SCOTLAND PLC  |
| <b>Amount Secured:</b>         | ALL MONIES DUE OR TO BECOME DUE FROM THE COMPANY TO THE CHARGE ON ANY ACCOUNT WHATSOEVER  |
| <b>Details:</b>                | TOWN END WORKS CHAPEL-EN-LE-FRITH T/NO DY296688 DY332343 DY331575 BY WAY OF FIXED CHARGE, THE BENEFIT OF ALL COVENANTS & RIGHTS CONCERNING THE PROPERTY & ALL PLANT MACHINERY, FIXTURES, FITTINGS, FURNITURE, EQUIPMENT, IMPLEMENTS & UTENSILS.THE GOODWILL OF ANY BUSINESS CARRIED ONAT THE PROPERTY & THEPROCEEDS OF ANY INSURANCE AFFECTING THE PROPERTY OR ASSETS |
| <b>Mortgage Type:</b>          | DEBENTURE   |
| <b>Date Charge Created:</b>    | 20/12/00  |
| <b>Date Charge Registered:</b> | 03/01/01  |
| <b>Date Charge Satisfied:</b>  | -   |
| <b>Status:</b>                 | OUTSTANDING   |
| <b>Person(s) Entitled:</b>     | THE ROYAL BANK OF SCOTLAND PLC  |
| <b>Amount Secured:</b>         | ALL MONIES DUE OR TO BECOME DUE FROM THE COMPANY TO THE CHARGE ON ANY ACCOUNT WHATSOEVER  |
| <b>Details:</b>                | FIXED AND FLOATING CHARGES OVER THE UNDERTAKING AND ALL   |

**DISCLAIMER :** This Report is **PRIVATE & CONFIDENTIAL** and it is prepared at the request of and for its use by the Subscriber only. The Subscriber shall use the contents of the Report merely as an aid to its business. Mira Inform Private Limited ("MIPL") has collated information/data in the Report, which have not been verified unless otherwise specifically mentioned in the Report. The Subscriber shall independently verify the accuracy and correctness of the information/data before in any way acting upon the same. MIPL shall not be liable for any harm, injury, loss or damage caused to the Subscriber due to default by the Subscriber's debtors/beneficiaries in fulfilling their obligations of any nature whatsoever. This Report or any of its portion shall not be used as a documentary evidence or otherwise before any investigative agencies or forum of law. This Report is confidential and proprietary to MIPL. The Subscriber and/or any other person(s) may not reproduce, publish or disclose any of the contents of the Report to others without the express authorization of MIPL. This Report is prepared and issued to the Subscriber without any risk, responsibility or liability on the part of MIPL or its officials.

|                                |  |  |  |
|--------------------------------|--|--|--|
|                                | PROPERTY AND ASSETS PRESENT AND FUTURE INCLUDING GOODWILL BOOKDEBTS UNCALLED CAPITAL BUILDINGS FIXTURES FIXED PLANT AND MACHINERY  |  |  |
| <b>Mortgage Type:</b>          | LEGAL CHARGE   |  |  |
| <b>Date Charge Created:</b>    | 02/09/76   |  |  |
| <b>Date Charge Registered:</b> | 21/09/76   |  |  |
| <b>Date Charge Satisfied:</b>  | -  |  |  |
| <b>Status:</b>                 | OUTSTANDING  |  |  |
| <b>Person(s) Entitled:</b>     | WILLIAMS & GLYN'S BANK LTD   |  |  |
| <b>Amount Secured:</b>         | ALL MONIES DUE OR TO BECOME DUE FROM THE COMPANY TO THE CHARGEES ON ANY ACCOUNT WHATSOEVER   |  |  |
| <b>Details:</b>                | 0.91 ACRES PART OF TOWN END FAUN AT TOWN END CHAPEL-EN-LE-FRITH, DERBY TOGETHER WITH ALL FIXTURES ETC. TOG WITH PLANT MACHINERY FIXTURES IMPLEMENTS AND UTENSILS   |  |  |
| <b>Mortgage Type:</b>          | LEGAL CHARGE   |  |  |
| <b>Date Charge Created:</b>    | 02/04/74   |  |  |
| <b>Date Charge Registered:</b> | 09/04/74   |  |  |
| <b>Date Charge Satisfied:</b>  | -  |  |  |
| <b>Status:</b>                 | OUTSTANDING  |  |  |
| <b>Person(s) Entitled:</b>     | WILLIAMS AND GLYN'S BANK LTD   |  |  |
| <b>Amount Secured:</b>         | ALL MONIES DUE OR TO BECOME DUE FROM THE COMPANY TO THE CHARGEES ON ANY ACCOUNT WHATSOEVER   |  |  |
| <b>Details:</b>                | F/HOLD FACTORY BUILDINGS AND LAND, TOWNEND IRON WORKS, CHAPEL-ER-LE-FRITH DERBY TOGETHER WITH ALL FIXTURES FLOATING CHARGE OVER ALL MOVEABLE PLANT MACHINERY IMPLEMENTS UTENSILS FURNITURE AND EQUIPMENT |  |  |
| <b>Mortgage Type:</b>          | DEBENTURE  |  |  |
| <b>Date Charge Created:</b>    | 15/03/73   |  |  |
| <b>Date Charge Registered:</b> | 20/03/73   |  |  |
| <b>Date Charge Satisfied:</b>  | -  |  |  |
| <b>Status:</b>                 | OUTSTANDING  |  |  |
| <b>Person(s) Entitled:</b>     | WILLIAMS & GLYN'S BANK LTD   |  |  |
| <b>Amount Secured:</b>         | ALL MONIES DUE OR TO BECOME DUE FROM THE COMPANY TO THE CHARGEES ON ANY ACCOUNT WHATSOEVER   |  |  |
| <b>Details:</b>                | BY WAY OF FIRST LEGAL MORTGAGE FLOATING CHARGE GOODWILL UNDERTAKING AND ALL PROPERTY AND ASSETS PRESENT AND FUTURE INCLUDING UNCALLED CAPITAL  |  |  |

## **PREVIOUS DIRECTOR/COMPANY SECRETARIES**

| Name                  | Current Active Appointments | Previous Appointments | Dissolved Companies |
|-----------------------|-----------------------------|-----------------------|---------------------|
| Iain Michael Todd     | 1                           | 2                     | 2                   |
| Peter Roderick Street | 0                           | 4                     | 0                   |
| Keith Eastwood        | 0                           | 4                     | 0                   |

**DISCLAIMER :** This Report is **PRIVATE & CONFIDENTIAL** and it is prepared at the request of and for its use by the Subscriber only. The Subscriber shall use the contents of the Report merely as an aid to its business. Mira Inform Private Limited ("MIPL") has collated information/data in the Report, which have not been verified unless otherwise specifically mentioned in the Report. The Subscriber shall independently verify the accuracy and correctness of the information/data before in any way acting upon the same. MIPL shall not be liable for any harm, injury, loss or damage caused to the Subscriber due to default by the Subscriber's debtors/beneficiaries in fulfilling their obligations of any nature whatsoever. This Report or any of its portion shall not be used as a documentary evidence or otherwise before any investigative agencies or forum of law. This Report is confidential and proprietary to MIPL. The Subscriber and/or any other person(s) may not reproduce, publish or disclose any of the contents of the Report to others without the express authorization of MIPL. This Report is prepared and issued to the Subscriber without any risk, responsibility or liability on the part of MIPL or its officials.

|   |          |                         |          |
|---|----------|-------------------------|----------|
| Bryan Thornhill                               | 0        | 2                       | 0        |
| Stephen Patrick Bowden                        | 3        | 3                       | 30       |
| Ian Ronald Jackson                            | 0        | 3                       | 14       |
| Ian Trevor Wing                               | 0        | 1                       | 0        |
| Ronald Keith Rainford                         | 0        | 1                       | 0        |
| Richard Pavier                                | 0        | 1                       | 0        |
| Augustus Zona                                 | 0        | 1                       | 1        |
| Stephen Kenneth Livesley                      | 2        | 1                       | 0        |
| Andrew Stewart Forrester                      | 0        | 1                       | 0        |
| <b>Total Persons With Significant Control</b> | <b>1</b> | <b>Total Statements</b> | <b>0</b> |
| <b>Active</b>                                 | <b>1</b> | <b>Active</b>           | <b>0</b> |
| <b>Ceased</b>                                 | <b>0</b> | <b>Ceased</b>           | <b>0</b> |

## **ACTIVE PERSONS WITH SIGNIFICANT CONTROL**

|                          |  |                             |  |
|--------------------------|--|-----------------------------|--|
| <b>Name</b>              | Mr Martin Street                               | <b>Kind</b>                 | Individual Person With Significant Control |
| <b>Address</b>           | Town End Works, Chapel En Le Frith, Derbyshire | <b>Country Of Residence</b> | England                                    |
| <b>Post Code</b>         | SK23 0PH                                       | <b>Nationality</b>          | British                                    |
| <b>Date of Birth</b>     | 07/1955  | <b>Notified On</b>          | 06/04/2016                                 |
| <b>Nature Of Control</b> | Right to appoint and remove directors          |                             |  |

### **Ceased Persons With Significant Control**

No Ceased Persons With Significant Control To Display

### **Active Statements**

No Active Statements To Display

### **Ceased Statements**

No Ceased Statements To Display

**FOREIGN EXCHANGE RATES**

| Currency  | Unit | Indian Rupees |
|-----------|------|---------------|
| US Dollar | 1    | INR 70.23     |
| UK Pound  | 1    | INR 89.37     |
| Euro      | 1    | INR 79.97     |
| GBP       | 1    | INR 89.00     |

**Note :** Above are approximate rates obtained from sources believed to be correct

**INFORMATION DETAILS**

|                             |     |
|-----------------------------|-----|
| <b>Analysis Done by :</b>   | DIV |
| <b>Report Prepared by :</b> | TPT |

**DISCLAIMER :** This Report is **PRIVATE & CONFIDENTIAL** and it is prepared at the request of and for its use by the Subscriber only. The Subscriber shall use the contents of the Report merely as an aid to its business. Mira Inform Private Limited ("MIPL") has collated information/data in the Report, which have not been verified unless otherwise specifically mentioned in the Report. The Subscriber shall independently verify the accuracy and correctness of the information/data before in any way acting upon the same. MIPL shall not be liable for any harm, injury, loss or damage caused to the Subscriber due to default by the Subscriber's debtors/beneficiaries in fulfilling their obligations of any nature whatsoever. This Report or any of its portion shall not be used as a documentary evidence or otherwise before any investigative agencies or forum of law. This Report is confidential and proprietary to MIPL. The Subscriber and/or any other person(s) may not reproduce, publish or disclose any of the contents of the Report to others without the express authorization of MIPL. This Report is prepared and issued to the Subscriber without any risk, responsibility or liability on the part of MIPL or its officials.

**RATING EXPLANATIONS**

| Credit Rating | Explanation      | Rating Comments  |
|---------------|------------------|--|
| A++           | Minimum Risk     | Business dealings permissible with minimum risk of default     |
| A+            | Low Risk         | Business dealings permissible with low risk of default         |
| A             | Acceptable Risk  | Business dealings permissible with moderate risk of default    |
| B             | Medium Risk      | Business dealings permissible on a regular monitoring basis    |
| C             | Medium High Risk | Business dealings permissible preferably on secured basis      |
| D             | High Risk        | Business dealing not recommended or on secured terms only      |
| NB            | New Business     | No recommendation can be done due to business in infancy stage |
| NT            | No Trace         | No recommendation can be done as the business is not traceable |

NB is stated where there is insufficient information to facilitate rating. However, it is not to be considered as unfavourable.

This score serves as a reference to assess SC's credit risk and to set the amount of credit to be extended. It is calculated from a composite of weighted scores obtained from each of the major sections of this report. The assessed factors are as follows:

- Financial condition covering various ratios
- Company background and operations size
- Promoters / Management background
- Payment record
- Litigation against the subject
- Industry scenario / competitor analysis
- Supplier / Customer / Banker review (wherever available)