

**MIRA INFORM REPORT**

<b>Report No. :</b>	525641
<b>Report Date :</b>	21.08.2018

**IDENTIFICATION DETAILS**

<b>Name :</b>	CONSUL NEOWATT POWER SOLUTIONS PRIVATE LIMITED (w.e.f. 18.07.2014)
<b>Formerly Known As :</b>	CONSUL CONSOLIDATED PRIVATE LIMITED CONSOLIDATED CONTROLS PRIVATE LIMITED
<b>Registered Office :</b>	4/329A, Old Mahabalipuram Road, Chennai – 600041, Tamilnadu
<b>Tel. No.:</b>	91-44-30004100/ 10/ 20
<b>Country :</b>	India
<b>Financials (as on) :</b>	31.03.2017
<b>Date of Incorporation :</b>	20.05.1985
<b>CIN No.:</b> [Company Identification No.]	U31900TN1985PTC011866
<b>Capital Investment / Paid-up Capital :</b>	INR 17.757 Million
<b>PAN No.:</b> [Permanent Account No.]	AABCC2553Q
<b>GSTN :</b> [Goods & Service Tax Registration No.]	27AABCC2553Q1ZC [Thane] 33AABCC2553Q1ZJ [Thiruvanimiyur]
<b>Legal Form :</b>	Private Limited Liability Company
<b>Line of Business :</b>	Manufacturer and Sale of Power back-up and Power conditioning products viz. Stabilizers, Transformers, UPS (Single and Three Phase), Inverters, Solar power generating systems and Active harmonic filters. [Registered Activity and also Confirmed by Management]
<b>No. of Employees :</b>	580 (Approximately)

**RATING & COMMENTS**

(Mira Inform has adopted New Rating mechanism w.e.f. 23<sup>rd</sup> January 2017)

**MIRA's Rating :**

**A**

Credit Rating	Explanation	Rating Comments
A	Acceptable Risk	Business dealings permissible with moderate risk of default

<b>Status :</b>	Satisfactory
<b>Payment Behaviour :</b>	Slow but correct
<b>Litigation :</b>	Clear
<b>Comments :</b>	<p>Subject is a subsidiary of "Peepul Capital Fund III LLC", Mauritius. The company was incorporated in the year 1985.</p> <p>It is a manufacturer and sale of power back-up and power conditioning products viz. Stabilizers, Transformers, UPS (Single and Three Phase), Inverters, Solar power generating systems and Active harmonic filters.</p> <p>As per the financial records of 2017, the company has achieved 19.70% growth in its revenue as compared to the previous year revenue but has incurred operational loss.</p> <p>The satisfactory financial profile of the company is marked by adequate network base along with negligible debt balance sheet profile.</p> <p>The rating takes into consideration financial and managerial support that the company receives from its holding entity backed by its well experienced management team.</p> <p>The rating also takes into consideration the subject's long established track record of the business operations along with extensive experience of its promoters.</p> <p>However, rating is constrained on account of continue loss incurred by the company.</p> <p>Business is active. Payment seems to be slow but correct.</p> <p>In view of aforesaid, the company can be considered for business dealings at usual trade terms and conditions.</p>

**NOTES :**

Any query related to this report can be made on e-mail : [infodept@mirainform.com](mailto:infodept@mirainform.com) while quoting report number, name and date.

**DISCLAIMER :** This Report is **PRIVATE & CONFIDENTIAL** and it is prepared at the request of and for its use by the Subscriber only. The Subscriber shall use the contents of the Report merely as an aid to its business. Mira Inform Private Limited ("MIPL") has collated information/data in the Report, which have not been verified unless otherwise specifically mentioned in the Report. The Subscriber shall independently verify the accuracy and correctness of the information/data before in any way acting upon the same. MIPL shall not be liable for any harm, injury, loss or damage caused to the Subscriber due to default by the Subscriber's debtors/beneficiaries in fulfilling their obligations of any nature whatsoever. This Report or any of its portion shall not be used as a documentary evidence or otherwise before any investigative agencies or forum of law. This Report is confidential and proprietary to MIPL. The Subscriber and/or any other person(s) may not reproduce, publish or disclose any of the contents of the Report to others without the express authorization of MIPL. This Report is prepared and issued to the Subscriber without any risk, responsibility or liability on the part of MIPL or its officials.

**ECGC Country Risk Classification List**

Country Name	Previous Rating (31.12.2017)	Current Rating (01.04.2018)
India	A1	A1

Risk Category	ECGC Classification
Insignificant	A1
Low Risk	A2
Moderately Low Risk	B1
Moderate Risk	B2
Moderately High Risk	C1
High Risk	C2
Very High Risk	D

**EXTERNAL AGENCY RATING**

<b>Rating Agency Name</b>	CARE
<b>Rating</b>	Long Term Bank Facilities=BBB-
<b>Rating Explanation</b>	Moderate degree of safety and moderate credit risk
<b>Date</b>	21.12.2017

<b>Rating Agency Name</b>	CARE
<b>Rating</b>	Short Term Bank Facilities=A3
<b>Rating Explanation</b>	Moderate degree of safety and higher credit risk
<b>Date</b>	21.12.2017

**RBI DEFAULTERS' LIST STATUS**

Subject's name is not enlisted as a defaulter in the publicly available RBI Defaulters' list.

**EPF (Employee Provident Fund) DEFAULTERS' LIST STATUS**

Subject's name is not enlisted as a defaulter in the publicly available EPF (Employee Provident Fund) Defaulters' list as of 31-03-2018.

**BIFR (Board for Industrial & Financial Reconstruction) LISTING STATUS**

Subject's name is not listed as a Sick Unit in the publicly available BIFR (Board for Industrial & Financial Reconstruction) list as of 21.08..2018.

**IBBI (Insolvency and Bankruptcy Board of India) LISTING STATUS**

Subject's name is not listed in the publicly available IBBI (Insolvency and Bankruptcy Board of India) list as of report date.

**INFORMATION PARTED BY**

<b>Name :</b>	Mr. Vijay Seshadri
<b>Designation :</b>	Manager
<b>Contact No.:</b>	91-9884416165
<b>Date :</b>	20.08.2018

**LOCATIONS**

<b>Registered Office/ Factory 1 :</b>	4/329A, Old Mahabalipuram Road, Chennai – 600041, Tamilnadu, India
<b>Tel. No.:</b>	91-44-30004100/ 10/ 20
<b>Mobile No.:</b>	91-9884416165 [Mr. Vijay Seshadri] 91-9344818014 [Mr. Dinesh]
<b>Fax No.:</b>	Not Available
<b>E-Mail :</b>	<a href="mailto:sri@consulneowatt.com">sri@consulneowatt.com</a> <a href="mailto:enquiry@consulneowatt.com">enquiry@consulneowatt.com</a> <a href="mailto:support@consulneowatt.com">support@consulneowatt.com</a>
<b>Website :</b>	<a href="http://www.consulneowatt.com">http://www.consulneowatt.com</a>
<b>Location :</b>	Owned
<b>Locality :</b>	Industrial

**DISCLAIMER :** This Report is **PRIVATE & CONFIDENTIAL** and it is prepared at the request of and for its use by the Subscriber only. The Subscriber shall use the contents of the Report merely as an aid to its business. Mira Inform Private Limited ("MIPL") has collated information/data in the Report, which have not been verified unless otherwise specifically mentioned in the Report. The Subscriber shall independently verify the accuracy and correctness of the information/data before in any way acting upon the same. MIPL shall not be liable for any harm, injury, loss or damage caused to the Subscriber due to default by the Subscriber's debtors/beneficiaries in fulfilling their obligations of any nature whatsoever. This Report or any of its portion shall not be used as a documentary evidence or otherwise before any investigative agencies or forum of law. This Report is confidential and proprietary to MIPL. The Subscriber and/or any other person(s) may not reproduce, publish or disclose any of the contents of the Report to others without the express authorization of MIPL. This Report is prepared and issued to the Subscriber without any risk, responsibility or liability on the part of MIPL or its officials.

**CONSUL NEOWATT POWER SOLUTIONS PRIVATE LIMITED - 525641 PAGE NO. : 5**

<b>Factory 2/ Head Office/ National Service Centre :</b>	119,120,120A, Electrical and Electronics Industrial Estate, Perungudi, Chennai - 600 096, Tamilnadu, India
<b>Tel. No.:</b>	91-44-40004200/ 40004220
<b>Factory 3 :</b>	Megatech House, S. No. 36/1/1, Holkarwadi, Haveli, District Pune – 412308, Maharashtra, India
<b>Tel. No.:</b>	91-20-64784041-64
<b>Sales Office :</b>	309-310, 3rd Floor, DLF Towers B, Jasola Vihar, New Delhi-110025, India
<b>Regional Offices :</b>	<p><b>Located at</b></p> <ul style="list-style-type: none"> <li>• New Delhi</li> <li>• Mumbai</li> <li>• Ahmedabad</li> <li>• Bangalore</li> <li>• Secunderabad</li> <li>• Kolkata</li> <li>• Chennai</li> </ul>
<b>Branch Offices :</b>	<p><b>Located at</b></p> <p><b>SOUTH</b></p> <ul style="list-style-type: none"> <li>• Andhra Pradesh</li> <li>• Goa</li> <li>• Karnataka</li> <li>• Kerala</li> <li>• Pondicherry</li> <li>• Tamilnadu</li> </ul> <p><b>NORTH</b></p> <ul style="list-style-type: none"> <li>• Chandigarh</li> <li>• Himachal Pradesh</li> <li>• Delhi (NCR)</li> <li>• Haryana</li> <li>• Jammu &amp; Kashmir</li> <li>• Punjab</li> <li>• Rajasthan</li> <li>• Uttarakhand</li> <li>• Uttar Pradesh</li> </ul> <p><b>WEST</b></p> <ul style="list-style-type: none"> <li>• Chattisgarh</li> </ul>

	<ul style="list-style-type: none"> <li>• Gujarat</li> <li>• Maharashtra</li> <li>• Madhya Pradesh</li> </ul> <p><b>EAST</b></p> <ul style="list-style-type: none"> <li>• Assam</li> <li>• Arunachal Pradesh</li> <li>• Bihar</li> <li>• Jharkhand</li> <li>• Manipur</li> <li>• Mizoram</li> <li>• Meghalaya</li> <li>• Nagaland</li> <li>• Orissa</li> <li>• Sikkim</li> <li>• Tripura</li> <li>• West Bengal</li> </ul>
--	---

**DIRECTORS**

**AS ON: 31.03.2018**

<b>Name :</b>	Mr. Ramakrishnan Sriiram		
<b>Designation :</b>	Managing Director		
<b>Address :</b>	Block No.5, Apartment 7-A, Rani Meyammai Towers, MRC Nagar, Chennai - 600028, Tamilnadu, India		
<b>Date of Appointment :</b>	01.04.2013		
<b>PAN No.:</b>	BMYPS9707B		
<b>DIN No.:</b>	06543572		
<b>Other Directorship :</b>			
<b>CIN/FCRN</b>	<b>Company Name</b>	<b>Begin Date</b>	<b>End Date</b>
U41109TN1993PTC095098	MEGATECH POWER EQUIPMENTS PVT LTD	19/09/2013	-
<b>Name :</b>	Mr. Shivaji Gulab Waghmare		
<b>Designation :</b>	Wholetime Director		
<b>Address :</b>	A3/11, Samrat Garden S. R. No- 85/1, Behind Vaibhav Theatre, Hadapsar, Pune - 411028, Maharashtra, India		
<b>Date of Birth/Age :</b>	01.06.1965		
<b>Qualification :</b>	Graduate		
<b>Date of Appointment :</b>	30.07.2014		
<b>PAN No.:</b>	AACPW5850G		
<b>DIN No.:</b>	05182416		
<b>Other Directorship :</b>			
<b>CIN/FCRN</b>	<b>Company Name</b>	<b>Begin</b>	<b>End</b>

**DISCLAIMER :** This Report is **PRIVATE & CONFIDENTIAL** and it is prepared at the request of and for its use by the Subscriber only. The Subscriber shall use the contents of the Report merely as an aid to its business. Mira Inform Private Limited ("MIPL") has collated information/data in the Report, which have not been verified unless otherwise specifically mentioned in the Report. The Subscriber shall independently verify the accuracy and correctness of the information/data before in any way acting upon the same. MIPL shall not be liable for any harm, injury, loss or damage caused to the Subscriber due to default by the Subscriber's debtors/beneficiaries in fulfilling their obligations of any nature whatsoever. This Report or any of its portion shall not be used as a documentary evidence or otherwise before any investigative agencies or forum of law. This Report is confidential and proprietary to MIPL. The Subscriber and/or any other person(s) may not reproduce, publish or disclose any of the contents of the Report to others without the express authorization of MIPL. This Report is prepared and issued to the Subscriber without any risk, responsibility or liability on the part of MIPL or its officials.

**CONSUL NEOWATT POWER SOLUTIONS PRIVATE LIMITED - 525641**

**PAGE NO. : 7**

		Date	Date
U31100PN2012PTC142083	ESSCO POWER ELECTRONICS PRIVATE LIMITED	01/04/2012	-
U31504PN2012PTC141964	NEOWATT ENERGY SOLUTIONS COMPANY PRIVATE LIMITED	01/04/2012	-
<b>Name :</b> Mr. Venugopala Rao Sri Chittoory			
<b>Designation :</b> Nominee Director			
<b>Address :</b> No.8, 6th Main Road, 10th Cross Street, AGS Colony, Velachery, Chennai-600042, Tamilnadu, India			
<b>Date of Appointment :</b> 29.07.2016			
<b>DIN No.:</b> 00011403			
<b>Other Directorship :</b>			
CIN/FCRN	Company Name	Begin Date	End Date
U29299MH1994PTC077795	KAM-AVIDA ENVIRO ENGINEERS PRIVATE LTD	10/03/2017	-
U65191TN2016PTC104636	PEEPUL CAPITAL INVESTMENT ADVISORS PRIVATE LIMITED	10/03/2016	-
U72200KA2002PTC030917	TELE DNA COMMUNICATIONS PRIVATE LIMITED	01/09/2015	-
U74900TG2007PTC054615	OCHRE MEDIA PRIVATE LIMITED	26/06/2007	-
U74900TN2014PTC097094	AVINI ADVISORS PRIVATE LIMITED	27/08/2014	-
U92200TG2003PTC040633	IVISION MEDIA INDIA PRIVATE LIMITED	30/05/2003	-
U93000TG2005PTC045094	VISAGE MEDIA SERVICES PRIVATE LIMITED	26/02/2007	-
U93000TG2008PTC057908	PEEPUL CAPITAL ADVISORS PRIVATE LIMITED	26/09/2015	-
<b>Name :</b> Mr. Sriram Sivaram			
<b>Designation :</b> Director			
<b>Address :</b> 14, Sathyanarayana Avenue, Boat Club Road, Chennai -600028, Tamilnadu, India			
<b>Date of Birth/Age :</b> 03.06.1972			
<b>Qualification :</b> Graduate			
<b>Date of Appointment :</b> 28.04.2016			
<b>PAN No.:</b> BMYP9707B			
<b>DIN No.:</b> 01070444			
<b>Other Directorship :</b>			
CIN/FCRN	Company Name	Begin Date	End Date
U35999TN1976PTC007223	MADRAS ENGINEERING INDUSTRIES PRIVATE LIMITED	02/02/2006	-
U85320TN1999NPL041989	YOUNG PRESIDENTS ORGANISATION (CHENNAI CHAPTER)	02/12/2013	-
<b>Name :</b> Mr. Arjun Ananth			
<b>Designation :</b> Nominee Director			
<b>Address :</b> Sai Villa, Plot No.500, 4th South Main Road, Sri Kapaleswarar Nagar, Neelankarai, Chennai -600041, Tamilnadu, India			
<b>Date of Appointment :</b> 16.04.2016			
<b>DIN No.:</b> 01207540			

**DISCLAIMER :** This Report is **PRIVATE & CONFIDENTIAL** and it is prepared at the request of and for its use by the Subscriber only. The Subscriber shall use the contents of the Report merely as an aid to its business. Mira Inform Private Limited ("MIPL") has collated information/data in the Report, which have not been verified unless otherwise specifically mentioned in the Report. The Subscriber shall independently verify the accuracy and correctness of the information/data before in any way acting upon the same. MIPL shall not be liable for any harm, injury, loss or damage caused to the Subscriber due to default by the Subscriber's debtors/beneficiaries in fulfilling their obligations of any nature whatsoever. This Report or any of its portion shall not be used as a documentary evidence or otherwise before any investigative agencies or forum of law. This Report is confidential and proprietary to MIPL. The Subscriber and/or any other person(s) may not reproduce, publish or disclose any of the contents of the Report to others without the express authorization of MIPL. This Report is prepared and issued to the Subscriber without any risk, responsibility or liability on the part of MIPL or its officials.

**Other Directorship :**

CIN/FCRN	Company Name	Begin Date	End Date
U18109KA2009PTC051868	BRANDIS MANUFACTURING AND MARKETING PRIVATE LIMITED	06/06/2016	-
U51397TN2001PTC047385	CURA HEALTHCARE PRIVATE LIMITED	27/09/2017	-
U51909KL1989PLC005465	INNOVATIVE FOODS LIMITED	20/05/2016	-
U80301KA2010PTC053882	FOUNDING YEARS LEARNING SOLUTIONS PRIVATE LIMITED	15/06/2016	-
U85110TN1994PTC029023	MEDALL HEALTHCARE PRIVATE LIMITED	31/05/2016	-

**Name :** Pratima Ram

**Designation :** Director

**Address :** F-304, Central Park-I, Sector-42, Gurugram- 122002, Haryana, India

**Date of Appointment :** 28.04.2016

**DIN No.:** 03518633

**Other Directorship :**

CIN/FCRN	Company Name	Begin Date	End Date
L31900DL1983PLC016304	HAVELLS INDIA LIMITED	13/07/2015	-
L40100GJ1995PLC025447	SUZLON ENERGY LIMITED	28/09/2015	-
L51900MH1984PLC034662	DECCAN GOLD MINES LIMITED	30/12/2015	-
L51909GJ1994PLC022719	NANDAN DENIM LIMITED	29/09/2015	-
L74899DL1985PLC020401	MINDA CORPORATION LIMITED	21/08/2017	-
U27310GJ2006PLC048563	SE FORGE LIMITED	28/09/2015	-
U51397TN2001PTC047385	CURA HEALTHCARE PRIVATE LIMITED	29/09/2014	-
U67120MH1984PLC033646	MONEYLINE CREDIT LIMITED	01/07/2011	-
U74900KA2012PTC064932	GPS RENEWABLES PRIVATE LIMITED	30/09/2016	-

**KEY EXECUTIVES**

**Name :** Mr. Vijay Seshadri

**Designation :** Manager

**MAJOR SHAREHOLDERS / SHAREHOLDING PATTERN**

**AS ON: 31.03.2017**

Names of Shareholders	No. of Shares	Percentage of Holding
Peepul Capital Fund III LLC, Mauritius	158589	89.31
Sriram Ramakrishnan	4656	2.62
Shivaji Waghmare	3565	2.01
Vijay Bari	2433	1.37
Vinayak Joshi	2432	1.37

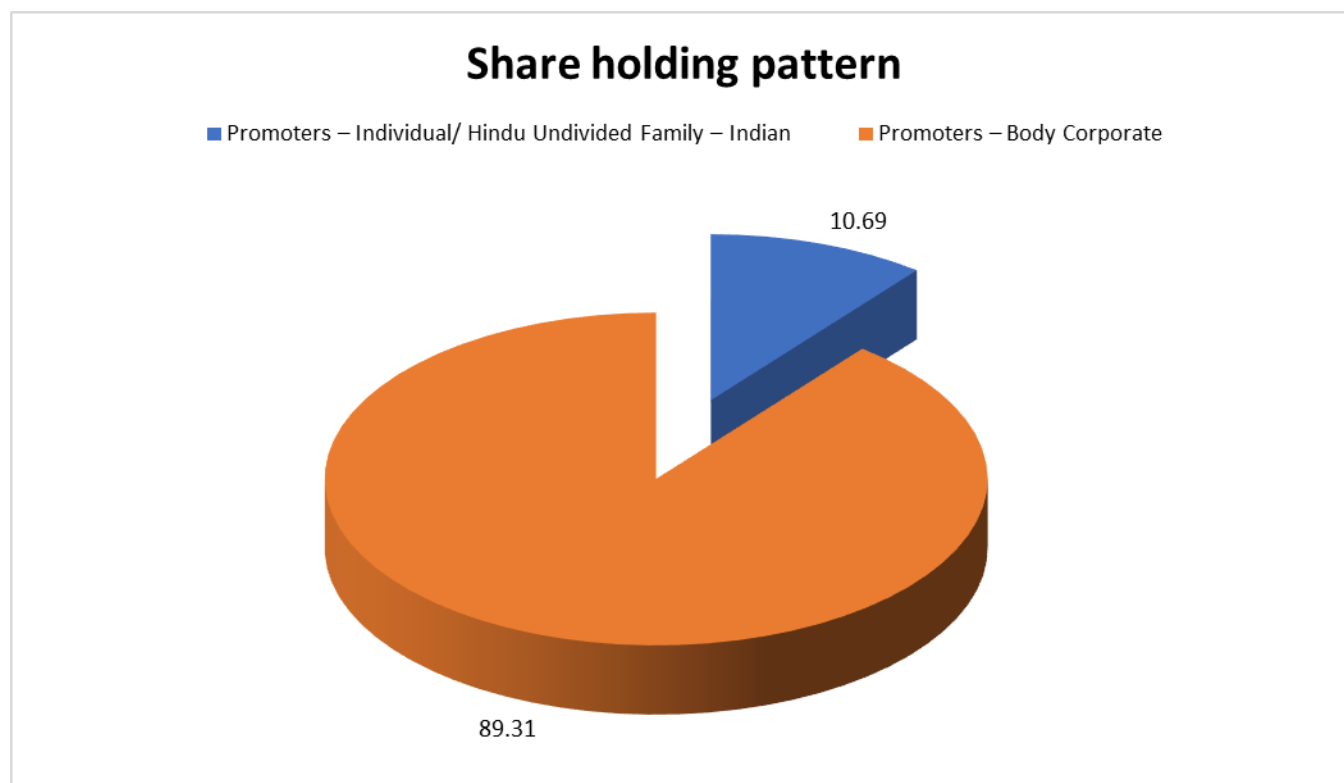
**DISCLAIMER :** This Report is **PRIVATE & CONFIDENTIAL** and it is prepared at the request of and for its use by the Subscriber only. The Subscriber shall use the contents of the Report merely as an aid to its business. Mira Inform Private Limited ("MIPL") has collated information/data in the Report, which have not been verified unless otherwise specifically mentioned in the Report. The Subscriber shall independently verify the accuracy and correctness of the information/data before in any way acting upon the same. MIPL shall not be liable for any harm, injury, loss or damage caused to the Subscriber due to default by the Subscriber's debtors/beneficiaries in fulfilling their obligations of any nature whatsoever. This Report or any of its portion shall not be used as a documentary evidence or otherwise before any investigative agencies or forum of law. This Report is confidential and proprietary to MIPL. The Subscriber and/or any other person(s) may not reproduce, publish or disclose any of the contents of the Report to others without the express authorization of MIPL. This Report is prepared and issued to the Subscriber without any risk, responsibility or liability on the part of MIPL or its officials.

**CONSUL NEOWATT POWER SOLUTIONS PRIVATE LIMITED - 525641 PAGE NO. : 9**

Sayeed Hafeez	2164	1.22
Sujay Tambaku	2432	1.37
Shekhar Sugwekar	1298	0.73
<b>Total</b>	<b>177569</b>	<b>100.00</b>

**AS ON: 28.09.2017**

Equity Share Breakup	Percentage of Holding
<b>Category</b>	
Promoters – Individual/ Hindu Undivided Family – Indian	10.69
Promoters – Body Corporate	89.31
<b>Total</b>	<b>100.00</b>



**DISCLAIMER** : This Report is **PRIVATE & CONFIDENTIAL** and it is prepared at the request of and for its use by the Subscriber only. The Subscriber shall use the contents of the Report merely as an aid to its business. Mira Inform Private Limited ("MIPL") has collated information/data in the Report, which have not been verified unless otherwise specifically mentioned in the Report. The Subscriber shall independently verify the accuracy and correctness of the information/data before in any way acting upon the same. MIPL shall not be liable for any harm, injury, loss or damage caused to the Subscriber due to default by the Subscriber's debtors/beneficiaries in fulfilling their obligations of any nature whatsoever. This Report or any of its portion shall not be used as a documentary evidence or otherwise before any investigative agencies or forum of law. This Report is confidential and proprietary to MIPL. The Subscriber and/or any other person(s) may not reproduce, publish or disclose any of the contents of the Report to others without the express authorization of MIPL. This Report is prepared and issued to the Subscriber without any risk, responsibility or liability on the part of MIPL or its officials.

**BUSINESS DETAILS**

<b>Line of Business :</b>	Manufacturer and Sale of Power back-up and Power conditioning products viz. Stabilizers, Transformers, UPS (Single and Three Phase), Inverters, Solar power generating systems and Active harmonic filters. [Registered Activity and also Confirmed by Management]	
<b>Products/ Services :</b>	<b>ITC Code No.</b>	<b>Product Descriptions</b>
	85044010	UPS
<b>Brand Names :</b>	Not Available	
<b>Agencies Held :</b>	Not Available	
<b>Exports :</b>	Not Available	
<b>Imports :</b>	Not Available	
<b>Terms :</b>		
<b>Selling :</b>	Cash, L/C, Cheque and Others [NEFT, RTGS]	
<b>Purchasing :</b>	Cash, L/C, Cheque and Others [NEFT, RTGS]	

**PRODUCTION STATUS: (NOT AVAILABLE)**

**GENERAL INFORMATION**

<b>Suppliers :</b>	<b>Reference:</b>	Not Divulged
	<b>Name of the Person (Designation):</b>	--
	<b>Contact Number:</b>	--
	<b>Since how long known:</b>	--
	<b>Maximum limit dealt:</b>	--
	<b>Experience:</b>	--
	<b>Remark</b>	--
<b>Customers :</b>	End Users and Manufacturers	
	<b>CORPORATE</b>	
	<ul style="list-style-type: none"> <li>• Havell's</li> <li>• Revo</li> <li>• Sundram Fasteners Limited</li> <li>• Rolta</li> </ul>	

**CONSUL NEOWATT POWER SOLUTIONS PRIVATE LIMITED - 525641 PAGE NO. : 11**

	<b>HEALTHCARE</b>			
	<ul style="list-style-type: none"> <li>Philips</li> <li>Blue Star</li> <li>Glaxosmithkline</li> </ul>			
<b>No. of Employees :</b>	580 (Approximately)			
<b>Bankers :</b>	<b>Bank Name:</b>	Axis Bank Limited		
	<b>Branch:</b>	No. 192, Ground Floor, Karumuthu Nilayam, Annasalai, Chennai-600002, Tamilnadu, India		
	<b>Person Name (with Designation):</b>	--		
	<b>Contact Number:</b>	91-44-28577701 [Continuously ringing]		
	<b>Name of Account Holder:</b>	--		
	<b>Account Number:</b>	--		
	<b>Account Since (Date/ Year of A/c Opening):</b>	--		
	<b>Average Balance Maintained (Optional):</b>	--		
	<b>Credit Facilities Enjoyed (CC/OD/Term Loan):</b>	--		
	<b>Account Operation:</b>	--		
	<b>Remarks:</b>	--		
		<ul style="list-style-type: none"> <li>Axis Bank Limited Corporate Banking Branch, Karumuthu Nilayam, No.192, Anna Salai, Chennai-600002, Tamilnadu, India</li> <li>Corporation Bank</li> </ul>		
	<b>Facilities :</b>	<b>SECURED LOANS</b>	<b>31.03.2017 (INR In Million)</b>	<b>31.03.2016 (INR In Million)</b>
<b>LONG-TERM BORROWINGS</b>				
Long-term maturities of finance lease obligations		0.000	0.138	
<b>SHORT TERM BORROWINGS</b>				
Working capital loans from banks		18.500	0.000	
Loans repayable on demand from banks		367.022	350.465	
Other loans and advances, others		225.328	290.989	
<b>Total</b>		<b>610.850</b>	<b>641.592</b>	

<b>Auditors :</b>		
<b>Name :</b>	Walker Chandiok and Company LLP Chartered Accountants	
<b>Address :</b>	Arihant Nitco Park, 6th floor, No.90, Radhakrishnan Salai, Mylapore, Chennai 600 004, Tamilnadu, India	
<b>PAN No.:</b>	AAAFW4298E	
<b>Memberships :</b>		Not Available
<b>Collaborators :</b>		Not Available
<b>Holding Company :</b>		Peepul Capital Fund III LLC, Mauritius
<b>Subsidiary Company :</b>		Medall Healthcare Private Limited, India [U85110TN1994PTC029023]
<b>Fellow Subsidiary Companies :</b>	<ul style="list-style-type: none"> <li>• Cura Healthcare Private Limited, India [U51397TN2001PTC047385]</li> <li>• Aqua Designs India Private Limited, India [U41000TN2002PTC050091]</li> <li>• Rhea Healthcare Private Limited, India [U85110KA2008PTC108146]</li> <li>• Oriental Cuisines Private Limited, India, India [U55101TN1994PTC02750]</li> <li>• Unibic Foods India Private Limited, India [U01541KA2004PTC034294]</li> </ul>	

**CAPITAL STRUCTURE**

**AS ON: 31.03.2017**

**Authorised Capital :**

No. of Shares	Type	Value	Amount
600000	Equity Shares	INR 100/- each	INR 60.000 Million
79000	Preference Share	INR 100/- each	INR 7.900 Million
	<b>Total</b>		<b>INR 67.900 Million</b>

**Issued, Subscribed & Paid-up Capital :**

No. of Shares	Type	Value	Amount
177569	Equity Shares	INR 100/- each	INR 17.757 Million

**FINANCIAL DATA**  
*[all figures are in INR Million]*

**ABRIDGED BALANCE SHEET**

<b>SOURCES OF FUNDS</b>	<b>31.03.2017</b>	<b>31.03.2016</b>	<b>31.03.2015</b>
<b>I. EQUITY AND LIABILITIES</b>			
(1) Shareholders' Funds			
(a) Share Capital	17.757	18.522	16.208
(b) Reserves and Surplus	873.647	944.459	1128.426
(c) Money received against share warrants	0.000	0.000	0.000
(2) Share Application money pending allotment	0.000	0.000	2.314
<b>Total Shareholders' Funds (1) + (2)</b>	<b>891.404</b>	<b>962.981</b>	<b>1146.948</b>
(3) Non-Current Liabilities			
(a) long-term borrowings	0.000	0.138	4.937
(b) Deferred tax liabilities (Net)	0.000	0.000	0.000
(c) Other long-term liabilities	1.000	0.000	0.000
(d) long-term provisions	31.626	46.006	40.930
<b>Total Non-current Liabilities (3)</b>	<b>32.626</b>	<b>46.144</b>	<b>45.867</b>
(4) Current Liabilities			
(a) Short-term borrowings	610.850	641.454	414.132
(b) Trade payables	713.759	544.969	751.966
(c) Other current liabilities	225.640	178.911	194.481
(d) Short-term provisions	23.974	28.220	28.712
<b>Total Current Liabilities (4)</b>	<b>1574.223</b>	<b>1393.554</b>	<b>1389.291</b>
<b>TOTAL</b>	<b>2498.253</b>	<b>2402.679</b>	<b>2582.106</b>
<b>II. ASSETS</b>			
(1) Non-current assets			
(a) Fixed Assets			
(i) Tangible assets	162.677	249.745	253.420
(ii) Intangible Assets	193.977	287.170	380.957
(iii) Tangible assets capital work-in-progress	1.357	0.162	0.436
(iv) Intangible assets under development	0.000	0.000	0.420
(b) Non-current Investments	0.000	0.000	0.000
(c) Deferred tax assets (net)	0.000	13.202	13.802
(d) Long-term loans and advances	120.221	94.589	73.554
(e) Other Non-current assets	312.080	301.721	299.259
<b>Total Non-Current Assets</b>	<b>790.312</b>	<b>946.589</b>	<b>1021.848</b>

**DISCLAIMER** : This Report is **PRIVATE & CONFIDENTIAL** and it is prepared at the request of and for its use by the Subscriber only. The Subscriber shall use the contents of the Report merely as an aid to its business. Mira Inform Private Limited ("MIPL") has collated information/data in the Report, which have not been verified unless otherwise specifically mentioned in the Report. The Subscriber shall independently verify the accuracy and correctness of the information/data before in any way acting upon the same. MIPL shall not be liable for any harm, injury, loss or damage caused to the Subscriber due to default by the Subscriber's debtors/beneficiaries in fulfilling their obligations of any nature whatsoever. This Report or any of its portion shall not be used as a documentary evidence or otherwise before any investigative agencies or forum of law. This Report is confidential and proprietary to MIPL. The Subscriber and/or any other person(s) may not reproduce, publish or disclose any of the contents of the Report to others without the express authorization of MIPL. This Report is prepared and issued to the Subscriber without any risk, responsibility or liability on the part of MIPL or its officials.

**CONSUL NEOWATT POWER SOLUTIONS PRIVATE LIMITED - 525641 PAGE NO. : 14**

(2) Current assets			
(a) Current investments	0.226	0.216	0.205
(b) Inventories	497.078	546.610	547.857
(c) Trade receivables	900.588	748.938	855.141
(d) Cash and bank balances	203.374	27.168	64.160
(e) Short-term loans and advances	93.366	102.945	88.394
(f) Other current assets	13.309	30.213	4.501
<b>Total Current Assets</b>	<b>1707.941</b>	<b>1456.090</b>	<b>1560.258</b>
<b>TOTAL</b>	<b>2498.253</b>	<b>2402.679</b>	<b>2582.106</b>

**PROFIT & LOSS ACCOUNT**

	<b>PARTICULARS</b>	<b>31.03.2017</b>	<b>31.03.2016</b>	<b>31.03.2015</b>
	<b>SALES</b>			
	Total Revenue from operations	3043.642	2542.685	2406.189
	Other Income	50.630	33.501	16.727
	<b>TOTAL</b>	<b>3094.272</b>	<b>2576.186</b>	<b>2422.916</b>
<b>Less</b>	<b>EXPENSES</b>			
	Cost of Materials Consumed	1599.987	1300.587	1467.278
	Purchases of Stock-in-Trade	481.543	399.986	391.712
	Changes in inventories of finished goods, work-in-progress and Stock-in-Trade	28.593	(5.336)	(152.039)
	Employee benefit expense	423.385	420.983	414.924
	Other expenses	452.918	438.566	412.219
	Prior period items	0.000	0.000	42.559
	Exceptional items	0.000	0.000	(7.423)
	Extraordinary items	4.160	5.489	0.000
	<b>TOTAL</b>	<b>2990.586</b>	<b>2560.275</b>	<b>2569.230</b>
	<b>PROFIT/ (LOSS) BEFORE INTEREST, TAX, DEPRECIATION AND AMORTISATION</b>	<b>103.686</b>	<b>15.911</b>	<b>(146.314)</b>
<b>Less</b>	<b>FINANCIAL EXPENSES</b>	<b>86.703</b>	<b>78.616</b>	<b>60.181</b>
	<b>PROFIT / (LOSS) BEFORE TAX, DEPRECIATION AND AMORTISATION</b>	<b>16.983</b>	<b>(62.705)</b>	<b>(206.495)</b>
<b>Less/ Add</b>	<b>DEPRECIATION/ AMORTISATION</b>	<b>123.430</b>	<b>120.662</b>	<b>119.265</b>
	<b>PROFIT/ (LOSS) BEFORE TAX</b>	<b>(106.447)</b>	<b>(183.367)</b>	<b>(325.760)</b>
<b>Less</b>	<b>TAX</b>	<b>13.449</b>	<b>0.600</b>	<b>7.984</b>

**DISCLAIMER** : This Report is **PRIVATE & CONFIDENTIAL** and it is prepared at the request of and for its use by the Subscriber only. The Subscriber shall use the contents of the Report merely as an aid to its business. Mira Inform Private Limited ("MIPL") has collated information/data in the Report, which have not been verified unless otherwise specifically mentioned in the Report. The Subscriber shall independently verify the accuracy and correctness of the information/data before in any way acting upon the same. MIPL shall not be liable for any harm, injury, loss or damage caused to the Subscriber due to default by the Subscriber's debtors/beneficiaries in fulfilling their obligations of any nature whatsoever. This Report or any of its portion shall not be used as a documentary evidence or otherwise before any investigative agencies or forum of law. This Report is confidential and proprietary to MIPL. The Subscriber and/or any other person(s) may not reproduce, publish or disclose any of the contents of the Report to others without the express authorization of MIPL. This Report is prepared and issued to the Subscriber without any risk, responsibility or liability on the part of MIPL or its officials.

**CONSUL NEOWATT POWER SOLUTIONS PRIVATE LIMITED - 525641 PAGE NO. : 15**

	<b>PROFIT/ (LOSS) AFTER TAX</b>	<b>(119.896)</b>	<b>(183.967)</b>	<b>(333.744)</b>
	<b>EARNINGS IN FOREIGN CURRENCY</b>			
	F.O.B. Value of Exports	54.200	53.100	0.000
	<b>TOTAL EARNINGS</b>	<b>54.200</b>	<b>53.100</b>	<b>0.000</b>
	<b>IMPORTS</b>			
	Raw Materials	141.700	97.700	0.000
	<b>TOTAL IMPORTS</b>	<b>141.700</b>	<b>97.700</b>	<b>0.000</b>
	<b>Earnings / (Loss) Per Share (INR)</b>	<b>(706.92)</b>	<b>(1288.63)</b>	<b>(2059.17)</b>

<b>PARTICULARS</b>			<b>31.03.2018</b>
Sales Turnover (Approximately)			3450.000
			[Due to business growth]

The above information has been parted by Mr. Vijay Seshadri [Manager]

**CURRENT MATURITIES OF LONG TERM DEBT DETAILS**

Particulars	31.03.2017	31.03.2016	31.03.2015
Current Maturities of Long term debt	0.000	0.000	0.000
Net cash flows from (used in) operations	169.018	(8.715)	(205.451)
Net cash flows from (used in) operating activities	156.772	(21.014)	(216.738)

**KEY RATIOS**

**EFFICIENCY RATIOS**

PARTICULARS	31.03.2017	31.03.2016	31.03.2015
Average Collection Days (Sundry Debtors / Income * 365 Days)	108.00	107.51	129.72
Account Receivables Turnover (Income / Sundry Debtors)	3.38	3.40	2.81
Average Payment Days (Sundry Creditors / Purchases * 365 Days)	125.16	116.97	147.64

**DISCLAIMER** : This Report is **PRIVATE & CONFIDENTIAL** and it is prepared at the request of and for its use by the Subscriber only. The Subscriber shall use the contents of the Report merely as an aid to its business. Mira Inform Private Limited ("MIPL") has collated information/data in the Report, which have not been verified unless otherwise specifically mentioned in the Report. The Subscriber shall independently verify the accuracy and correctness of the information/data before in any way acting upon the same. MIPL shall not be liable for any harm, injury, loss or damage caused to the Subscriber due to default by the Subscriber's debtors/beneficiaries in fulfilling their obligations of any nature whatsoever. This Report or any of its portion shall not be used as a documentary evidence or otherwise before any investigative agencies or forum of law. This Report is confidential and proprietary to MIPL. The Subscriber and/or any other person(s) may not reproduce, publish or disclose any of the contents of the Report to others without the express authorization of MIPL. This Report is prepared and issued to the Subscriber without any risk, responsibility or liability on the part of MIPL or its officials.

**CONSUL NEOWATT POWER SOLUTIONS PRIVATE LIMITED - 525641 PAGE NO. : 16**

Inventory Turnover (Operating Income / Inventories)	0.21	0.03	(0.27)
Asset Turnover (Operating Income / Net Fixed Assets)	0.29	0.03	(0.23)

**LEVERAGE RATIOS**

PARTICULARS	31.03.2017	31.03.2016	31.03.2015
Debt Ratio (Borrowing + Current Liabilities) / Total Assets	0.63	0.58	0.54
Debt Equity Ratio (Total Liability / Networth)	0.69	0.67	0.37
Current Liabilities to Networth (Current Liabilities / Net Worth)	1.77	1.45	1.21
Fixed Assets to Networth (Net Fixed Assets / Networth)	0.40	0.56	0.55
Interest Coverage Ratio (PBIT / Financial Charges)	1.20	0.20	(2.43)

**PROFITABILITY RATIOS**

PARTICULARS		31.03.2017	31.03.2016	31.03.2015
Net Profit Margin (PAT / Sales) * 100	%	(3.94)	(7.24)	(13.87)
Return on Total Assets (PAT / Total Assets) * 100	%	(4.80)	(7.66)	(12.93)
Return on Investment (ROI) (PAT / Networth) * 100	%	(13.45)	(19.10)	(29.10)

**SOLVENCY RATIOS**

PARTICULARS	31.03.2017	31.03.2016	31.03.2015
Current Ratio (Current Assets / Current Liabilities)	1.08	1.04	1.12
Quick Ratio (Current Assets – Inventories) / Current Liabilities)	0.77	0.65	0.73
G-Score Ratio Financial (Networth / Total Assets)	0.36	0.40	0.44

**DISCLAIMER** : This Report is **PRIVATE & CONFIDENTIAL** and it is prepared at the request of and for its use by the Subscriber only. The Subscriber shall use the contents of the Report merely as an aid to its business. Mira Inform Private Limited ("MIPL") has collated information/data in the Report, which have not been verified unless otherwise specifically mentioned in the Report. The Subscriber shall independently verify the accuracy and correctness of the information/data before in any way acting upon the same. MIPL shall not be liable for any harm, injury, loss or damage caused to the Subscriber due to default by the Subscriber's debtors/beneficiaries in fulfilling their obligations of any nature whatsoever. This Report or any of its portion shall not be used as a documentary evidence or otherwise before any investigative agencies or forum of law. This Report is confidential and proprietary to MIPL. The Subscriber and/or any other person(s) may not reproduce, publish or disclose any of the contents of the Report to others without the express authorization of MIPL. This Report is prepared and issued to the Subscriber without any risk, responsibility or liability on the part of MIPL or its officials.

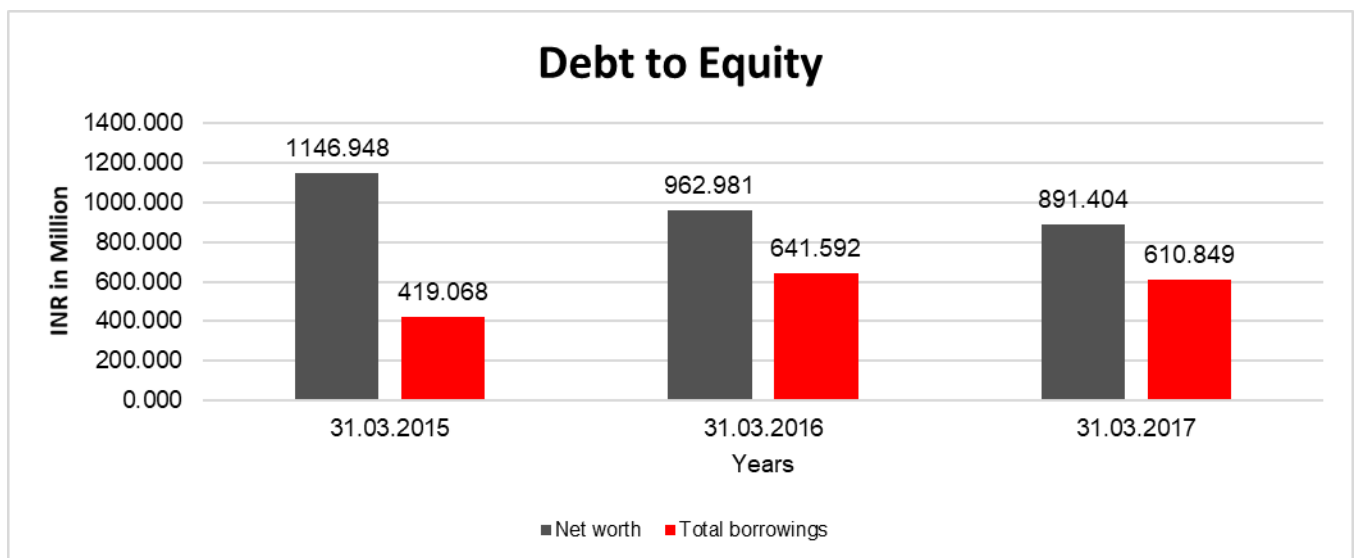
G-Score Ratio Debt (Debts / Equity Capital)	34.40	34.64	25.86
G-Score Ratio Liquidity (Total Current Assets / Total Current Liabilities)	1.08	1.04	1.12

Total Liability = Short-term Debt + Long-term Debt + Current Maturities of Long-term debts

**FINANCIAL ANALYSIS**  
*[all figures are in INR Million]*

**DEBT EQUITY RATIO**

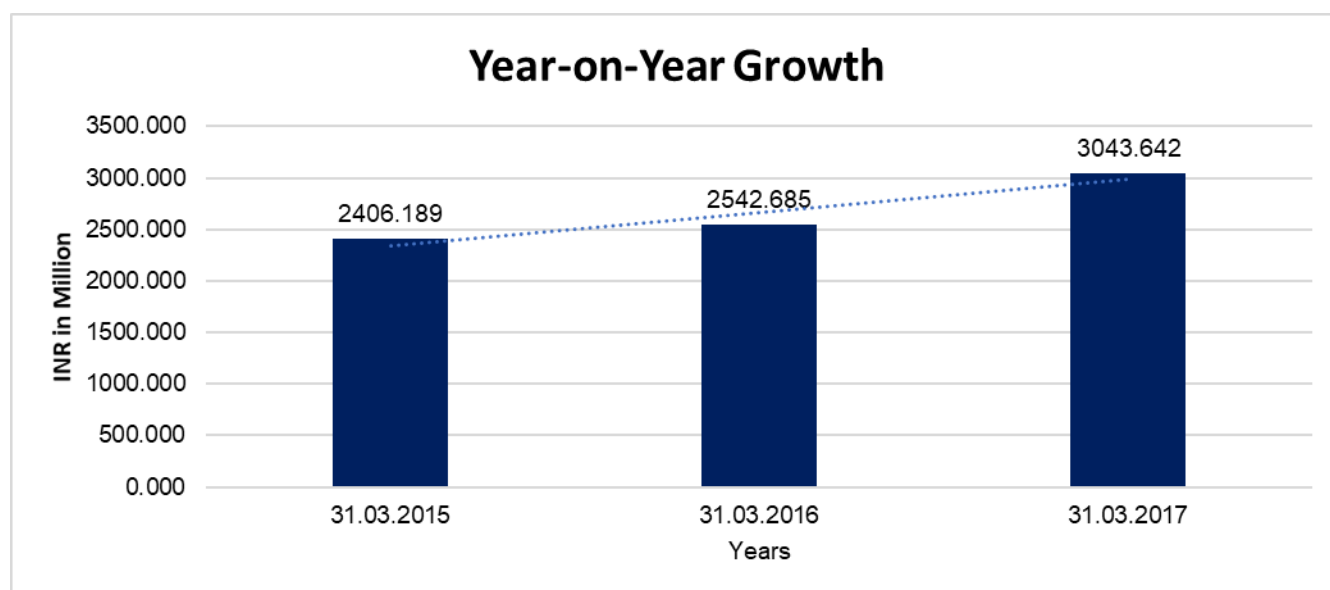
Particular	31.03.2015 (INR In Million)	31.03.2016 (INR In Million)	31.03.2017 (INR In Million)
Share Capital	16.208	18.522	17.757
Reserves & Surplus	1128.426	944.459	873.647
Money received against share warrants	0.000	0.000	0.000
Share Application money pending allotment	2.314	0.000	0.000
<b>Net worth</b>	<b>1146.948</b>	<b>962.981</b>	<b>891.404</b>
Long-term borrowings	4.936	0.138	0.000
Short term borrowings	414.132	641.454	610.849
Current maturities of long-term debts	0.000	0.000	0.000
<b>Total borrowings</b>	<b>419.068</b>	<b>641.592</b>	<b>610.849</b>
<b>Debt/Equity ratio</b>	<b>0.365</b>	<b>0.666</b>	<b>0.685</b>



**DISCLAIMER** : This Report is **PRIVATE & CONFIDENTIAL** and it is prepared at the request of and for its use by the Subscriber only. The Subscriber shall use the contents of the Report merely as an aid to its business. Mira Inform Private Limited ("MIPL") has collated information/data in the Report, which have not been verified unless otherwise specifically mentioned in the Report. The Subscriber shall independently verify the accuracy and correctness of the information/data before in any way acting upon the same. MIPL shall not be liable for any harm, injury, loss or damage caused to the Subscriber due to default by the Subscriber's debtors/beneficiaries in fulfilling their obligations of any nature whatsoever. This Report or any of its portion shall not be used as a documentary evidence or otherwise before any investigative agencies or forum of law. This Report is confidential and proprietary to MIPL. The Subscriber and/or any other person(s) may not reproduce, publish or disclose any of the contents of the Report to others without the express authorization of MIPL. This Report is prepared and issued to the Subscriber without any risk, responsibility or liability on the part of MIPL or its officials.

**YEAR-ON-YEAR GROWTH**

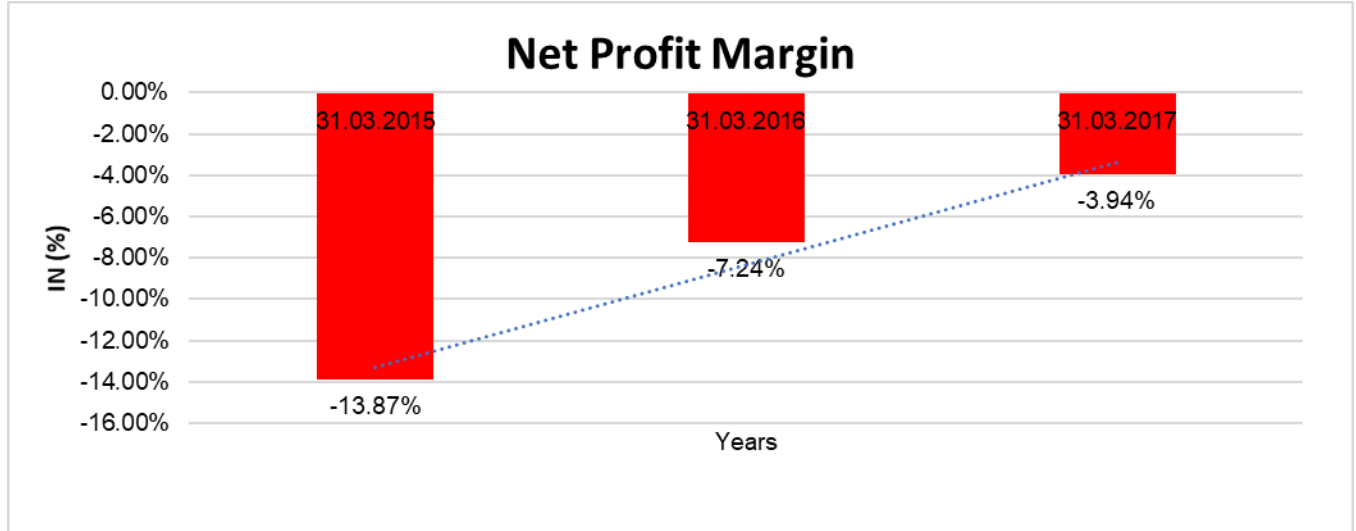
Year on Year Growth	31.03.2015	31.03.2016	31.03.2017
	(INR In Million)	(INR In Million)	(INR In Million)
Sales	2406.189	2542.685	3043.642
		<b>5.673</b>	<b>19.702</b>



**NET PROFIT MARGIN**

Net Profit Margin	31.03.2015	31.03.2016	31.03.2017
	(INR In Million)	(INR In Million)	(INR In Million)
Sales	2406.189	2542.685	3043.642
Profit/ (Loss)	(333.744)	(183.967)	(119.896)
	<b>(13.87 %)</b>	<b>(7.24 %)</b>	<b>(3.94 %)</b>

**DISCLAIMER** : This Report is **PRIVATE & CONFIDENTIAL** and it is prepared at the request of and for its use by the Subscriber only. The Subscriber shall use the contents of the Report merely as an aid to its business. Mira Inform Private Limited ("MIPL") has collated information/data in the Report, which have not been verified unless otherwise specifically mentioned in the Report. The Subscriber shall independently verify the accuracy and correctness of the information/data before in any way acting upon the same. MIPL shall not be liable for any harm, injury, loss or damage caused to the Subscriber due to default by the Subscriber's debtors/beneficiaries in fulfilling their obligations of any nature whatsoever. This Report or any of its portion shall not be used as a documentary evidence or otherwise before any investigative agencies or forum of law. This Report is confidential and proprietary to MIPL. The Subscriber and/or any other person(s) may not reproduce, publish or disclose any of the contents of the Report to others without the express authorization of MIPL. This Report is prepared and issued to the Subscriber without any risk, responsibility or liability on the part of MIPL or its officials.



**DISCLAIMER** : This Report is **PRIVATE & CONFIDENTIAL** and it is prepared at the request of and for its use by the Subscriber only. The Subscriber shall use the contents of the Report merely as an aid to its business. Mira Inform Private Limited ("MIPL") has collated information/data in the Report, which have not been verified unless otherwise specifically mentioned in the Report. The Subscriber shall independently verify the accuracy and correctness of the information/data before in any way acting upon the same. MIPL shall not be liable for any harm, injury, loss or damage caused to the Subscriber due to default by the Subscriber's debtors/beneficiaries in fulfilling their obligations of any nature whatsoever. This Report or any of its portion shall not be used as a documentary evidence or otherwise before any investigative agencies or forum of law. This Report is confidential and proprietary to MIPL. The Subscriber and/or any other person(s) may not reproduce, publish or disclose any of the contents of the Report to others without the express authorization of MIPL. This Report is prepared and issued to the Subscriber without any risk, responsibility or liability on the part of MIPL or its officials.

**LOCAL AGENCY FURTHER INFORMATION**

Sr. No.	Check list by info agents	Available in Report (Yes/No)
1	Year of establishment	Yes
2	Constitution of the entity -Incorporation details	Yes
3	Locality of the entity	Yes
4	Premises details	No
5	Buyer visit details	--
6	Contact numbers	Yes
7	Name of the person contacted	Yes
8	Designation of contact person	Yes
9	Promoter's background	Yes
10	Date of Birth of Proprietor / Partners / Directors	Yes
11	Pan Card No. of Proprietor / Partners	Yes
12	Voter Id Card No. of Proprietor / Partners	No
13	Type of business	Yes
14	Line of Business	Yes
15	Export/import details (if applicable)	No
16	No. of employees	Yes
17	Details of sister concerns	Yes
18	Major suppliers	No
19	Major customers	Yes
20	Banking Details	Yes
21	Banking facility details	Yes
22	Conduct of the banking account	--
23	Financials, if provided	Yes
24	Capital in the business	Yes
25	Last accounts filed at ROC, if applicable	Yes
26	Turnover of firm for last four years	Yes
27	Reasons for variation <> 20%	Yes
28	Estimation for coming financial year	No
29	Profitability for last three years	Yes
30	Major shareholders, if available	Yes
31	External Agency Rating, if available	Yes
32	Litigations that the firm/promoter involved in	--
33	Market information	--
34	Payments terms	Yes
35	Negative Reporting by Auditors in the Annual Report	No

**INDEX OF CHARGES**

Charges Registered								
SN o	SRN	Charge Id	Charge Holder Name	Date of Creation	Date of Modification	Date of Satisfaction	Amount	Address
1	G47538384	100088218	THE SOUTH INDIAN BANK LIMITED	04/03/2015	04/06/2015	-	250000000.0	Industrial Finance Branch110, Raheja Towers, 177 Anna SalaiChennaiTN600002IN
2	C58210147	10555963	TATA CAPITAL FINANCIAL SERVICES LIMITED	26/11/2014	19/06/2015	-	130000000.0	One Forbes,Dr. V. B. Gandhi Marg, FortMumbaiMH40001IN
3	C41111675	10431731	Axis Bank Limited	08/05/2013	23/12/2014	-	235000000.0	CORPORATE BANKING BRANCH, NO.192KARUMUTHU NILAYAM, ANNASALAICHENNAITN600002IN
4	G69678571	10378520	Axis Bank Limited	05/09/2012	30/08/2017	-	485000000.0	Corporate Banking BranchNo.192 Anna SalaiChennaiMH411023IN
5	Y10429206	90306279	TERRITOTAL ASSISTANT COMMISSIONER OF COMMERCIAL TEXES	11/01/1995	-	-	916000.0	COMMERCIAL TAXES ADMINISTRATION OFFICE COMPLEXEVR PAVAZHA MAALIGAI GREAMS ROADMADRASTNIN
6	C67287037	10426622	Corporation Bank	28/03/2013	06/09/2014	17/10/2015	50000000.0	H-2406, ADITI COMMERCE CENTRE, EAST STREET CAMP, CAMP, PUNEPUNEMH41101IN
7	B86436086	90306094	CANARA BANK	20/08/1992	-	03/10/2013	200000.0	MOUNT ROADMADRASTN600002IN
8	B87212932	10281246	Bank of Maharashtra	28/03/2011	26/03/2012	26/09/2013	125000000.0	Lokmangal, 1501Shivajinagar,Pu

**DISCLAIMER** : This Report is **PRIVATE & CONFIDENTIAL** and it is prepared at the request of and for its use by the Subscriber only. The Subscriber shall use the contents of the Report merely as an aid to its business. Mira Inform Private Limited ("MIPL") has collated information/data in the Report, which have not been verified unless otherwise specifically mentioned in the Report. The Subscriber shall independently verify the accuracy and correctness of the information/data before in any way acting upon the same. MIPL shall not be liable for any harm, injury, loss or damage caused to the Subscriber due to default by the Subscriber's debtors/beneficiaries in fulfilling their obligations of any nature whatsoever. This Report or any of its portion shall not be used as a documentary evidence or otherwise before any investigative agencies or forum of law. This Report is confidential and proprietary to MIPL. The Subscriber and/or any other person(s) may not reproduce, publish or disclose any of the contents of the Report to others without the express authorization of MIPL. This Report is prepared and issued to the Subscriber without any risk, responsibility or liability on the part of MIPL or its officials.

								neMH411005IN
9	B81248 098	902888 22	Canara Bank	09/11/1 992	24/05/20 07	15/07/20 13	127025000.0	Mount Road BranchAnna SalaiChennaiTN600 002IN
10	B81267 700	903040 64	CANARA BANK	19/08/1 985	19/02/19 90	15/07/20 13	745000.0	787; MOUNT ROADMADRASN6 00002IN

## BACKGROUND

Consul Neowatt Power Solutions Private Limited (Consul or the Company) was incorporated on 20 May 1985 having its registered office at Chennai. The Company's principal lines of business are manufacture and sale of power back-up and power conditioning products viz. Stabilizers, Transformers, UPS (Single and Three Phase), Inverters, Solar power generating systems and Active harmonic filters.

## PERFORMANCE AND FUTURE PROSPECTS:

The Company continues to be the No.1 Indian Power Electronics Company with the broadest range of power electronic solutions like Online UPS, Industrial Inverters, Solar Inverters, Stabilizers, Isolation Transformers, Active Harmonic Filters and Static Transfer Switches. We also became the fastest growing UPS company in India with a growth of over 200% in the last four years with especially strong growth in the three phase UPS market with strong acceptance of the Falcon UPS family across industry segments. Their DSIR approved R&D facility continues to expand the Falcon UPS product line with a full range of transformer based and transformer less UPS product offerings with single unit capability upto 600kVA and with capability to parallel upto 8 units for total power protection capacity of over 4800 kVA.

Their industry leading Sunbird® Solar Inverters was the preferred choice for System integrators and was chosen as the backbone of the many Rural Electrification project under the Decentralized Distributed Generation (DDG) scheme. Similarly we continued our market leadership in Automatic Servo voltage regulators by increasing the product range and market segments served.

## FIXED ASSETS:

### Tangible Assets

- Land
- Buildings
- Plant and Equipment
- Furniture and Fixtures
- Vehicles
- Office Equipment
- Computer Equipments
- Leasehold Improvements

**DISCLAIMER** : This Report is **PRIVATE & CONFIDENTIAL** and it is prepared at the request of and for its use by the Subscriber only. The Subscriber shall use the contents of the Report merely as an aid to its business. Mira Inform Private Limited ("MIPL") has collated information/data in the Report, which have not been verified unless otherwise specifically mentioned in the Report. The Subscriber shall independently verify the accuracy and correctness of the information/data before in any way acting upon the same. MIPL shall not be liable for any harm, injury, loss or damage caused to the Subscriber due to default by the Subscriber's debtors/beneficiaries in fulfilling their obligations of any nature whatsoever. This Report or any of its portion shall not be used as a documentary evidence or otherwise before any investigative agencies or forum of law. This Report is confidential and proprietary to MIPL. The Subscriber and/or any other person(s) may not reproduce, publish or disclose any of the contents of the Report to others without the express authorization of MIPL. This Report is prepared and issued to the Subscriber without any risk, responsibility or liability on the part of MIPL or its officials.

**CMT REPORT (Corruption, Money Laundering & Terrorism]**

The Public Notice information has been collected from various sources including but not limited to: **The Courts, India Prisons Service, Interpol, etc.**

**1] INFORMATION ON DESIGNATED PARTY**

No records exist designating subject or any of its beneficial owners, controlling shareholders or senior officers as terrorist or terrorist organization or whom notice had been received that all financial transactions involving their assets have been blocked or convicted, found guilty or against whom a judgement or order had been entered in a proceedings for violating money-laundering, anti-corruption or bribery or international economic or anti-terrorism sanction laws or whose assets were seized, blocked, frozen or ordered forfeited for violation of money laundering or international anti-terrorism laws.

**2] Court Declaration :**

No records exist to suggest that subject is or was the subject of any formal or informal allegations, prosecutions or other official proceeding for making any prohibited payments or other improper payments to government officials for engaging in prohibited transactions or with designated parties.

**3] Asset Declaration :**

No records exist to suggest that the property or assets of the subject are derived from criminal conduct or a prohibited transaction.

**4] Record on Financial Crime :**

Charges or conviction registered against subject: **None**

**5] Records on Violation of Anti-Corruption Laws :**

Charges or investigation registered against subject: **None**

**6] Records on Int'l Anti-Money Laundering Laws/Standards :**

Charges or investigation registered against subject: **None**

**7] Criminal Records**

No available information exist that suggest that subject or any of its principals have been formally charged or convicted by a competent governmental authority for any financial crime or under any formal investigation by a competent government authority for any violation of anti-corruption laws or international anti-money laundering laws or standard.

**8] Affiliation with Government :**

No record exists to suggest that any director or indirect owners, controlling shareholders, director, officer or employee of the company is a government official or a family member or close business associate of a Government official.

**9] Compensation Package :**

Our market survey revealed that the amount of compensation sought by the subject is fair and reasonable and comparable to compensation paid to others for similar services.

**10] Press Report :**

No press reports / filings exists on the subject.

**CORPORATE GOVERNANCE**

MIRA INFORM as part of its Due Diligence do provide comments on Corporate Governance to identify management and governance. These factors often have been predictive and in some cases have created vulnerabilities to credit deterioration.

Our Governance Assessment focuses principally on the interactions between a company's management, its Board of Directors, Shareholders and other financial stakeholders.

**CONTRAVENTION**

Subject is not known to have contravened any existing local laws, regulations or policies that prohibit, restrict or otherwise affect the terms and conditions that could be included in the agreement with the subject.

**FOREIGN EXCHANGE RATES**

Currency	Unit	INR
US Dollar	1	INR 69.76
UK Pound	1	INR 88.87
Euro	1	INR 79.67

**INFORMATION DETAILS**

<b>Information Gathered by :</b>	SWA
<b>Analysis Done by :</b>	VIVR
<b>Report Prepared by :</b>	JYO

**SCORE FACTORS**

DEMERIT POINTS		
--BANK CHARGES	YES/NO	YES
--LITIGATION	YES/NO	NO
--OTHER ADVERSE INFORMATION	YES/NO	NO
MERIT POINTS		
--SOLE DISTRIBUTORSHIP	YES/NO	NO
--EXPORT ACTIVITIES	YES/NO	NO
--AFFILIATION	YES/NO	YES
--LISTED	YES/NO	NO
--OTHER MERIT FACTORS	YES/NO	YES

**RATING EXPLANATIONS**

Credit Rating	Explanation	Rating Comments
A++	Minimum Risk	Business dealings permissible with minimum risk of default
A+	Low Risk	Business dealings permissible with low risk of default
A	Acceptable Risk	Business dealings permissible with moderate risk of default
B	Medium Risk	Business dealings permissible on a regular monitoring basis
C	Medium High Risk	Business dealings permissible preferably on secured basis
D	High Risk	Business dealing not recommended or on secured terms only
NB	New Business	No recommendation can be done due to business in infancy stage
NT	No Trace	No recommendation can be done as the business is not traceable

NB is stated where there is insufficient information to facilitate rating. However, it is not to be considered as unfavourable.

This score serves as a reference to assess SC's credit risk and to set the amount of credit to be extended. It is calculated from a composite of weighted scores obtained from each of the major sections of this report. The assessed factors are as follows:

- Financial condition covering various ratios
- Company background and operations size
- Promoters / Management background
- Payment record
- Litigation against the subject
- Industry scenario / competitor analysis
- Supplier / Customer / Banker review (wherever available)