

MIRA INFORM REPORT

| | |
|----------------------|------------|
| Report No. : | 526050 |
| Report Date : | 20.08.2018 |

IDENTIFICATION DETAILS

| | |
|--------------------------------|---|
| Name : | ELEKTA LIMITED |
| Formerly Known As : | <ul style="list-style-type: none"> • ELEKTA ONCOLOGY SYSTEMS LTD • REFAL 496 LIMITED |
| Registered Office : | Linac House, Fleming Way, Crawley, Rh10 9rr |
| Country : | United Kingdom |
| Financials (as on) : | 30.04.2017 |
| Date of Incorporation : | 02.09.1996 |
| Com. Reg. No.: | 03244454 |
| Legal Form : | Private limited with Share Capital |
| Line of Business : | <ul style="list-style-type: none"> • Manufacture of medical and dental instruments and supplies • Manufacture and sale of medical capital equipment and associated software specifically for the treatment of cancer. |
| No. of Employees : | 654 [2017] |

RATING & COMMENTS

(Mira Inform has adopted New Rating mechanism w.e.f. 23rd January 2017)

MIRA's Rating :

A

| Credit Rating | Explanation | Rating Comments |
|---------------|-----------------|---|
| A | Acceptable Risk | Business dealings permissible with moderate risk of default |

| | |
|----------------------------|---------------|
| Status : | Satisfactory |
| Payment Behaviour : | No Complaints |
| Litigation : | Clear |

NOTES :

Any query related to this report can be made on e-mail : infodept@mirainform.com while quoting report number, name and date.

ECGC Country Risk Classification List

| Country Name | Previous Rating (31.12.2017) | Current Rating (01.04.2018) |
|----------------|---------------------------------|--------------------------------|
| United Kingdom | A1 | A1 |

| Risk Category | ECGC Classification |
|----------------------|---------------------|
| Insignificant | A1 |
| Low Risk | A2 |
| Moderately Low Risk | B1 |
| Moderate Risk | B2 |
| Moderately High Risk | C1 |
| High Risk | C2 |
| Very High Risk | D |

UNITED KINGDOM - ECONOMIC OVERVIEW

The UK, a leading trading power and financial center, is the third largest economy in Europe after Germany and France. Agriculture is intensive, highly mechanized, and efficient by European standards, producing about 60% of food needs with less than 2% of the labor force. The UK has large coal, natural gas, and oil resources, but its oil and natural gas reserves are declining; the UK has been a net importer of energy since 2005. Services, particularly banking, insurance, and business services, are key drivers of British GDP growth. Manufacturing, meanwhile, has declined in importance but still accounts for about 10% of economic output.

In 2008, the global financial crisis hit the economy particularly hard, due to the importance of its financial sector. Falling home prices, high consumer debt, and the global economic slowdown compounded the UK's economic problems, pushing the economy into recession in the latter half of 2008 and prompting the then BROWN (Labour) government to implement a number of measures to stimulate the economy and stabilize the financial markets. Facing burgeoning public deficits and debt levels, in 2010 the then CAMERON-led coalition government (between Conservatives and Liberal Democrats) initiated an austerity program, which has continued under the Conservative government. However, the deficit still remains one of the highest in the G7, standing at 3.6% of GDP as of 2017, and the UK has pledged to lower its corporation tax from 20% to 17% by 2020. The UK had a debt burden of 90.4% GDP at the end of 2017.

The UK economy has begun to slow since the referendum vote to leave the EU in June 2016. A sustained depreciation of the British pound has increased consumer and producer prices, weighing on consumer spending without spurring a meaningful increase in exports. The UK has an extensive trade relationship with other EU members through its single market membership, and economic observers have warned the exit will jeopardize its position as the central location for European financial services. Prime Minister MAY is seeking a new "deep and special" trade relationship with the EU following the UK's exit. However, economists doubt that the UK will be able to preserve the benefits of EU membership without the obligations. The UK is expected to officially leave the EU by the end of March 2019.

Source : CIA

COMPANY NAME AND ADDRESS

Company Name: ELEKTA LIMITED
Company No: 03244454
Company Status: Active - Accounts Filed
Status: Active
Registered Address: LINAC HOUSE FLEMING WAY CRAWLEY RH10 9RR

COMPANY NAME

ELEKTA LIMITED

COMPANY NUMBER

03244454

COMPANY SUMMARY

Registered Address: LINAC HOUSE
FLEMING WAY
CRAWLEY
RH10 9RR
Trading Address: Linac House
Fleming Way
Crawley
West Sussex
RH10 9RR
Website Address: <http://www.elekta.com>
Telephone Number: 01293544422
Fax Number:
TPS: No
FPS: Yes
Incorporation Date: 02/09/1996
Previous Name: ELEKTA ONCOLOGY SYSTEMS LTD
Type: Private limited with Share Capital
FTSE Index: -
Date of Change: 22/07/2003
Filing Date of Accounts: 30/09/2017
Currency: GBP
Share Capital: £22,201,001
SIC07: 32500

DISCLAIMER : This Report is **PRIVATE & CONFIDENTIAL** and it is prepared at the request of and for its use by the Subscriber only. The Subscriber shall use the contents of the Report merely as an aid to its business. Mira Inform Private Limited ("MIPL") has collated information/data in the Report, which have not been verified unless otherwise specifically mentioned in the Report. The Subscriber shall independently verify the accuracy and correctness of the information/data before in any way acting upon the same. MIPL shall not be liable for any harm, injury, loss or damage caused to the Subscriber due to default by the Subscriber's debtors/beneficiaries in fulfilling their obligations of any nature whatsoever. This Report or any of its portion shall not be used as a documentary evidence or otherwise before any investigative agencies or forum of law. This Report is confidential and proprietary to MIPL. The Subscriber and/or any other person(s) may not reproduce, publish or disclose any of the contents of the Report to others without the express authorization of MIPL. This Report is prepared and issued to the Subscriber without any risk, responsibility or liability on the part of MIPL or its officials.

Charity Number -
SIC07 Description MANUFACTURE OF MEDICAL AND DENTAL INSTRUMENTS AND SUPPLIES
Principal Activity Manufacture and sale of medical capital equipment and associated software specifically for the treatment of cancer.

ADDITIONAL INFORMATION

CCJ's 0 (£0)
No CCJ Information To Display
Ultimate Holding Company ELEKTA AB (PUBL)
Accountant -
Mortgages 1
Trade Debtors -
Group 4 companies
Linkages 42 companies
Countries In 22 countries

KEY FINANCIALS

| Year to Date | Turnover | Pre Tax Profit | Shareholder's Funds | Employees |
|--------------|--------------|----------------|---------------------|-----------|
| 30/04/2017 | £408,575,000 | -£16,228,000 | £101,931,000 | 654 |
| 30/04/2016 | £381,584,000 | -£8,233,000 | £118,991,000 | 709 |
| 30/04/2015 | £430,619,000 | £21,000,000 | £142,208,000 | 747 |

MORTGAGE SUMMARY

Total Mortgage 1
Outstanding 0
Satisfied 1

TRADE DEBTORS / BAD DEBT SUMMARY

Total Number of Documented Trade 1
Total Value of Documented Trade £58,000

COMMENTARY

This company's return on total assets employed ratio indicates a poor or negative return on assets.

DISCLAIMER : This Report is **PRIVATE & CONFIDENTIAL** and it is prepared at the request of and for its use by the Subscriber only. The Subscriber shall use the contents of the Report merely as an aid to its business. Mira Inform Private Limited ("MIPL") has collated information/data in the Report, which have not been verified unless otherwise specifically mentioned in the Report. The Subscriber shall independently verify the accuracy and correctness of the information/data before in any way acting upon the same. MIPL shall not be liable for any harm, injury, loss or damage caused to the Subscriber due to default by the Subscriber's debtors/beneficiaries in fulfilling their obligations of any nature whatsoever. This Report or any of its portion shall not be used as a documentary evidence or otherwise before any investigative agencies or forum of law. This Report is confidential and proprietary to MIPL. The Subscriber and/or any other person(s) may not reproduce, publish or disclose any of the contents of the Report to others without the express authorization of MIPL. This Report is prepared and issued to the Subscriber without any risk, responsibility or liability on the part of MIPL or its officials.

| |
|--|
| This company has made late payments on a medium percentage of invoices. |
| This company's ratio of total liabilities to total assets indicates the presence of moderate equity funding. |
| The company has more cash than short term bank borrowings. |
| This company trades in an industry with a moderate level of corporate failures. |

CCJ

| | | | |
|----------------------------------|---|---------------------------------|--|
| Total Number of Exact CCJs - | 0 | Total Value of Exact CCJs - | |
| Total Number of Possible CCJs - | 0 | Total Value of Possible CCJs - | |
| Total Number of Satisfied CCJs - | 0 | Total Value of Satisfied CCJs - | |
| Total Number of Writs - | - | | |

| | | | |
|--|----|---|---|
| Total Current Directors | 7 | Total Current Secretaries | 1 |
| Total Previous Directors / Company Secretaries | 31 | Total Person's With Significant Control | 1 |

CURRENT DIRECTORS

| | | | |
|-----------------------|--|-----------------------------|------------|
| Title | Mr | Function | Director |
| Name | Steven Mark Wort | Nationality | British |
| Date of Birth | 04/1963 | Present Appointments | 3 |
| Latest Address | Linac House, Fleming Way, Crawley, West Sussex | Appointment Date | 08/03/2013 |

| | | | |
|-----------------------|--|-----------------------------|------------|
| Post Code | RH10 9RR | | |
| Title | Mr | Function | Director |
| Name | Thomas Tetley Beazley | Nationality | British |
| Date of Birth | 03/1961 | Present Appointments | 1 |
| Latest Address | Linac House, Fleming Way, Crawley, West Sussex | Appointment Date | 08/03/2013 |

| | | | |
|-----------------------|--|-----------------------------|------------|
| Post Code | RH10 9RR | | |
| Title | Mr | Function | Director |
| Name | Andrew Stuart Ainsworth | Nationality | British |
| Date of Birth | 07/1975 | Present Appointments | 3 |
| Latest Address | Linac House, Fleming Way, Crawley, West Sussex | Appointment Date | 18/04/2016 |

DISCLAIMER : This Report is **PRIVATE & CONFIDENTIAL** and it is prepared at the request of and for its use by the Subscriber only. The Subscriber shall use the contents of the Report merely as an aid to its business. Mira Inform Private Limited ("MIPL") has collated information/data in the Report, which have not been verified unless otherwise specifically mentioned in the Report. The Subscriber shall independently verify the accuracy and correctness of the information/data before in any way acting upon the same. MIPL shall not be liable for any harm, injury, loss or damage caused to the Subscriber due to default by the Subscriber's debtors/beneficiaries in fulfilling their obligations of any nature whatsoever. This Report or any of its portion shall not be used as a documentary evidence or otherwise before any investigative agencies or forum of law. This Report is confidential and proprietary to MIPL. The Subscriber and/or any other person(s) may not reproduce, publish or disclose any of the contents of the Report to others without the express authorization of MIPL. This Report is prepared and issued to the Subscriber without any risk, responsibility or liability on the part of MIPL or its officials.

ELEKTA LIMITED - 526050

PAGE NO. : 7

| | | | |
|-----------------------|--|-----------------------------|------------|
| Title | Mr | Function | Director |
| Name | Richard Hausmann | Nationality | German |
| Date of Birth | 08/1960 | Present Appointments | 1 |
| Latest Address | Linac House, Fleming Way, Crawley, West Sussex | Appointment Date | 17/11/2017 |
| Post Code | RH10 9RR | | |

| | | | |
|-----------------------|--|-----------------------------|------------|
| Title | Mr | Function | Director |
| Name | Ioannis Panagiotelis | Nationality | Greek |
| Date of Birth | 11/1972 | Present Appointments | 1 |
| Latest Address | Linac House, Fleming Way, Crawley, West Sussex | Appointment Date | 17/11/2017 |
| Post Code | RH10 9RR | | |

| | | | |
|-----------------------|--|-----------------------------|------------|
| Title | Mr | Function | Director |
| Name | John Lapre | Nationality | Dutch |
| Date of Birth | 09/1964 | Present Appointments | 1 |
| Latest Address | Linac House, Fleming Way, Crawley, West Sussex | Appointment Date | 17/11/2017 |
| Post Code | RH10 9RR | | |

| | | | |
|-----------------------|--|-----------------------------|------------|
| Title | | Function | Director |
| Name | Maurits Wolleswinkel | Nationality | Dutch |
| Date of Birth | 07/1971 | Present Appointments | 1 |
| Latest Address | Linac House, Fleming Way, Crawley, West Sussex | Appointment Date | 17/11/2017 |
| Post Code | RH10 9RR | | |

CURRENT COMPANY SECRETARY

| | | | |
|-----------------------|--|-----------------------------|-------------------|
| Title | Ms | Function | Company Secretary |
| Name | Samantha Cookman | Nationality | |
| Date of Birth | - | Present Appointments | 1 |
| Latest Address | Linac House, Fleming Way, Crawley, West Sussex | Appointment Date | 30/09/2017 |
| Post Code | RH10 9RR | | |












DISCLAIMER : This Report is **PRIVATE & CONFIDENTIAL** and it is prepared at the request of and for its use by the Subscriber only. The Subscriber shall use the contents of the Report merely as an aid to its business. Mira Inform Private Limited ("MIPL") has collated information/data in the Report, which have not been verified unless otherwise specifically mentioned in the Report. The Subscriber shall independently verify the accuracy and correctness of the information/data before in any way acting upon the same. MIPL shall not be liable for any harm, injury, loss or damage caused to the Subscriber due to default by the Subscriber's debtors/beneficiaries in fulfilling their obligations of any nature whatsoever. This Report or any of its portion shall not be used as a documentary evidence or otherwise before any investigative agencies or forum of law. This Report is confidential and proprietary to MIPL. The Subscriber and/or any other person(s) may not reproduce, publish or disclose any of the contents of the Report to others without the express authorization of MIPL. This Report is prepared and issued to the Subscriber without any risk, responsibility or liability on the part of MIPL or its officials.

TOP SHAREHOLDERS





| Name | Currency | Share Count | Share Type | Nominal Value | % of Total Share Count |
|---------------------|----------|-------------|------------|---------------|------------------------|
| ELEKTA HOLDINGS LTD | GBP | 22,201,001 | ORDINARY | 1 | 100 |

FINANCIALS












Profit & Loss

| | Date Of Accounts | 30/04/17 | (%) | 30/04/16 | (%) | 30/04/15 | (%) | 30/04/14 | (%) | 30/04/13 |
|---|-------------------------|---------------------|----------------|---------------------|----------------|---------------------|---------------|---------------------|--------------|---------------------|
| | Weeks | 52 | (%) | 52 | (%) | 52 | (%) | 52 | (%) | 52 |
| | Currency | GBP | (%) | GBP | (%) | GBP | (%) | GBP | (%) | GBP |
| | Consolidated A/cs | N | (%) | N | (%) | N | (%) | N | (%) | N |
|  | Turnover | £408,575,000 | 7.1% | £381,584,000 | -11.4% | £430,619,000 | -12.2% | £490,679,000 | 10.9% | £442,470,000 |
|  | Export | - | - | - | - | - | - | - | - | - |
|  | Cost of Sales | £272,269,000 | 3.1% | £263,978,000 | -14.3% | £308,086,000 | -7.2% | £331,987,000 | 16.4% | £285,318,000 |
|  | Gross Profit | £136,306,000 | 15.9% | £117,606,000 | -4% | £122,533,000 | -22.8% | £158,692,000 | 1% | £157,152,000 |
|  | Wages & Salaries | £46,394,000 | 0.6% | £46,135,000 | -2.9% | £47,510,000 | 15.3% | £41,219,000 | 19.6% | £34,474,000 |
|  | Directors Emoluments | £1,859,000 | 3.2% | £1,802,000 | -5.9% | £1,914,000 | 7.8% | £1,776,000 | 59.6% | £1,113,000 |
|  | Operating Profit | -£12,669,000 | -158.6% | £4,899,000 | -121.2% | £23,135,000 | -60.6% | £58,773,000 | -8.8% | £64,470,000 |
|  | Depreciation | £4,824,000 | -1.8% | £4,911,000 | 22.4% | £4,013,000 | 28.7% | £3,119,000 | 12.5% | £2,773,000 |
|  | Audit Fees | £108,000 | 28.6% | £84,000 | -11.6% | £95,000 | 25% | £76,000 | - | £76,000 |
|  | Interest Payments | £4,036,000 | 18% | £3,420,000 | 32.2% | £2,587,000 | 16.4% | £2,223,000 | 25.8% | £1,767,000 |
|  | Pre Tax Profit | -£16,228,000 | -97.1% | £8,233,000 | -139.2% | £21,000,000 | -62.9% | £56,591,000 | -9.9% | £62,825,000 |

DISCLAIMER : This Report is **PRIVATE & CONFIDENTIAL** and it is prepared at the request of and for its use by the Subscriber only. The Subscriber shall use the contents of the Report merely as an aid to its business. Mira Inform Private Limited ("MIPL") has collated information/data in the Report, which have not been verified unless otherwise specifically mentioned in the Report. The Subscriber shall independently verify the accuracy and correctness of the information/data before in any way acting upon the same. MIPL shall not be liable for any harm, injury, loss or damage caused to the Subscriber due to default by the Subscriber's debtors/beneficiaries in fulfilling their obligations of any nature whatsoever. This Report or any of its portion shall not be used as a documentary evidence or otherwise before any investigative agencies or forum of law. This Report is confidential and proprietary to MIPL. The Subscriber and/or any other person(s) may not reproduce, publish or disclose any of the contents of the Report to others without the express authorization of MIPL. This Report is prepared and issued to the Subscriber without any risk, responsibility or liability on the part of MIPL or its officials.

| | | | | | | | | | | |
|---|------------------------|----------------------|---------------|----------------------|---------------|----------------------|----------------|--------------------|-----------------|--------------------|
|  | Taxation | £4,490,000 | 33.4 % | £3,367,000 | 168% | - £4,955,000 | 34.1 % | - £7,521,000 | 43.1 % | - £13,209,000 |
|  | Profit After Tax | £11,738,000 | 141.2 % | £4,866,000 | 130.3 % | £16,045,000 | 67.3 % | £49,070,000 | 1.1 % | £49,616,000 |
|  | Dividends Payable | £10,000,000 | -50% | £20,000,000 | 39.4 % | £33,000,000 | - | £33,000,000 | 32% | £25,000,000 |
|  | Retained Profit | - £21,738,000 | 12.6 % | - £24,866,000 | 46.7 % | - £16,955,000 | 205.5 % | £16,070,000 | - 34.7 % | £24,616,000 |







Balance Sheet

| | Date Of Accounts | 30/04/17 | (%) | 30/04/16 | (%) | 30/04/15 | (%) | 30/04/14 | (%) | 30/04/13 |
|---|------------------------------|---------------------|---------------|---------------------|--------------|---------------------|----------------|---------------------|---------------|---------------------|
|  | Tangible Assets | £33,083,000 | - 7.2 % | £35,657,000 | 17.6 % | £30,322,000 | 47% | £20,634,000 | 72.3 % | £11,975,000 |
|  | Intangible Assets | £77,195,000 | 10.4 % | £69,895,000 | 18.2 % | £59,155,000 | 39.7 % | £42,354,000 | 42.2 % | £29,779,000 |
|  | Total Fixed Assets | £110,278,000 | 4.5 % | £105,552,000 | 18% | £89,477,000 | 42.1 % | £62,988,000 | 50.9 % | £41,754,000 |
|  | Stock | £37,644,000 | - 15% | £44,306,000 | - | 0 | - 100 % | £44,627,000 | 15.7 % | £38,561,000 |
|  | Trade Debtors | £98,894,000 | 12.1 % | £88,252,000 | - 35.2 % | £136,284,000 | 1.1 % | £134,769,000 | 60.6 % | £83,898,000 |
|  | Cash | £34,112,000 | - | 0 | - | 0 | - 100 % | £28,937,000 | - 35.7 % | £44,998,000 |
|  | Other Debtors | £193,896,000 | 10.9 % | £174,915,000 | 18.9 % | £147,113,000 | 5.5 % | £139,471,000 | - 15.9 % | £165,832,000 |
|  | Miscellaneous Current Assets | 0 | - | 0 | - 100% | £42,128,000 | - | 0 | - | 0 |
|  | Total Current Assets | £364,546,000 | 18.6 % | £307,473,000 | -5.5% | £325,525,000 | - 6.4 % | £347,804,000 | 4.4 % | £333,289,000 |
|  | Trade Creditors | £47,696,000 | 9.4 % | £43,599,000 | - 18.5 % | £53,507,000 | - 17.5 % | £64,869,000 | 3% | £62,982,000 |
|  | Bank Loans & | 0 | - 100 | £16,028,000 | 340.3 % | £3,640,000 | - | 0 | - | 0 |






DISCLAIMER : This Report is **PRIVATE & CONFIDENTIAL** and it is prepared at the request of and for its use by the Subscriber only. The Subscriber shall use the contents of the Report merely as an aid to its business. Mira Inform Private Limited ("MIPL") has collated information/data in the Report, which have not been verified unless otherwise specifically mentioned in the Report. The Subscriber shall independently verify the accuracy and correctness of the information/data before in any way acting upon the same. MIPL shall not be liable for any harm, injury, loss or damage caused to the Subscriber due to default by the Subscriber's debtors/beneficiaries in fulfilling their obligations of any nature whatsoever. This Report or any of its portion shall not be used as a documentary evidence or otherwise before any investigative agencies or forum of law. This Report is confidential and proprietary to MIPL. The Subscriber and/or any other person(s) may not reproduce, publish or disclose any of the contents of the Report to others without the express authorization of MIPL. This Report is prepared and issued to the Subscriber without any risk, responsibility or liability on the part of MIPL or its officials.

ELEKTA LIMITED - 526050


PAGE NO. : 10

| | Overdrafts | | % | | | | | | | |
|---|------------------------------------|---------------------|--------------|---------------------|---------------|---------------------|---------------|---------------------|-------------|---------------------|
|  | Other Short Term Finance | £128,454,000 | 50.5% | £85,354,000 | 27.2% | £67,087,000 | 31.3% | £51,100,000 | -0.9% | £51,578,000 |
|  | Miscellaneous Current Liabilities | £183,409,000 | 34.7% | £136,136,000 | 2.3% | £133,088,000 | 23.4% | £107,893,000 | 12.7% | £95,754,000 |
|  | Total Current Liabilities | £359,559,000 | 27.9% | £281,117,000 | 9.2% | £257,322,000 | 14.9% | £223,862,000 | 6.4% | £210,314,000 |
|  | Bank Loans & Overdrafts and LTL | £13,334,000 | -53.9% | £28,945,000 | 51.4% | £19,112,000 | -6.9% | £20,519,000 | 3.7% | £19,784,000 |
|  | Other Long Term Finance | £5,000,000 | -3.9% | £5,201,000 | -4.5% | £5,444,000 | -59.7% | £13,500,000 | - | £13,500,000 |
|  | Total Long Term Liabilities | £13,334,000 | 3.2% | £12,917,000 | -16.5% | £15,472,000 | -24.6% | £20,519,000 | 3.7% | £19,784,000 |

Capital & Reserves

| | Date Of Accounts | 30/04/17 | (%) | 30/04/16 | (%) | 30/04/15 | (%) | 30/04/14 | (%) | 30/04/13 |
|---|--------------------------|---------------------|---------------|---------------------|---------------|---------------------|---------------|---------------------|--------------|---------------------|
|  | Called Up Share Capital | £22,201,000 | - | £22,201,000 | - | £22,201,000 | - | £22,201,000 | - | £22,201,000 |
|  | P & L Account Reserve | £77,728,000 | -18% | £94,788,000 | -19.7% | £118,005,000 | -17% | £142,208,000 | 15.9% | £122,744,000 |
|  | Revaluation Reserve | - | - | - | - | - | - | - | - | - |
|  | Sundry Reserves | £2,002,000 | - | £2,002,000 | - | £2,002,000 | - | £2,002,000 | - | - |
|  | Shareholder Funds | £101,931,000 | -14.3% | £118,991,000 | -16.3% | £142,208,000 | -14.5% | £166,411,000 | 14.8% | £144,945,000 |





Other Financial Items

| | Date Of Accounts | 30/04/17 | (%) | 30/04/16 | (%) | 30/04/15 | (%) | 30/04/14 | (%) | 30/04/13 |
|---|------------------|--------------------|---------------|--------------------|---------------|--------------------|---------------|---------------------|-------------|---------------------|
|  | Net Worth | £24,736,000 | -49.6% | £49,096,000 | -40.9% | £83,053,000 | -33.1% | £124,057,000 | 7.7% | £115,166,000 |



DISCLAIMER : This Report is **PRIVATE & CONFIDENTIAL** and it is prepared at the request of and for its use by the Subscriber only. The Subscriber shall use the contents of the Report merely as an aid to its business. Mira Inform Private Limited ("MIPL") has collated information/data in the Report, which have not been verified unless otherwise specifically mentioned in the Report. The Subscriber shall independently verify the accuracy and correctness of the information/data before in any way acting upon the same. MIPL shall not be liable for any harm, injury, loss or damage caused to the Subscriber due to default by the Subscriber's debtors/beneficiaries in fulfilling their obligations of any nature whatsoever. This Report or any of its portion shall not be used as a documentary evidence or otherwise before any investigative agencies or forum of law. This Report is confidential and proprietary to MIPL. The Subscriber and/or any other person(s) may not reproduce, publish or disclose any of the contents of the Report to others without the express authorization of MIPL. This Report is prepared and issued to the Subscriber without any risk, responsibility or liability on the part of MIPL or its officials.

ELEKTA LIMITED - 526050






PAGE NO. : 11

| | | | % | | % | | % | | | |
|---|--------------------------|---------------------|-------------------|---------------------|-------------------|---------------------|-------------------|---------------------|--------------|---------------------|
|  | Working Capital | £4,987,000 | - 81.1% | £26,356,000 | - 61.4% | £68,203,000 | - 45% | £123,942,000 | 0.8% | £122,975,000 |
|  | Total Assets | £474,824,000 | 15% | £413,025,000 | - 0.5% | £415,002,000 | 1% | £410,792,000 | 9.5% | £375,043,000 |
|  | Total Liabilities | £372,893,000 | 26.8% | £294,034,000 | 7.8% | £272,794,000 | 11.6% | £244,381,000 | 6.2% | £230,098,000 |
|  | Net Assets | £101,931,000 | - 14.3% | £118,991,000 | - 16.3% | £142,208,000 | - 14.5% | £166,411,000 | 14.8% | £144,945,000 |

Miscellaneous

| | Date Of Accounts | 30/04/17 | (%) | 30/04/16 | (%) | 30/04/15 | (%) | 30/04/14 | (%) | 30/04/13 |
|---|----------------------|---|------------|--------------|------------|--------------|------------|--------------|-------|--------------|
| | Contingent Liability | YES | - | YES | - | YES | - | YES | - | YES |
|  | Capital Employed | £115,265,000 | - 12.6% | £131,908,000 | - 16.3% | £157,680,000 | - 15.6% | £186,930,000 | 13.5% | £164,729,000 |
|  | Number of Employees | 654 | - 7.8% | 709 | - 5.1% | 747 | 8.4% | 689 | 15.8% | 595 |
| | Accountants | | | | | | | | | |
| | Auditors | PRICEWATERHOUSECOOPERS LLP | | | | | | | | |
| | Auditor Comments | The audit report contains no adverse comments | | | | | | | | |
| | Bankers | HSBC BANK PLC | | | | | | | | |
| | Bank Branch Code | | | | | | | | | |

Ratios

| | Date Of Accounts | 30/04/17 | 30/04/16 | 30/04/15 | 30/04/14 | 30/04/13 |
|---|---------------------------|----------|----------|----------|----------|----------|
|  | Pre-tax profit margin % | -3.97 | -2.16 | 4.88 | 11.53 | 14.20 |
|  | Current ratio | 1.01 | 1.09 | 1.27 | 1.55 | 1.58 |
|  | Sales/Net Working Capital | 81.93 | 14.48 | 6.31 | 3.96 | 3.60 |
|  | Gearing % | 13.10 | 24.30 | 13.40 | 12.30 | 13.60 |
|  | Equity in % | 25.60 | 34.70 | 40 | 45.20 | 42 |

DISCLAIMER : This Report is **PRIVATE & CONFIDENTIAL** and it is prepared at the request of and for its use by the Subscriber only. The Subscriber shall use the contents of the Report merely as an aid to its business. Mira Inform Private Limited ("MIPL") has collated information/data in the Report, which have not been verified unless otherwise specifically mentioned in the Report. The Subscriber shall independently verify the accuracy and correctness of the information/data before in any way acting upon the same. MIPL shall not be liable for any harm, injury, loss or damage caused to the Subscriber due to default by the Subscriber's debtors/beneficiaries in fulfilling their obligations of any nature whatsoever. This Report or any of its portion shall not be used as a documentary evidence or otherwise before any investigative agencies or forum of law. This Report is confidential and proprietary to MIPL. The Subscriber and/or any other person(s) may not reproduce, publish or disclose any of the contents of the Report to others without the express authorization of MIPL. This Report is prepared and issued to the Subscriber without any risk, responsibility or liability on the part of MIPL or its officials.

| | | | | | | |
|---|-----------------------------------|--------|-------|--------|-------|-------|
|  | Creditor Days | 42.49 | 41.58 | 45.22 | 48.12 | 51.81 |
|  | Debtor Days | 88.10 | 84.18 | 115.20 | 99.97 | 69.01 |
|  | Liquidity/Acid Test | 0.90 | 0.93 | 1.26 | 1.35 | 1.40 |
|  | Return On Capital Employed % | -14.07 | -6.24 | 13.31 | 30.27 | 38.13 |
|  | Return On Total Assets Employed % | -3.41 | -1.99 | 5.06 | 13.77 | 16.75 |
|  | Current Debt Ratio | 3.52 | 2.36 | 1.80 | 1.34 | 1.45 |
|  | Total Debt Ratio | 3.65 | 2.47 | 1.91 | 1.46 | 1.58 |
|  | Stock Turnover Ratio % | 9.21 | 11.61 | - | 9.09 | 8.71 |
|  | Return on Net Assets Employed % | -15.92 | -6.91 | 14.76 | 34 | 43.34 |

Report Notes

There are no notes to display.

Status History

No Status History found

EVENT HISTORY

| Date | Description |
|------------|--|
| 09/06/2018 | Payment Data Update Received |
| 29/11/2017 | New Board Member M. Wolleswinkel appointed |
| 22/11/2017 | Payment Data Update Received |
| 22/11/2017 | New Board Member Mr J. Lapre appointed |
| 22/11/2017 | New Board Member Mr I. Panagiotelis appointed |
| 22/11/2017 | New Board Member Mr R. Hausmann appointed |
| 14/11/2017 | Payment Data Update Received |
| 14/10/2017 | New Accounts Filed |
| 14/10/2017 | New Accounts Filed |
| 11/10/2017 | Payment Data Update Received |
| 11/10/2017 | Dr G.P. Wood has resigned as company secretary |
| 11/10/2017 | Mr D.I. Alexander has left the board |
| 11/10/2017 | Mr J.A. Sedihn has left the board |
| 11/10/2017 | Mr P.H. Bergstrom has left the board |
| 11/10/2017 | New Company Secretary Ms S. Cookman appointed |

DISCLAIMER : This Report is **PRIVATE & CONFIDENTIAL** and it is prepared at the request of and for its use by the Subscriber only. The Subscriber shall use the contents of the Report merely as an aid to its business. Mira Inform Private Limited ("MIPL") has collated information/data in the Report, which have not been verified unless otherwise specifically mentioned in the Report. The Subscriber shall independently verify the accuracy and correctness of the information/data before in any way acting upon the same. MIPL shall not be liable for any harm, injury, loss or damage caused to the Subscriber due to default by the Subscriber's debtors/beneficiaries in fulfilling their obligations of any nature whatsoever. This Report or any of its portion shall not be used as a documentary evidence or otherwise before any investigative agencies or forum of law. This Report is confidential and proprietary to MIPL. The Subscriber and/or any other person(s) may not reproduce, publish or disclose any of the contents of the Report to others without the express authorization of MIPL. This Report is prepared and issued to the Subscriber without any risk, responsibility or liability on the part of MIPL or its officials.

PREVIOUS COMPANY NAMES

| Date | Previous Name |
|------------|-----------------------------|
| 22/07/2003 | ELEKTA ONCOLOGY SYSTEMS LTD |
| 30/01/1997 | REFAL 496 LIMITED |

Writ Details

No writs found

STATISTICS

| | |
|------------------|-----------------|
| Group | 4 companies |
| Linkages | 42 companies |
| Countries | In 22 countries |

SUMMARY

| | |
|---------------------------------|-------------------------|
| Holding Company | ELEKTA HOLDINGS LIMITED |
| Ownership Status | Wholly Owned |
| Ultimate Holding Company | ELEKTA AB (PUBL) |

GROUP STRUCTURE

| Company Name | Registered Number | Latest Key Financials | Consol. Accounts | Turnover |
|-------------------------|-------------------|-----------------------|------------------|---------------------|
| ELEKTA AB (PUBL) | 5561704015 | 30.04.2017 | Y | |
| CMS WORLDWIDE INC | N/A | - | - | |
| ELEKTA HOLDINGS LIMITED | 02699176 | 30.04.2017 | N | |
| ELEKTA LIMITED | 03244454 | 30.04.2017 | N | £408,575,000 |

DISCLAIMER : This Report is **PRIVATE & CONFIDENTIAL** and it is prepared at the request of and for its use by the Subscriber only. The Subscriber shall use the contents of the Report merely as an aid to its business. Mira Inform Private Limited ("MIPL") has collated information/data in the Report, which have not been verified unless otherwise specifically mentioned in the Report. The Subscriber shall independently verify the accuracy and correctness of the information/data before in any way acting upon the same. MIPL shall not be liable for any harm, injury, loss or damage caused to the Subscriber due to default by the Subscriber's debtors/beneficiaries in fulfilling their obligations of any nature whatsoever. This Report or any of its portion shall not be used as a documentary evidence or otherwise before any investigative agencies or forum of law. This Report is confidential and proprietary to MIPL. The Subscriber and/or any other person(s) may not reproduce, publish or disclose any of the contents of the Report to others without the express authorization of MIPL. This Report is prepared and issued to the Subscriber without any risk, responsibility or liability on the part of MIPL or its officials.

OTHER LINKED COMPANIES

| Name | Number | Latest Key Financials | Turnover |
|--|---------------|-----------------------|----------------|
| ELEKTA K.K. | 1010401084516 | 01.04.2014 | 13,700,000,000 |
| NEW NUCLETRON UK LIMITED | 06319468 | 30.04.2017 | |
| ELEKTA GMBH | HRB 125109 | 30.04.2016 | €62,213,956 |
| ELEKTA S.P.A. | MI1972717 | 30.04.2017 | €34,391,183 |
| ELEKTA INSTRUMENT AB | 5564920949 | 30.04.2017 | 1,079,265 KSEK |
| ELEKTA GMBH | HRB 63500 | 30.04.2012 | €38,196,494 |
| ELEKTA NV | 460510369 | 30.04.2017 | €7,460,128 |
| ELEKTA OY | 07562567 | 30.04.2017 | €10,040,000 |
| ISODOSE CONTROL B.V. | 30191600 | 31.03.2009 | |
| ELEKTA | 414404913 | 30.04.2017 | €40,547,175 |
| ELEKTA | 414404913 | 30.04.2017 | €40,547,175 |
| MEDICAL INTELLIGENCE MEDIZINTECHNIK GMBH | HRB 14835 | 30.04.2017 | €28,599,594 |
| THERANOSTIC MEDIZINTECHNIK GMBH | HRB 16351 | 31.12.2010 | |
| ELEKTA B.V. | 17097384 | 30.04.2016 | €20,745,000 |
| 3D LINE RESEARCH AND DEVELOPMENT S.R.L. | MI1843687 | 30.04.2015 | €2,490,447 |
| LEKSELL INSTITUTE AB | 5569426314 | 30.04.2017 | |
| ELEKTA CANADA INC. | 1146528519 | - | |
| NUCLETRON B.V. | 27303235 | 31.12.2010 | €75,880,000 |
| NUCLETRON B.V. | 30085856 | - | |
| NUCLETRON OPERATIONS B.V. | 30129540 | - | |

MORTGAGE DETAILS

| | |
|-----------------------|----------|
| Mortgage Type: | MORTGAGE |
|-----------------------|----------|

DISCLAIMER : This Report is **PRIVATE & CONFIDENTIAL** and it is prepared at the request of and for its use by the Subscriber only. The Subscriber shall use the contents of the Report merely as an aid to its business. Mira Inform Private Limited ("MIPL") has collated information/data in the Report, which have not been verified unless otherwise specifically mentioned in the Report. The Subscriber shall independently verify the accuracy and correctness of the information/data before in any way acting upon the same. MIPL shall not be liable for any harm, injury, loss or damage caused to the Subscriber due to default by the Subscriber's debtors/beneficiaries in fulfilling their obligations of any nature whatsoever. This Report or any of its portion shall not be used as a documentary evidence or otherwise before any investigative agencies or forum of law. This Report is confidential and proprietary to MIPL. The Subscriber and/or any other person(s) may not reproduce, publish or disclose any of the contents of the Report to others without the express authorization of MIPL. This Report is prepared and issued to the Subscriber without any risk, responsibility or liability on the part of MIPL or its officials.

ELEKTA LIMITED - 526050

PAGE NO. : 15

| | | | |
|--------------------------------|--|--|--|
| Date Charge Created: | 10/05/00 | | |
| Date Charge Registered: | 12/05/00 | | |
| Date Charge Satisfied: | 19/03/01 | | |
| Status: | SATISFIED | | |
| Person(s) Entitled: | FRED HUTCHINSON CANCER RESEARCH CENTER | | |
| Amount Secured: | ALL MONIES DUE OR TO BECOME DUE FROM THE COMPANY TO THE CHARGE IN RELATION TO THE PURCHASE AGREEMENT DATED 27 JULY 1999 (AS DEFINED) AND UNDER THIS MORTGAGE | | |
| Details: | THE EQUIPMENT AND ALL INSURANCES THEREON SEE THE MORTGAGE CHARGE DOCUMENT FOR FULL DETAILS | | |

CREDITOR DETAILS

| | Total Number | Total Value |
|-----------------|---------------------|--------------------|
| Trade Creditors | 0 | - |

No Creditor Data

TRADE DEBTORS / BAD DEBT DETAIL

| | Total Number of Documented Trade | Total Value of Documented Trade |
|---------------|---|--|
| Trade Debtors | 1 | £58,000 |

| Company Name | Amount | Statement Date |
|-------------------------|---------------|-----------------------|
| Finansco Healthcare Ltd | £58,000 | 04/04/2016 |

PREVIOUS DIRECTOR/COMPANY SECRETARIES

| Name | Current Active Appointments | Previous Appointments | Dissolved Companies |
|----------------------|------------------------------------|------------------------------|----------------------------|
| Lutz Hagen Schaefer | 0 | 1 | 0 |
| Laurent Leksell | 0 | 4 | 0 |
| David Charles Carter | 0 | 16 | 37 |
| Jonas Serlachius | 0 | 2 | 0 |
| Jonas Serlachius | 0 | 2 | 0 |
| Frank Harris Low | 0 | 1 | 0 |
| Manfred Sturm | 0 | 4 | 0 |
| Manfred Sturm | 0 | 4 | 0 |
| Volker Steiber | 0 | 2 | 0 |
| Mans Ekelof | 0 | 2 | 0 |

DISCLAIMER : This Report is **PRIVATE & CONFIDENTIAL** and it is prepared at the request of and for its use by the Subscriber only. The Subscriber shall use the contents of the Report merely as an aid to its business. Mira Inform Private Limited ("MIPL") has collated information/data in the Report, which have not been verified unless otherwise specifically mentioned in the Report. The Subscriber shall independently verify the accuracy and correctness of the information/data before in any way acting upon the same. MIPL shall not be liable for any harm, injury, loss or damage caused to the Subscriber due to default by the Subscriber's debtors/beneficiaries in fulfilling their obligations of any nature whatsoever. This Report or any of its portion shall not be used as a documentary evidence or otherwise before any investigative agencies or forum of law. This Report is confidential and proprietary to MIPL. The Subscriber and/or any other person(s) may not reproduce, publish or disclose any of the contents of the Report to others without the express authorization of MIPL. This Report is prepared and issued to the Subscriber without any risk, responsibility or liability on the part of MIPL or its officials.

| | | | |
|--------------------------------|---|----|-----|
| Fritz Harald Nils Bauer | 0 | 3 | 2 |
| Fritz Harald Nils Bauer | 0 | 3 | 2 |
| Per Gronwall | 0 | 2 | 0 |
| Catherine Geraldine Regan | 1 | 14 | 12 |
| Adrian Boxwell Leared | 0 | 4 | 0 |
| Adrian Boxwell Leared | 0 | 4 | 0 |
| Asa Maria Widholm Thunman | 0 | 2 | 0 |
| Per Hakan Bergstrom | 0 | 2 | 0 |
| Jeffrey Robert Boyman | 0 | 4 | 1 |
| Jeffrey Robert Boyman | 0 | 4 | 1 |
| Nils Chriser Sverker Glans | 0 | 1 | 0 |
| Samantha Jane Cookman | 0 | 3 | 0 |
| Joseph K Jachinowski | 0 | 1 | 0 |
| Johan Axel Edvin Alfred Sedihn | 1 | 3 | 0 |
| James Peter Hoey | 0 | 1 | 0 |
| Lars Olof Sanden | 0 | 1 | 0 |
| George Russell Sandars | 0 | 60 | 139 |
| William Dean Yaeger | 0 | 2 | 1 |
| David Ian Alexander | 0 | 1 | 0 |
| Samantha Cookman | 0 | 1 | 0 |
| Graham Peter Wood | 0 | 1 | 0 |

| | | | |
|--|---|------------------|---|
| Total Persons With Significant Control | 1 | Total Statements | 0 |
| Active | 1 | Active | 0 |
| Ceased | 0 | Ceased | 0 |

ACTIVE PERSONS WITH SIGNIFICANT CONTROL

| | | | |
|--------------------|---|---------------------|---|
| Name | Elekta Holdings Limited | Kind | Corporate Entity With Significant Control |
| Address | Linac House Fleming Way, Crawley | Notified On | 06/04/2016 |
| Post Code | RH10 9RR | Legal Form | Limited Liability Company Limited By Shares |
| Authority | Companies Act 2006 | Place Registered | Companies House |
| Country Registered | England And Wales | Registration Number | 02699176 |
| Nature Of Control | Ownership Of Shares 75 To 100 Percent, Voting Rights 75 To 100 Percent, Right To Appoint And Remove Directors | | |

DISCLAIMER : This Report is **PRIVATE & CONFIDENTIAL** and it is prepared at the request of and for its use by the Subscriber only. The Subscriber shall use the contents of the Report merely as an aid to its business. Mira Inform Private Limited ("MIPL") has collated information/data in the Report, which have not been verified unless otherwise specifically mentioned in the Report. The Subscriber shall independently verify the accuracy and correctness of the information/data before in any way acting upon the same. MIPL shall not be liable for any harm, injury, loss or damage caused to the Subscriber due to default by the Subscriber's debtors/beneficiaries in fulfilling their obligations of any nature whatsoever. This Report or any of its portion shall not be used as a documentary evidence or otherwise before any investigative agencies or forum of law. This Report is confidential and proprietary to MIPL. The Subscriber and/or any other person(s) may not reproduce, publish or disclose any of the contents of the Report to others without the express authorization of MIPL. This Report is prepared and issued to the Subscriber without any risk, responsibility or liability on the part of MIPL or its officials.

Ceased Persons With Significant Control

No Ceased Persons With Significant Control To Display

Active Statements

No Active Statements To Display

Ceased Statements

No Ceased Statements To Display

FOREIGN EXCHANGE RATES

| Currency | Unit | Indian Rupees |
|-----------|------|---------------|
| US Dollar | 1 | INR 70.23 |
| UK Pound | 1 | INR 89.37 |
| Euro | 1 | INR 79.97 |
| GBP | 1 | INR 89.11 |

Note : Above are approximate rates obtained from sources believed to be correct

INFORMATION DETAILS

| | |
|-----------------------------|-----|
| Analysis Done by : | NIS |
| Report Prepared by : | SYL |

DISCLAIMER : This Report is **PRIVATE & CONFIDENTIAL** and it is prepared at the request of and for its use by the Subscriber only. The Subscriber shall use the contents of the Report merely as an aid to its business. Mira Inform Private Limited ("MIPL") has collated information/data in the Report, which have not been verified unless otherwise specifically mentioned in the Report. The Subscriber shall independently verify the accuracy and correctness of the information/data before in any way acting upon the same. MIPL shall not be liable for any harm, injury, loss or damage caused to the Subscriber due to default by the Subscriber's debtors/beneficiaries in fulfilling their obligations of any nature whatsoever. This Report or any of its portion shall not be used as a documentary evidence or otherwise before any investigative agencies or forum of law. This Report is confidential and proprietary to MIPL. The Subscriber and/or any other person(s) may not reproduce, publish or disclose any of the contents of the Report to others without the express authorization of MIPL. This Report is prepared and issued to the Subscriber without any risk, responsibility or liability on the part of MIPL or its officials.

RATING EXPLANATIONS

| Credit Rating | Explanation | Rating Comments |
|----------------------|--------------------|--|
| A++ | Minimum Risk | Business dealings permissible with minimum risk of default |
| A+ | Low Risk | Business dealings permissible with low risk of default |
| A | Acceptable Risk | Business dealings permissible with moderate risk of default |
| B | Medium Risk | Business dealings permissible on a regular monitoring basis |
| C | Medium High Risk | Business dealings permissible preferably on secured basis |
| D | High Risk | Business dealing not recommended or on secured terms only |
| NB | New Business | No recommendation can be done due to business in infancy stage |
| NT | No Trace | No recommendation can be done as the business is not traceable |

NB is stated where there is insufficient information to facilitate rating. However, it is not to be considered as unfavourable.

This score serves as a reference to assess SC's credit risk and to set the amount of credit to be extended. It is calculated from a composite of weighted scores obtained from each of the major sections of this report. The assessed factors are as follows:

- Financial condition covering various ratios
- Company background and operations size
- Promoters / Management background
- Payment record
- Litigation against the subject
- Industry scenario / competitor analysis
- Supplier / Customer / Banker review (wherever available)