

## MIRA INFORM REPORT

|               |            |
|---------------|------------|
| Report No. :  | 525476     |
| Report Date : | 20.08.2018 |

### IDENTIFICATION DETAILS

|  |   |
|--|---|
| Name :   | PENNAR INDUSTRIES LIMITED (w.e.f.30.09.1998)  |
| Formerly Known As :                              | PENNAR STEELS LIMITED   |
| Registered Office :                              | Floor No. 3, DHFLVC Silicon Towers, Kondapur, Hyderabad - 500084, Andhra Pradesh  |
| Tel. No.:  | 91-40-40061621 to 24  |
| Country :  | India   |
| Financials (as on) :                             | 31.03.2018  |
| Date of Incorporation :                          | 08.08.1975  |
| CIN No.:<br>[Company Identification No.]         | L27109AP1975PLC001919   |
| Capital Investment / Paid-up Capital :           | INR 601.700 Million   |
| IEC No.:<br>[Import-Export Code No.]             | 0990004317  |
| TIN No.:   | 36510135751   |
| PAN No.:<br>[Permanent Account No.]              | AABCP3074H  |
| GSTN :<br>[Goods & Service Tax Registration No.] | 36AABCP3074H1ZH   |
| Legal Form :                                     | A Public Limited Liability Company. The Company's Shares are Listed on the Stock Exchanges.   |
| Line of Business :                               | Manufacturer of Cold Roll Formed Sections, Cold Rolled Steel Strips, Metal Crash Barriers, Industrial Components, ERW and Precision Tubes, Solar Mounting Structures and Hydraulic Cylinders. (Registered Activity) |

**DISCLAIMER** : This Report is **PRIVATE & CONFIDENTIAL** and it is prepared at the request of and for its use by the Subscriber only. The Subscriber shall use the contents of the Report merely as an aid to its business. Mira Inform Private Limited ("MIPL") has collated information/data in the Report, which have not been verified unless otherwise specifically mentioned in the Report. The Subscriber shall independently verify the accuracy and correctness of the information/data before in any way acting upon the same. MIPL shall not be liable for any harm, injury, loss or damage caused to the Subscriber due to default by the Subscriber's debtors/beneficiaries in fulfilling their obligations of any nature whatsoever. This Report or any of its portion shall not be used as a documentary evidence or otherwise before any investigative agencies or forum of law. This Report is confidential and proprietary to MIPL. The Subscriber and/or any other person(s) may not reproduce, publish or disclose any of the contents of the Report to others without the express authorization of MIPL. This Report is prepared and issued to the Subscriber without any risk, responsibility or liability on the part of MIPL or its officials.

|                           |                      |
|---------------------------|----------------------|
| <b>No. of Employees :</b> | 1515 (Approximately) |
|---------------------------|----------------------|

**RATING & COMMENTS**  
(Mira Inform has adopted New Rating mechanism w.e.f. 23<sup>rd</sup> January 2017)

|                        |           |
|------------------------|-----------|
| <b>MIRA's Rating :</b> | <b>A+</b> |
|------------------------|-----------|

| Credit Rating | Explanation | Rating Comments  |
|---------------|-------------|--|
| A+            | Low Risk    | Business dealings permissible with low risk of default |

|                            |  |
|----------------------------|--|
| <b>Status :</b>            | Good   |
| <b>Payment Behaviour :</b> | Regular  |
| <b>Litigation :</b>        | Exist  |
| <b>Comments :</b>          | <p>Subject was incorporated in the year 1975, based in Hyderabad (Telangana) and it is engaged in manufacturing of Cold Rolled Steel Strips, Precision Tubes, Engineered Steel Products and Cold Rolled Formed Sections.</p> <p>As per financials of March 2018, the company has registered growth of 16.75% in its revenue as compared to its previous year's revenue and reported fair profit margin of 4.35%.</p> <p>Rating takes into consideration the company's established track record of business operations marked by sound net worth base along with comfortable debt coverage indicators and good liquidity position.</p> <p>Rating continuous to derive strength from experience management team and wide product range with presence across diversified business segments</p> <p>Share are quoted high on Stock Exchanges. (Share are traded at a price of INR 45.60 against its face value of INR 5.)</p> <p>However, rating strength is partially offset by risks related susceptibility of its profitability to volatility in raw material and intense competition from other organized and unorganized in the industry.</p> <p>As per unaudited quarterly financials of June 2018, the company has achieved a revenue of INR 3430 million and has reported average profit margin of 2.29%.</p> <p>Payments seems to be regular.</p> <p>In view of aforesaid, the company can be considered good for business dealings at usual trade terms and conditions.</p> |

**NOTES :**

Any query related to this report can be made on e-mail : [infodept@mirainform.com](mailto:infodept@mirainform.com) while quoting report number, name and date.

**ECGC Country Risk Classification List**

| Country Name | Previous Rating<br>(31.12.2017) | Current Rating<br>(01.04.2018) |
|--------------|---------------------------------|--------------------------------|
| India        | A1                              | A1                             |

| Risk Category        | ECGC Classification |
|----------------------|---------------------|
| Insignificant        | A1                  |
| Low Risk             | A2                  |
| Moderately Low Risk  | B1                  |
| Moderate Risk        | B2                  |
| Moderately High Risk | C1                  |
| High Risk            | C2                  |
| Very High Risk       | D                   |

**EXTERNAL AGENCY RATING**

|                           |   |
|---------------------------|---|
| <b>Rating Agency Name</b> | CARE  |
| <b>Rating</b>             | Long Term Rating = A                          |
| <b>Rating Explanation</b> | Adequate degree of safety and low credit risk |
| <b>Date</b>               | 08.01.2018                                    |

|                           |  |
|---------------------------|--|
| <b>Rating Agency Name</b> | CARE   |
| <b>Rating</b>             | Short Term Rating = A1                                     |
| <b>Rating Explanation</b> | Very strong degree of safety and carry lowest credit risk. |
| <b>Date</b>               | 08.01.2018   |

**RBI DEFAULTERS' LIST STATUS**

Subject's name is not enlisted as a defaulter in the publicly available RBI Defaulters' list.

**EPF (Employee Provident Fund) DEFAULTERS' LIST STATUS**

Subject's name is not enlisted as a defaulter in the publicly available EPF (Employee Provident Fund) Defaulters' list as of 31-03-2018.

**BIFR (Board for Industrial & Financial Reconstruction) LISTING STATUS**

**DISCLAIMER :** This Report is **PRIVATE & CONFIDENTIAL** and it is prepared at the request of and for its use by the Subscriber only. The Subscriber shall use the contents of the Report merely as an aid to its business. Mira Inform Private Limited ("MIPL") has collated information/data in the Report, which have not been verified unless otherwise specifically mentioned in the Report. The Subscriber shall independently verify the accuracy and correctness of the information/data before in any way acting upon the same. MIPL shall not be liable for any harm, injury, loss or damage caused to the Subscriber due to default by the Subscriber's debtors/beneficiaries in fulfilling their obligations of any nature whatsoever. This Report or any of its portion shall not be used as a documentary evidence or otherwise before any investigative agencies or forum of law. This Report is confidential and proprietary to MIPL. The Subscriber and/or any other person(s) may not reproduce, publish or disclose any of the contents of the Report to others without the express authorization of MIPL. This Report is prepared and issued to the Subscriber without any risk, responsibility or liability on the part of MIPL or its officials.

Subject's name is not listed as a Sick Unit in the publicly available BIFR (Board for Industrial & Financial Reconstruction) list as of 20.08.2018.

**IBBI (Insolvency and Bankruptcy Board of India) LISTING STATUS**

Subject's name is not listed in the publicly available IBBI (Insolvency and Bankruptcy Board of India) list as of report date.

**INFORMATION DECLINED**

**MANAGEMENT NON-COOPERATIVE [TEL. NO.: 91-40-40061621]**

**LOCATIONS**

|                                      |  |
|--------------------------------------|--|
| <b>Registered/ Head Office :</b>     | Floor No. 3, DHFLVC Silicon Towers, Kondapur, Hyderabad - 500084, Andhra Pradesh , India   |
| <b>Tel. No.:</b>                     | 91-40-40061621 to 24   |
|                                      | 91-9822040122 [Mr. Raghavan Vijay]   |
| <b>Fax No.:</b>                      | 91-40-40061618   |
| <b>E-Mail :</b>                      | <a href="mailto:psteel@hdl.vsnl.net.in">psteel@hdl.vsnl.net.in</a><br><a href="mailto:contact@pennarindia.com">contact@pennarindia.com</a><br><a href="mailto:pilhyd@bsnl.in">pilhyd@bsnl.in</a><br><a href="mailto:pilhyd@sancharnet.in">pilhyd@sancharnet.in</a><br><a href="mailto:corporatecommunications@pennarindia.com">corporatecommunications@pennarindia.com</a> |
| <b>Website :</b>                     | <a href="http://www.pennarindia.com">www.pennarindia.com</a>   |
| <b>Corporate Office / Factory 1:</b> | <b>Patancheru Unit</b><br>IDA, Patancheru - 502319, Medak District, Telangana , India  |
| <b>Tel. No.:</b>                     | 91-8455-242184 To 242193   |
| <b>Fax No.:</b>                      | 91-8455-242424 / 242161  |
| <b>Factory 2 :</b>                   | <b>Isnapur Unit</b><br>Isnapur Village - 502307, Medak (District), Telangana , India   |
| <b>Tel. No.:</b>                     | 91-8455-226615 / 17  |
| <b>Fax No.:</b>                      | 91-8455-226412   |
| <b>Factory 3 :</b>                   | <b>Tarapur Unit</b><br>J-72, MIDC, Tarapur – 401506, Maharashtra, India  |
| <b>Tel. No.:</b>                     | 91-2525-272517 / 609 / 429   |
| <b>Fax No.:</b>                      | 91-2525 272536   |
| <b>Factory 4 :</b>                   | <b>Chennai Unit</b><br>Kannigaipair Village, Periyapalem Main Road, Tiruvellore District-601102, Tamilnadu, India  |
| <b>Tel. No.:</b>                     | 91-44-27629042 / 27601009 / 27601010   |

**DISCLAIMER :** This Report is **PRIVATE & CONFIDENTIAL** and it is prepared at the request of and for its use by the Subscriber only. The Subscriber shall use the contents of the Report merely as an aid to its business. Mira Inform Private Limited ("MIPL") has collated information/data in the Report, which have not been verified unless otherwise specifically mentioned in the Report. The Subscriber shall independently verify the accuracy and correctness of the information/data before in any way acting upon the same. MIPL shall not be liable for any harm, injury, loss or damage caused to the Subscriber due to default by the Subscriber's debtors/beneficiaries in fulfilling their obligations of any nature whatsoever. This Report or any of its portion shall not be used as a documentary evidence or otherwise before any investigative agencies or forum of law. This Report is confidential and proprietary to MIPL. The Subscriber and/or any other person(s) may not reproduce, publish or disclose any of the contents of the Report to others without the express authorization of MIPL. This Report is prepared and issued to the Subscriber without any risk, responsibility or liability on the part of MIPL or its officials.

|                        |  |
|------------------------|--|
| <b>Fax No.:</b>        | 91-44-2762 9298  |
| <b>Factory 5 :</b>     | <b>Hosur Unit</b><br>43, SIDCO Industrial Estate, II Phase, Hosur, Tamilnadu, India  |
| <b>Branch Office :</b> | No.E9-A, SIDCO Industrial Estate, V Phase, Sipcot, Hosur-635126, Tamilnadu, India  |
| <b>Sales Offices :</b> | <b>Located at:</b> <ul style="list-style-type: none"> <li>• Bangalore</li> <li>• Chennai</li> <li>• Coimbatore</li> <li>• Faridabad</li> <li>• Hosur</li> <li>• Vadodara</li> <li>• Ahmedabad</li> <li>• Jamshedpur</li> <li>• Kolkata</li> <li>• Mumbai</li> <li>• Pune</li> <li>• Delhi</li> </ul> |

**DIRECTORS**

**AS ON: 31.03.2018**

|                              |   |
|------------------------------|---|
| <b>Name :</b>                | Mr. Aditya Rao  |
| <b>Designation :</b>         | Managing Director   |
| <b>Address :</b>             | 8-2-293/82/A/381, 442, Plot No. 381, Road No. 10, Jubilee Hills, Hyderabad-500033, Telangana, India |
| <b>Date of Birth/Age :</b>   | 06.12.1981  |
| <b>Qualification :</b>       | Master's degree in Engineering Management from Cornell University, New York, USA                    |
| <b>Experience :</b>          | Experience in Corporate Business Planning   |
| <b>Date of Appointment :</b> | 30.09.2014  |
| <b>DIN No.:</b>              | 01307343  |
| <b>Name :</b>                | Joginapally Venkata Nrupender Rao   |
| <b>Designation :</b>         | Whole-time Director   |
| <b>Address :</b>             | Plot No.381, Road No.10, Jubilee Hills, Hyderabad-500033, Telangana, India                          |
| <b>Date of Appointment :</b> | 01.04.2013  |
| <b>DIN No.:</b>              | 00089922  |
| <b>Name :</b>                | Mrs. Lavanya Kumar Rao Kondapally   |
| <b>Designation :</b>         | Whole-time Director   |

**DISCLAIMER :** This Report is **PRIVATE & CONFIDENTIAL** and it is prepared at the request of and for its use by the Subscriber only. The Subscriber shall use the contents of the Report merely as an aid to its business. Mira Inform Private Limited ("MIPL") has collated information/data in the Report, which have not been verified unless otherwise specifically mentioned in the Report. The Subscriber shall independently verify the accuracy and correctness of the information/data before in any way acting upon the same. MIPL shall not be liable for any harm, injury, loss or damage caused to the Subscriber due to default by the Subscriber's debtors/beneficiaries in fulfilling their obligations of any nature whatsoever. This Report or any of its portion shall not be used as a documentary evidence or otherwise before any investigative agencies or forum of law. This Report is confidential and proprietary to MIPL. The Subscriber and/or any other person(s) may not reproduce, publish or disclose any of the contents of the Report to others without the express authorization of MIPL. This Report is prepared and issued to the Subscriber without any risk, responsibility or liability on the part of MIPL or its officials.

|                              |  |
|------------------------------|--|
| <b>Address :</b>             | 2-1-73/1, Nallakunta, Hyderabad-500044, Telangana, India   |
| <b>Date of Appointment :</b> | 07.05.2014   |
| <b>DIN No.:</b>              | 01710629   |
| <b>Name :</b>                | Mr. Kamalakar Rao Bandari  |
| <b>Designation :</b>         | Director   |
| <b>Address :</b>             | 603, Bandari Residency, Begumpet, Hyderabad-500016, Telangana, India                               |
| <b>Date of Appointment :</b> | 30.01.2009   |
| <b>DIN No.:</b>              | 00038686   |
| <b>Name :</b>                | Mr. Comandur Parthasarathy   |
| <b>Designation :</b>         | Director   |
| <b>Address :</b>             | D No 8-2-293/82/A/648, Plot No 648, Road No. 34, Jubilee Hills, Hyderabad-500034, Telangana, India |
| <b>Date of Birth/Age :</b>   | 07.07.1955   |
| <b>Qualification :</b>       | B.SC/LL.B/FCA/FCS  |
| <b>Experience :</b>          | Experience in the field of management  |
| <b>Date of Appointment :</b> | 09.11.2015   |
| <b>DIN No.:</b>              | 00079232   |
| <b>Name :</b>                | Mr. Manish Mahendra Sabharwal  |
| <b>Designation :</b>         | Director   |
| <b>Address :</b>             | 48, Hatkesh Society, N/S Road No. 7, Juhu, Mumbai-400049, Maharashtra, India                       |
| <b>Date of Appointment :</b> | 22.04.2011   |
| <b>DIN No.:</b>              | 00969601   |
| <b>Name :</b>                | Mr. Ravi Chachra   |
| <b>Designation :</b>         | Director   |
| <b>Address :</b>             | Ravi Chachra, 26, Silver Brook Road, Westport Ct 068801523 US                                      |
| <b>Date of Appointment :</b> | 29.07.2006   |
| <b>DIN No.:</b>              | 01298145   |
| <b>Name :</b>                | Mr. Vishal Satinder Sood   |
| <b>Designation :</b>         | Director   |
| <b>Address :</b>             | B 902, Central Park 1, Golf Course Road, Sector - 42, Gurugram-122002, Haryana, India              |
| <b>Date of Birth/Age :</b>   | 23.02.1972   |
| <b>Qualification :</b>       | B.E. M.B.A from IIM Ahmedabad  |
| <b>Experience :</b>          | Experience in the field of management  |
| <b>Date of Appointment :</b> | 31.01.2012   |
| <b>DIN No.:</b>              | 01780814   |
| <b>Name :</b>                | Mr. Varun Chawla   |
| <b>Designation :</b>         | Director   |
| <b>Address :</b>             | A-65-A, Nizamuddin East, New Delhi-110013, India   |
| <b>Date of Appointment :</b> | 09.11.2012   |

**DISCLAIMER :** This Report is **PRIVATE & CONFIDENTIAL** and it is prepared at the request of and for its use by the Subscriber only. The Subscriber shall use the contents of the Report merely as an aid to its business. Mira Inform Private Limited ("MIPL") has collated information/data in the Report, which have not been verified unless otherwise specifically mentioned in the Report. The Subscriber shall independently verify the accuracy and correctness of the information/data before in any way acting upon the same. MIPL shall not be liable for any harm, injury, loss or damage caused to the Subscriber due to default by the Subscriber's debtors/beneficiaries in fulfilling their obligations of any nature whatsoever. This Report or any of its portion shall not be used as a documentary evidence or otherwise before any investigative agencies or forum of law. This Report is confidential and proprietary to MIPL. The Subscriber and/or any other person(s) may not reproduce, publish or disclose any of the contents of the Report to others without the express authorization of MIPL. This Report is prepared and issued to the Subscriber without any risk, responsibility or liability on the part of MIPL or its officials.

|                              |   |
|------------------------------|---|
| <b>DIN No.:</b>              | 02097425  |
| <b>Name :</b>                | Potluri Venkateswara Rao  |
| <b>Designation :</b>         | Director  |
| <b>Address :</b>             | 179, Ushodaya Enclave, HIG, Phase-II, Road No.1, Kanaka Miyapur, Hyderabad-500049, Telangana, India |
| <b>Date of Birth/Age :</b>   | 15.08.1959  |
| <b>Qualification :</b>       | B. Tech (Civil Engineering)   |
| <b>Experience :</b>          | Experience in the field of management   |
| <b>Date of Appointment :</b> | 30.03.2016  |
| <b>DIN No.:</b>              | 03157581  |
| <b>Name :</b>                | Mrs. Sita Vanka   |
| <b>Designation :</b>         | Director  |
| <b>Address :</b>             | 2-2-1137/3/1/1, New Nallakunta, Hyderabad-500044, Telangana, India                                  |
| <b>Date of Appointment :</b> | 30.09.2015  |
| <b>DIN No.:</b>              | 07016012  |
| <b>Name :</b>                | Eric James Brown  |
| <b>Designation :</b>         | Additional Director   |
| <b>Address :</b>             | 18 Rosedown PI The Woodlands TX 773820000 US  |
| <b>Date of Appointment :</b> | 10.11.2017  |
| <b>DIN No.:</b>              | 07670880  |

**KEY EXECUTIVES**

|                              |   |
|------------------------------|---|
| <b>Name :</b>                | Mr. Srinivasa Krishna Prasad Jammalamadaka  |
| <b>Designation :</b>         | Chief Financial Officer (KMP)   |
| <b>Address :</b>             | H. No: 2-37/14, Plot No 68, Vinayakanagar Colony, Indiranagar, Serilingampally, Gachibowl I, Hyderabad-500032, Telangana, India |
| <b>Date of Appointment :</b> | 13.05.2015  |
| <b>PAN No.:</b>              | ADOPJ9858L  |
| <b>Name :</b>                | Mr. Mohammed Ali Baig Mirza   |
| <b>Designation :</b>         | Company Secretary   |
| <b>Address :</b>             | H No. 5-61, Shashadri Nagar, Mahabub Nagar-509001, Andhra Pradesh, India  |
| <b>Date of Appointment :</b> | 06.12.2013  |
| <b>PAN No.:</b>              | AXJPM4816G  |

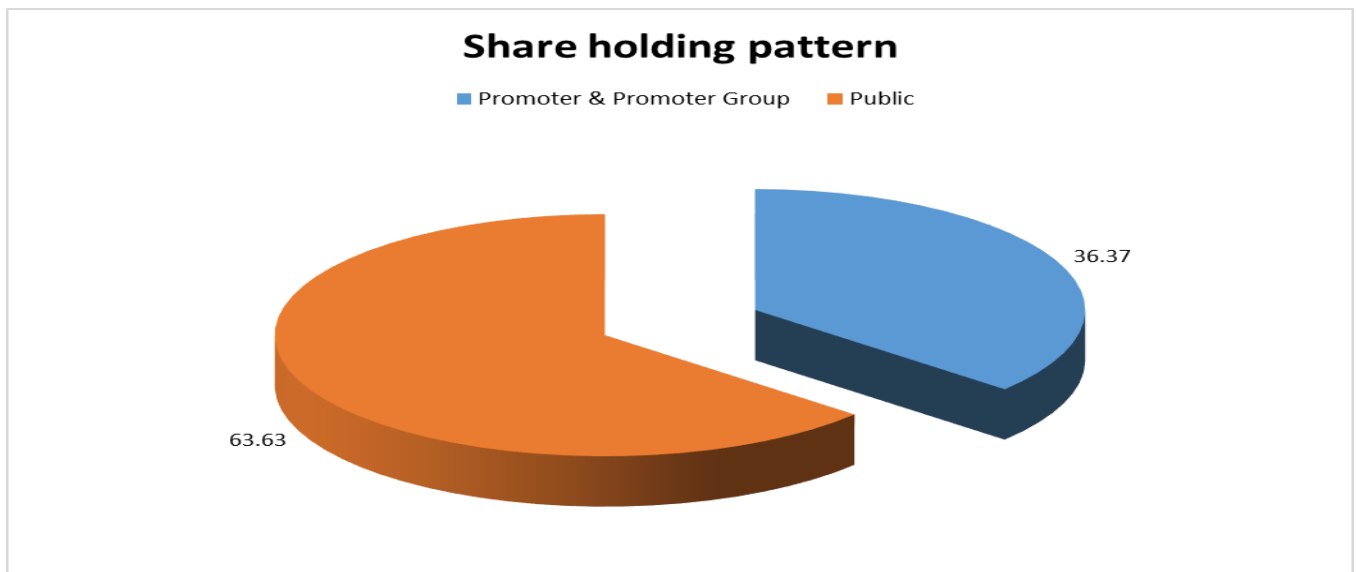
**MAJOR SHAREHOLDERS / SHAREHOLDING PATTERN**

**AS ON: 30.06.2018**

| <b>Category of Shareholder</b> | <b>No. of Shares</b> | <b>Shareholding as a % of total</b> |
|--------------------------------|----------------------|-------------------------------------|
|--------------------------------|----------------------|-------------------------------------|

**DISCLAIMER :** This Report is **PRIVATE & CONFIDENTIAL** and it is prepared at the request of and for its use by the Subscriber only. The Subscriber shall use the contents of the Report merely as an aid to its business. Mira Inform Private Limited ("MIPL") has collated information/data in the Report, which have not been verified unless otherwise specifically mentioned in the Report. The Subscriber shall independently verify the accuracy and correctness of the information/data before in any way acting upon the same. MIPL shall not be liable for any harm, injury, loss or damage caused to the Subscriber due to default by the Subscriber's debtors/beneficiaries in fulfilling their obligations of any nature whatsoever. This Report or any of its portion shall not be used as a documentary evidence or otherwise before any investigative agencies or forum of law. This Report is confidential and proprietary to MIPL. The Subscriber and/or any other person(s) may not reproduce, publish or disclose any of the contents of the Report to others without the express authorization of MIPL. This Report is prepared and issued to the Subscriber without any risk, responsibility or liability on the part of MIPL or its officials.

|                               |                  | no. of shares<br>(calculated as<br>per SCRR,<br>1957)As a % of<br>(A+B+C2) |
|-------------------------------|------------------|--|
| (A) Promoter & Promoter Group | 43772197         | 36.37  |
| (B) Public                    | 76577317         | 63.63  |
| <b>Grand Total</b>            | <b>120349514</b> | <b>100.00</b>  |



**Statement showing shareholding pattern of the Promoter and Promoter Group**

| Category of shareholder            | No. of fully paid up equity shares held | Shareholding as a % of total no. of shares (calculated as per SCRR, 1957)As a % of (A+B+C2) |
|------------------------------------|---|---|
| A1) Indian                         |   | 0.00  |
| Individuals/Hindu undivided Family | 22777886                                | 18.93   |
| KONDAPALLY LAVANYA KUMAR RAO       | 82200                                   | 0.07  |
| KONDAPALLY LAKSHMAN RAO            | 95200                                   | 0.08  |
| Y MURALIDHAR RAO                   | 110400                                  | 0.09  |
| Y REKHA RAO                        | 159057                                  | 0.13  |

|                                 |                 |              |
|---------------------------------|-----------------|--------------|
| J RAJAYALAKSHMI                 | 4891000         | 4.06         |
| NRUPENDER RAO                   | 5097863         | 4.24         |
| ADITYA NARSING RAO              | 4979008         | 4.14         |
| J AVANTI RAO                    | 1537060         | 1.28         |
| KONDAPALLY SANDHYA              | 69600           | 0.06         |
| SUMATHA DEVI KONDAPALLY         | 234900          | 0.20         |
| JAYANTHI PULJAL                 | 2077500         | 1.73         |
| BHAVANA PULJAL                  | 1694017         | 1.41         |
| KALPANA PULJAL                  | 1750081         | 1.45         |
| Any Other (specify)             | 20994311        | 17.44        |
| PENNAR HOLDINGS PRIVATE LIMITED | 20994311        | 17.44        |
| <b>Sub Total A1</b>             | <b>43772197</b> | <b>36.37</b> |
| <b>A2) Foreign</b>              |                 | <b>0.00</b>  |
| <b>A=A1+A2</b>                  | <b>43772197</b> | <b>36.37</b> |

**Statement showing shareholding pattern of the Public shareholder**

| <b>Category &amp; Name of the Shareholders</b> | <b>No. of fully paid up equity shares held</b> | <b>Shareholding % calculated as per SCRR, 1957 As a % of (A+B+C2)</b> |
|--|--|---|
| B1) Institutions                               | 0  | 0.00  |
| Mutual Funds/                                  | 9454363  | 7.86  |
| FRANKLIN INDIA SMALLER COMPANIES FUND          | 9453413  | 7.85  |
| Venture Capital Funds                          | 100  | 0.00  |
| Alternate Investment Funds                     | 1345654  | 1.12  |
| ASHMORE INDIA OPPORTUNITIES FUND               | 1345654  | 1.12  |
| Foreign Portfolio Investors                    | 14388919                                       | 11.96   |

**DISCLAIMER** : This Report is **PRIVATE & CONFIDENTIAL** and it is prepared at the request of and for its use by the Subscriber only. The Subscriber shall use the contents of the Report merely as an aid to its business. Mira Inform Private Limited ("MIPL") has collated information/data in the Report, which have not been verified unless otherwise specifically mentioned in the Report. The Subscriber shall independently verify the accuracy and correctness of the information/data before in any way acting upon the same. MIPL shall not be liable for any harm, injury, loss or damage caused to the Subscriber due to default by the Subscriber's debtors/beneficiaries in fulfilling their obligations of any nature whatsoever. This Report or any of its portion shall not be used as a documentary evidence or otherwise before any investigative agencies or forum of law. This Report is confidential and proprietary to MIPL. The Subscriber and/or any other person(s) may not reproduce, publish or disclose any of the contents of the Report to others without the express authorization of MIPL. This Report is prepared and issued to the Subscriber without any risk, responsibility or liability on the part of MIPL or its officials.

|  |                 |              |
|--|-----------------|--------------|
| CLSA GLOBAL MARKETS PTE LTD  | 1728981         | 1.44         |
| SAIF INDIA IV FII HOLDINGS LIMITED                                 | 12138080        | 10.09        |
| Financial Institutions/ Banks                                      | 255369          | 0.21         |
| <b>Sub Total B1</b>  | <b>25444405</b> | <b>21.14</b> |
| B2) Central Government/ State<br>Government(s)/ President of India | 0               | 0.00         |
| B3) Non-Institutions   | 0               | 0.00         |
| Individual share capital upto INR 0.200 Million                    | 32126901        | 26.69        |
| Individual share capital in excess of INR 0.200<br>Million         | 8796088         | 7.31         |
| NBFCs registered with RBI  | 73969           | 0.06         |
| Any Other (specify)  | 10135954        | 8.42         |
| <b>Sub Total B3</b>  | <b>51132912</b> | <b>42.49</b> |
| <b>B=B1+B2+B3</b>  | <b>76577317</b> | <b>63.63</b> |

**BUSINESS DETAILS**

|                           |   |
|---------------------------|---|
| <b>Line of Business :</b> | Manufacturer of Cold Roll Formed Sections, Cold Rolled Steel Strips, Metal Crash Barriers, Industrial Components, ERW and Precision Tubes, Solar Mounting Structures and Hydraulic Cylinders. (Registered Activity) |
| <b>Brand Names :</b>      | Not Available   |
| <b>Agencies Held :</b>    | Not Available   |
| <b>Exports :</b>          | Not Divulged  |
| <b>Imports :</b>          | Not Divulged  |
| <b>Terms :</b>            |   |
| <b>Selling :</b>          | Not Divulged  |
| <b>Purchasing :</b>       | Not Divulged  |

**PRODUCTION STATUS: (NOT AVAILABLE)**

**DISCLAIMER :** This Report is **PRIVATE & CONFIDENTIAL** and it is prepared at the request of and for its use by the Subscriber only. The Subscriber shall use the contents of the Report merely as an aid to its business. Mira Inform Private Limited ("MIPL") has collated information/data in the Report, which have not been verified unless otherwise specifically mentioned in the Report. The Subscriber shall independently verify the accuracy and correctness of the information/data before in any way acting upon the same. MIPL shall not be liable for any harm, injury, loss or damage caused to the Subscriber due to default by the Subscriber's debtors/beneficiaries in fulfilling their obligations of any nature whatsoever. This Report or any of its portion shall not be used as a documentary evidence or otherwise before any investigative agencies or forum of law. This Report is confidential and proprietary to MIPL. The Subscriber and/or any other person(s) may not reproduce, publish or disclose any of the contents of the Report to others without the express authorization of MIPL. This Report is prepared and issued to the Subscriber without any risk, responsibility or liability on the part of MIPL or its officials.

**GENERAL INFORMATION**

|  |   |  |
|--|---|--|
| <b>Suppliers :</b>   | <b>Reference:</b>                                   | Not Divulged   |
|  | <b>Name of the Person (Designation):</b>            | --   |
|  | <b>Contact Number:</b>                              | --   |
|  | <b>Since how long known:</b>                        | --   |
|  | <b>Maximum limit dealt:</b>                         | --   |
|  | <b>Experience:</b>                                  | --   |
|  | <b>Remark</b>                                       | --   |
| <b>Customers :</b>   | <b>Reference:</b>                                   | Not Divulged   |
|  | <b>Name of the Person (Designation):</b>            | --   |
|  | <b>Contact Number:</b>                              | --   |
|  | <b>Since how long known:</b>                        | --   |
|  | <b>Maximum limit dealt:</b>                         | --   |
|  | <b>Experience:</b>                                  | --   |
|  | <b>Remark</b>                                       | --   |
| <b>No. of Employees : [As On 31.03.2017]</b>   | 1515 [Approximately]                                |  |
| <b>Bankers : [As On 31.03.2017]</b>  | <b>Bank Name:</b>                                   | State Bank of India  |
|  | <b>Branch:</b>                                      | IFB Branch, H No. 6-3-1109/1, Hyderabad - 500082, Telangana, India |
|  | <b>Person Name (with Designation):</b>              | --   |
|  | <b>Contact Number:</b>                              | 91-40-23414058 (Ringing)   |
|  | <b>Name of Account Holder:</b>                      | --   |
|  | <b>Account Number:</b>                              | --   |
|  | <b>Account Since (Date/ Year of A/c Opening):</b>   | --   |
|  | <b>Average Balance Maintained (Optional):</b>       | --   |
|  | <b>Credit Facilities Enjoyed (CC/OD/Term Loan):</b> | --   |
|  | <b>Account Operation:</b>                           | --   |
|  | <b>IFSC No.:</b>                                    | SBIN0009103  |
|  | <b>Remarks:</b>                                     | --   |
| <ul style="list-style-type: none"> <li>• State Bank of Patiala</li> <li>• Axis Bank Limited</li> <li>• IFCI Limited</li> </ul> |   |  |

| Facilities : | SECURED LOANS  | 31.03.2018<br>(INR In Million) | 31.03.2017<br>(INR In Million) |
|--------------|--|--------------------------------|--------------------------------|
|              |  | <b>LONG-TERM BORROWINGS</b>    |                                |
|              | From Banks   |                                |                                |
|              | Axis Bank Limited                                    |                                | 500.000                        |
|              | State Bank of India                                  |                                | 48.400                         |
|              | IFCI Limited   |                                | 0.000                          |
|              | HDFC Bank Limited (Vehicle Loan)                     |                                | 1.400                          |
|              | From NBFC - Kotak Mahindra Prime Ltd (Vehicle loans) |                                | 0.700                          |
|              |  |                                |                                |
|              | <b>SHORT TERM BORROWINGS</b>                         |                                |                                |
|              | Cash Credit from Banks                               |                                |                                |
|              | State Bank of India                                  |                                | 477.400                        |
|              | Axis Bank Limited                                    |                                | 71.400                         |
|              | State Bank of Patiala                                |                                | 101.200                        |
|              |  |                                |                                |
|              | <b>Total</b>   | <b>NA</b>                      | <b>1200.500</b>                |

|   |   |
|---|---|
| <b>Statutory Auditors :</b><br>[As On 31.03.2017] |   |
| <b>Name :</b>                                     | Rambabu and Company<br>Chartered Accountants  |
| <b>Address :</b>                                  | 6-3-1090/1/A, Pancom Chambers, Rajbhavan Road, Somajiguda, Hyderabad – 500003, Telangana, India   |
| <b>Internal Auditors :</b><br>[As On 31.03.2017]  |   |
| <b>Name :</b>                                     | R Krishna and Associates<br>Chartered Accountants   |
| <b>Address :</b>                                  | Flat No.501, Indra Dhanush Pavani Estates, Road No.2, Banjara Hills, Hyderabad – 500034, Telangana, India                                       |
| <b>Cost Auditors :</b><br>[As On 31.03.2017]      |   |
| <b>Name :</b>                                     | Shaik and Associates<br>Cost Accountants  |
| <b>Address :</b>                                  | Flat No. 111, Block A, Gayathri Hills Apartments, Prashanth Hills, Near Raidurgam Police Station Junction, Hyderabad - 500032, Telangana, India |
| <b>Memberships :</b>                              | Not Available   |
| <b>Collaborators :</b>                            | Not Available   |
| <b>Common Director:</b>                           | Saven Technologies Limited  |

**DISCLAIMER :** This Report is **PRIVATE & CONFIDENTIAL** and it is prepared at the request of and for its use by the Subscriber only. The Subscriber shall use the contents of the Report merely as an aid to its business. Mira Inform Private Limited ("MIPL") has collated information/data in the Report, which have not been verified unless otherwise specifically mentioned in the Report. The Subscriber shall independently verify the accuracy and correctness of the information/data before in any way acting upon the same. MIPL shall not be liable for any harm, injury, loss or damage caused to the Subscriber due to default by the Subscriber's debtors/beneficiaries in fulfilling their obligations of any nature whatsoever. This Report or any of its portion shall not be used as a documentary evidence or otherwise before any investigative agencies or forum of law. This Report is confidential and proprietary to MIPL. The Subscriber and/or any other person(s) may not reproduce, publish or disclose any of the contents of the Report to others without the express authorization of MIPL. This Report is prepared and issued to the Subscriber without any risk, responsibility or liability on the part of MIPL or its officials.

|   |   |
|---|---|
| [As On 31.03.2017]                                  |   |
| <b>Subsidiary Companies :</b><br>[As On 31.03.2017] | <ul style="list-style-type: none"> <li>• Pennar Engineered Building Systems Limited</li> <li>• Pennar Enviro Limited</li> <li>• New Era Enviro Ventures (Karimnagar) Private Limited</li> </ul> |

**CAPITAL STRUCTURE**

**AS ON 31.03.2018**

**Authorised Capital : Not Available**

**Issued, Subscribed & Paid-up Capital : INR 601.700 Million**

**AS ON: 31.03.2017**

**Authorised Capital :**

| No. of Shares | Type   | Value          | Amount                      |
|---------------|--|----------------|-----------------------------|
| 150000000     | Equity Shares  | INR 5/- each   | INR 750.000 Million         |
| 500000        | Series - A : Cumulative Redeemable Preference Shares | INR 100/- each | INR 50.000 Million          |
| 40000000      | Series - B : Cumulative Redeemable Preference Shares | INR 5/- each   | INR 200.000 Million         |
|               | <b>Total</b>   |                | <b>INR 1000.000 Million</b> |

**Issued, Subscribed & Paid-up Capital :**

| No. of Shares | Type          | Value        | Amount              |
|---------------|---------------|--------------|---------------------|
| 120349514     | Equity Shares | INR 5/- each | INR 601.700 Million |

**FINANCIAL DATA**  
*[all figures are in INR Million]*

**ABRIDGED BALANCE SHEET**

| SOURCES OF FUNDS                          | 31.03.2018 | 31.03.2017 | 31.03.2016 |
|---|------------|------------|------------|
| <b>I. EQUITY AND LIABILITIES</b>          |            |            |            |
| <b>(1) Shareholders' Funds</b>            |            |            |            |
| (a) Share Capital                         | 601.700    | 601.700    | 601.700    |
| (b) Reserves & Surplus                    | 3458.000   | 3232.900   | 2957.200   |
| (c) Money received against share warrants | 0.000      | 0.000      | 0.000      |

**DISCLAIMER :** This Report is **PRIVATE & CONFIDENTIAL** and it is prepared at the request of and for its use by the Subscriber only. The Subscriber shall use the contents of the Report merely as an aid to its business. Mira Inform Private Limited ("MIPL") has collated information/data in the Report, which have not been verified unless otherwise specifically mentioned in the Report. The Subscriber shall independently verify the accuracy and correctness of the information/data before in any way acting upon the same. MIPL shall not be liable for any harm, injury, loss or damage caused to the Subscriber due to default by the Subscriber's debtors/beneficiaries in fulfilling their obligations of any nature whatsoever. This Report or any of its portion shall not be used as a documentary evidence or otherwise before any investigative agencies or forum of law. This Report is confidential and proprietary to MIPL. The Subscriber and/or any other person(s) may not reproduce, publish or disclose any of the contents of the Report to others without the express authorization of MIPL. This Report is prepared and issued to the Subscriber without any risk, responsibility or liability on the part of MIPL or its officials.

|   |                  |                 |                 |
|---|------------------|-----------------|-----------------|
| (2) Share Application money pending allotment | 0.000            | 0.000           | 0.000           |
| <b>Total Shareholders' Funds (1) + (2)</b>    | <b>4059.700</b>  | <b>3834.600</b> | <b>3558.900</b> |
| <b>(3) Non-Current Liabilities</b>            |                  |                 |                 |
| (a) Long-term borrowings                      | 832.600          | 780.900         | 855.700         |
| (b) Deferred tax liabilities (Net)            | 296.700          | 263.900         | 244.500         |
| (c) Other long term liabilities               | 78.600           | 0.000           | 0.000           |
| (d) long-term provisions                      | 21.800           | 14.900          | 12.100          |
| <b>Total Non-current Liabilities (3)</b>      | <b>1229.700</b>  | <b>1059.700</b> | <b>1112.300</b> |
| <b>(4) Current Liabilities</b>                |                  |                 |                 |
| (a) Short term borrowings                     | 1522.300         | 650.000         | 965.100         |
| (b) Trade payables                            | 2721.400         | 2572.500        | 1994.000        |
| (c) Other current liabilities                 | 590.500          | 272.300         | 342.100         |
| (d) Short-term provisions                     | 10.400           | 83.400          | 46.900          |
| <b>Total Current Liabilities (4)</b>          | <b>4844.600</b>  | <b>3578.200</b> | <b>3348.100</b> |
| <b>TOTAL</b>                                  | <b>10134.000</b> | <b>8472.500</b> | <b>8019.300</b> |
| <b>II. ASSETS</b>                             |                  |                 |                 |
| <b>(1) Non-current assets</b>                 |                  |                 |                 |
| (a) Fixed Assets                              |                  |                 |                 |
| (i) Tangible assets                           | 2669.800         | 2030.500        | 2048.200        |
| (ii) Intangible Assets                        | 107.000          | 111.400         | 117.700         |
| (iii) Capital work-in-progress                | 194.500          | 81.800          | 2.000           |
| (iv) Intangible assets under development      | 0.000            | 0.000           | 0.000           |
| (b) Non-current Investments                   | 246.000          | 629.000         | 723.100         |
| (c) Deferred tax assets (net)                 | 0.000            | 0.000           | 0.000           |
| (d) Long-term Loan and Advances               | 100.100          | 0.000           | 0.000           |
| (e) Other Non-current assets                  | 138.600          | 50.600          | 49.900          |
| <b>Total Non-Current Assets</b>               | <b>3456.000</b>  | <b>2903.300</b> | <b>2940.900</b> |
| <b>(2) Current assets</b>                     |                  |                 |                 |
| (a) Current investments                       | 229.200          | 0.000           | 0.000           |
| (b) Inventories                               | 2150.900         | 1887.800        | 1647.500        |
| (c) Trade receivables                         | 3129.800         | 2437.100        | 2312.500        |
| (d) Cash and cash equivalents                 | 376.800          | 480.400         | 563.900         |
| (e) Short-term loans and advances             | 103.600          | 716.000         | 514.700         |
| (f) Other current assets                      | 687.700          | 47.900          | 39.800          |
| <b>Total Current Assets</b>                   | <b>6678.000</b>  | <b>5569.200</b> | <b>5078.400</b> |
| <b>TOTAL</b>                                  | <b>10134.000</b> | <b>8472.500</b> | <b>8019.300</b> |

**PROFIT & LOSS ACCOUNT**

**DISCLAIMER** : This Report is **PRIVATE & CONFIDENTIAL** and it is prepared at the request of and for its use by the Subscriber only. The Subscriber shall use the contents of the Report merely as an aid to its business. Mira Inform Private Limited ("MIPL") has collated information/data in the Report, which have not been verified unless otherwise specifically mentioned in the Report. The Subscriber shall independently verify the accuracy and correctness of the information/data before in any way acting upon the same. MIPL shall not be liable for any harm, injury, loss or damage caused to the Subscriber due to default by the Subscriber's debtors/beneficiaries in fulfilling their obligations of any nature whatsoever. This Report or any of its portion shall not be used as a documentary evidence or otherwise before any investigative agencies or forum of law. This Report is confidential and proprietary to MIPL. The Subscriber and/or any other person(s) may not reproduce, publish or disclose any of the contents of the Report to others without the express authorization of MIPL. This Report is prepared and issued to the Subscriber without any risk, responsibility or liability on the part of MIPL or its officials.

|                      | PARTICULARS   | 31.03.2018       | 31.03.2017      | 31.03.2016      |
|----------------------|---|------------------|-----------------|-----------------|
|                      | <b>SALES</b>  |                  |                 |                 |
|                      | Revenue from Operations (Net)   | 12486.400        | 9877.000        | 8714.300        |
|                      | Other Income  | 59.800           | 34.900          | 23.100          |
|                      | <b>TOTAL</b>  | <b>12546.200</b> | <b>9911.900</b> | <b>8737.400</b> |
| <b>Less</b>          | <b>EXPENSES</b>   |                  |                 |                 |
|                      | Cost of Materials Consumed  | 7900.500         | 7151.100        | 6231.100        |
|                      | Purchases of Stock-in-Trade   | 309.500          | 0.000           | 0.000           |
|                      | Changes in inventories  | 94.900           | (361.700)       | (142.700)       |
|                      | Employees benefits expense  | 710.500          | 616.800         | 531.000         |
|                      | Manufacturing expenses  | 0.000            | 418.600         | 358.600         |
|                      | Excise duty   | 212.100          | 0.000           | 0.000           |
|                      | Exceptional item  | (212.900)        | 0.000           | 0.000           |
|                      | Other expenses  | 2114.500         | 1153.600        | 950.200         |
|                      | <b>TOTAL</b>  | <b>11129.100</b> | <b>8978.400</b> | <b>7928.200</b> |
|                      | <b>PROFIT BEFORE INTEREST, TAX,<br/>DEPRECIATION AND AMORTISATION</b> | 1417.100         | 933.500         | 809.200         |
| <b>Less</b>          | <b>FINANCIAL EXPENSES</b>   | 434.200          | 337.400         | 278.400         |
|                      | <b>PROFIT BEFORE TAX, DEPRECIATION AND<br/>AMORTISATION</b>           | 982.900          | 596.100         | 530.800         |
| <b>Less/<br/>Add</b> | <b>DEPRECIATION/ AMORTISATION</b>                                     | 167.500          | 117.500         | 114.900         |
|                      | <b>PROFIT BEFORE TAX</b>  | <b>815.400</b>   | <b>478.600</b>  | <b>415.900</b>  |
| <b>Less</b>          | <b>TAX</b>  | 272.500          | 178.000         | 145.700         |
|                      | <b>PROFIT AFTER TAX</b>   | <b>542.900</b>   | <b>300.600</b>  | <b>270.200</b>  |
|                      | <b>EARNINGS IN FOREIGN CURRENCY</b>                                   |                  |                 |                 |
|                      | F.O.B. Value of Exports   | NA               | 223.700         | 161.900         |
|                      | <b>Earnings Per Share (INR)</b>                                       | <b>7.52</b>      | <b>2.50</b>     | <b>2.25</b>     |

**CURRENT MATURITIES OF LONG TERM DEBT DETAILS**

| PARTICULARS                                 | 31.03.2018 | 31.03.2017 | 31.03.2016 |
|---|------------|------------|------------|
| <b>Current Maturities of Long term debt</b> |            |            |            |
| Axis Bank Limited                           |            | 0.000      | 93.800     |

**DISCLAIMER** : This Report is **PRIVATE & CONFIDENTIAL** and it is prepared at the request of and for its use by the Subscriber only. The Subscriber shall use the contents of the Report merely as an aid to its business. Mira Inform Private Limited ("MIPL") has collated information/data in the Report, which have not been verified unless otherwise specifically mentioned in the Report. The Subscriber shall independently verify the accuracy and correctness of the information/data before in any way acting upon the same. MIPL shall not be liable for any harm, injury, loss or damage caused to the Subscriber due to default by the Subscriber's debtors/beneficiaries in fulfilling their obligations of any nature whatsoever. This Report or any of its portion shall not be used as a documentary evidence or otherwise before any investigative agencies or forum of law. This Report is confidential and proprietary to MIPL. The Subscriber and/or any other person(s) may not reproduce, publish or disclose any of the contents of the Report to others without the express authorization of MIPL. This Report is prepared and issued to the Subscriber without any risk, responsibility or liability on the part of MIPL or its officials.

|  |           |                |               |
|--|-----------|----------------|---------------|
| State Bank of India                      |           | 105.700        | 0.000         |
| HDFC Bank Limited (Vehicle Loan)         |           | 0.400          | 0.000         |
| ICICI Bank (Vehicle Loan)                |           | 0.900          | 0.000         |
| <b>From NBFC</b>                         |           |                |               |
| Kotak Mahindra Prime Ltd (Vehicle loans) |           | 1.100          | 2.100         |
| Sales Tax Deferment Loan                 |           | 0.000          | 0.000         |
| <b>Total</b>                             | <b>NA</b> | <b>108.100</b> | <b>95.900</b> |
| Cash generated from operations           | NA        | 986.900        | 1084.800      |
| Net cash from operating activities       | NA        | 856.000        | 1005.700      |

### KEY RATIOS

#### EFFICIENCY RATIOS

| PARTICULARS   | 31.03.2018 | 31.03.2017 | 31.03.2016 |
|---|------------|------------|------------|
| Average Collection Days<br>(Sundry Debtors / Income * 365 Days)   | 91.49      | 90.06      | 96.86      |
| Account Receivables Turnover<br>(Income / Sundry Debtors)         | 3.99       | 4.05       | 3.77       |
| Average Payment Days<br>(Sundry Creditors / Purchases * 365 Days) | 120.99     | 131.30     | 116.80     |
| Inventory Turnover<br>(Operating Income / Inventories)            | 0.66       | 0.49       | 0.49       |
| Asset Turnover<br>(Operating Income / Net Fixed Assets)           | 0.48       | 0.42       | 0.37       |

#### LEVERAGE RATIOS

| PARTICULARS  | 31.03.2018 | 31.03.2017 | 31.03.2016 |
|--|------------|------------|------------|
| Debt Ratio<br>((Borrowing + Current Liabilities) / Total Assets)     | 0.56       | 0.53       | 0.54       |
| Debt Equity Ratio<br>(Total Liability / Networth)                    | 0.58       | 0.40       | 0.54       |
| Current Liabilities to Networth<br>(Current Liabilities / Net Worth) | 1.19       | 0.93       | 0.94       |
| Fixed Assets to Networth   | 0.73       | 0.58       | 0.61       |

**DISCLAIMER** : This Report is **PRIVATE & CONFIDENTIAL** and it is prepared at the request of and for its use by the Subscriber only. The Subscriber shall use the contents of the Report merely as an aid to its business. Mira Inform Private Limited ("MIPL") has collated information/data in the Report, which have not been verified unless otherwise specifically mentioned in the Report. The Subscriber shall independently verify the accuracy and correctness of the information/data before in any way acting upon the same. MIPL shall not be liable for any harm, injury, loss or damage caused to the Subscriber due to default by the Subscriber's debtors/beneficiaries in fulfilling their obligations of any nature whatsoever. This Report or any of its portion shall not be used as a documentary evidence or otherwise before any investigative agencies or forum of law. This Report is confidential and proprietary to MIPL. The Subscriber and/or any other person(s) may not reproduce, publish or disclose any of the contents of the Report to others without the express authorization of MIPL. This Report is prepared and issued to the Subscriber without any risk, responsibility or liability on the part of MIPL or its officials.

|   |      |      |      |
|---|------|------|------|
| (Net Fixed Assets / Networth)                         |      |      |      |
| Interest Coverage Ratio<br>(PBIT / Financial Charges) | 3.26 | 2.77 | 2.91 |

**PROFITABILITY RATIOS**

| PARTICULARS  |   | 31.03.2018 | 31.03.2017 | 31.03.2016 |
|--|---|------------|------------|------------|
| Net Profit Margin<br>(PAT / Sales) * 100             | % | 4.35       | 3.04       | 3.10       |
| Return on Total Assets<br>(PAT / Total Assets) * 100 | % | 5.36       | 3.55       | 3.37       |
| Return on Investment (ROI)<br>(PAT / Networth) * 100 | % | 13.37      | 7.84       | 7.59       |

**SOLVENCY RATIOS**

| PARTICULARS   |  | 31.03.2018 | 31.03.2017 | 31.03.2016 |
|---|--|------------|------------|------------|
| Current Ratio<br>(Current Assets / Current Liabilities)                       |  | 1.38       | 1.56       | 1.52       |
| Quick Ratio<br>(Current Assets – Inventories) / Current Liabilities)          |  | 0.93       | 1.03       | 1.02       |
| G-Score Ratio Financial<br>(Networth / Total Assets)                          |  | 0.40       | 0.45       | 0.44       |
| G-Score Ratio Debt<br>(Debts / Equity Capital)                                |  | 3.91       | 2.56       | 3.19       |
| G-Score Ratio Liquidity<br>(Total Current Assets / Total Current Liabilities) |  | 1.38       | 1.56       | 1.52       |

Total Liability = Short-term Debt + Long-term Debt + Current Maturities of Long-term debts

**STOCK PRICES**

|              |             |
|--------------|-------------|
| Face Value   | INR 5.00/-  |
| Market Value | INR 45.60/- |

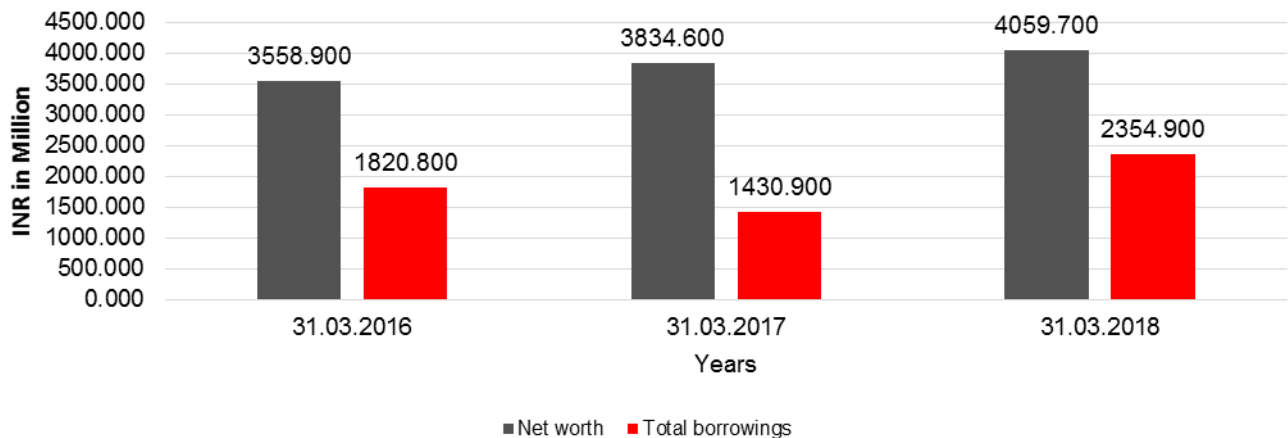
**DISCLAIMER** : This Report is **PRIVATE & CONFIDENTIAL** and it is prepared at the request of and for its use by the Subscriber only. The Subscriber shall use the contents of the Report merely as an aid to its business. Mira Inform Private Limited ("MIPL") has collated information/data in the Report, which have not been verified unless otherwise specifically mentioned in the Report. The Subscriber shall independently verify the accuracy and correctness of the information/data before in any way acting upon the same. MIPL shall not be liable for any harm, injury, loss or damage caused to the Subscriber due to default by the Subscriber's debtors/beneficiaries in fulfilling their obligations of any nature whatsoever. This Report or any of its portion shall not be used as a documentary evidence or otherwise before any investigative agencies or forum of law. This Report is confidential and proprietary to MIPL. The Subscriber and/or any other person(s) may not reproduce, publish or disclose any of the contents of the Report to others without the express authorization of MIPL. This Report is prepared and issued to the Subscriber without any risk, responsibility or liability on the part of MIPL or its officials.

**FINANCIAL ANALYSIS**  
*[all figures are in INR Million]*

**DEBT EQUITY RATIO**

| Particular                                | 31.03.2016      | 31.03.2017      | 31.03.2018      |
|---|-----------------|-----------------|-----------------|
|   | INR In Million  | INR In Million  | INR In Million  |
| Share Capital                             | 601.700         | 601.700         | 601.700         |
| Reserves & Surplus                        | 2957.200        | 3232.900        | 3458.000        |
| Money received against share warrants     | 0.000           | 0.000           | 0.000           |
| Share Application money pending allotment | 0.000           | 0.000           | 0.000           |
| <b>Net worth</b>                          | <b>3558.900</b> | <b>3834.600</b> | <b>4059.700</b> |
| long-term borrowings                      | 855.700         | 780.900         | 832.600         |
| Short term borrowings                     | 965.100         | 650.000         | 1522.300        |
| <b>Total borrowings</b>                   | <b>1820.800</b> | <b>1430.900</b> | <b>2354.900</b> |
| <b>Debt/Equity ratio</b>                  | <b>0.512</b>    | <b>0.373</b>    | <b>0.580</b>    |

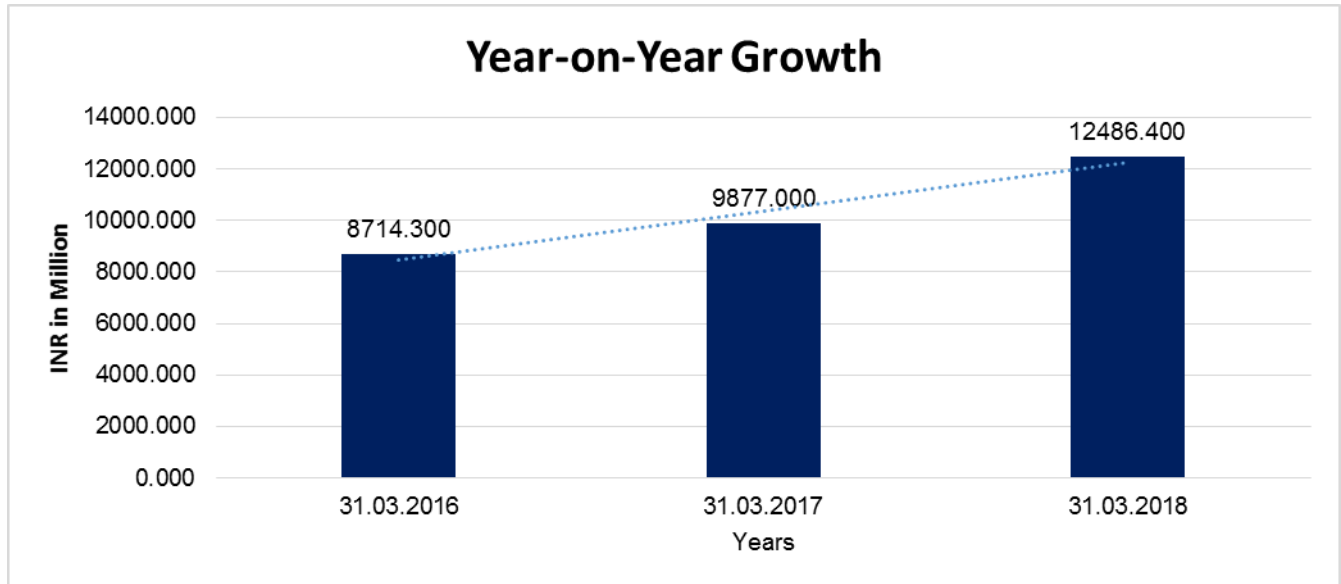
**Debt to Equity**



**YEAR-ON-YEAR GROWTH**

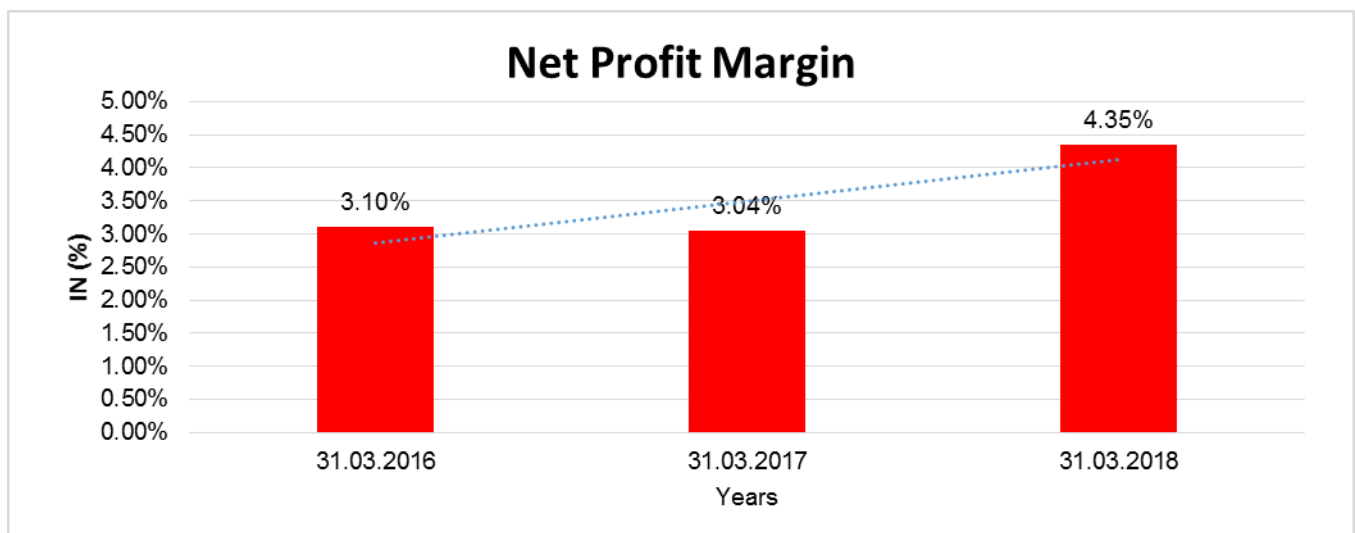
| Year on Year Growth | 31.03.2016     | 31.03.2017     | 31.03.2018     |
|---------------------|----------------|----------------|----------------|
|                     | INR In Million | INR In Million | INR In Million |
| Sales               | 8714.300       | 9877.000       | 12486.400      |
|                     |                | <b>13.342</b>  | <b>26.419</b>  |

**DISCLAIMER** : This Report is **PRIVATE & CONFIDENTIAL** and it is prepared at the request of and for its use by the Subscriber only. The Subscriber shall use the contents of the Report merely as an aid to its business. Mira Inform Private Limited ("MIPL") has collated information/data in the Report, which have not been verified unless otherwise specifically mentioned in the Report. The Subscriber shall independently verify the accuracy and correctness of the information/data before in any way acting upon the same. MIPL shall not be liable for any harm, injury, loss or damage caused to the Subscriber due to default by the Subscriber's debtors/beneficiaries in fulfilling their obligations of any nature whatsoever. This Report or any of its portion shall not be used as a documentary evidence or otherwise before any investigative agencies or forum of law. This Report is confidential and proprietary to MIPL. The Subscriber and/or any other person(s) may not reproduce, publish or disclose any of the contents of the Report to others without the express authorization of MIPL. This Report is prepared and issued to the Subscriber without any risk, responsibility or liability on the part of MIPL or its officials.



#### NET PROFIT MARGIN

| Net Profit Margin | 31.03.2016     | 31.03.2017     | 31.03.2018     |
|-------------------|----------------|----------------|----------------|
|                   | INR In Million | INR In Million | INR In Million |
| Sales             | 8714.300       | 9877.000       | 12486.400      |
| Profit            | 270.200        | 300.600        | 542.900        |
|                   | <b>3.10%</b>   | <b>3.04%</b>   | <b>4.35%</b>   |



**DISCLAIMER :** This Report is **PRIVATE & CONFIDENTIAL** and it is prepared at the request of and for its use by the Subscriber only. The Subscriber shall use the contents of the Report merely as an aid to its business. Mira Inform Private Limited ("MIPL") has collated information/data in the Report, which have not been verified unless otherwise specifically mentioned in the Report. The Subscriber shall independently verify the accuracy and correctness of the information/data before in any way acting upon the same. MIPL shall not be liable for any harm, injury, loss or damage caused to the Subscriber due to default by the Subscriber's debtors/beneficiaries in fulfilling their obligations of any nature whatsoever. This Report or any of its portion shall not be used as a documentary evidence or otherwise before any investigative agencies or forum of law. This Report is confidential and proprietary to MIPL. The Subscriber and/or any other person(s) may not reproduce, publish or disclose any of the contents of the Report to others without the express authorization of MIPL. This Report is prepared and issued to the Subscriber without any risk, responsibility or liability on the part of MIPL or its officials.

**LEGAL CASE**

**NOTE: LITIGATIONS DETAILS FILE ATTACHED**

**LOCAL AGENCY FURTHER INFORMATION**

| Sr. No. | Check list by info agents                          | Available in Report (Yes/No) |
|---------|--|------------------------------|
| 1       | Year of establishment                              | Yes                          |
| 2       | Constitution of the entity -Incorporation details  | Yes                          |
| 3       | Locality of the entity                             | Yes                          |
| 4       | Premises details                                   | No                           |
| 5       | Buyer visit details                                | --                           |
| 6       | Contact numbers                                    | Yes                          |
| 7       | Name of the person contacted                       | Yes                          |
| 8       | Designation of contact person                      | Yes                          |
| 9       | Promoter's background                              | Yes                          |
| 10      | Date of Birth of Proprietor / Partners / Directors | No                           |
| 11      | Pan Card No. of Proprietor / Partners              | No                           |
| 12      | Voter Id Card No. of Proprietor / Partners         | No                           |
| 13      | Type of business                                   | Yes                          |
| 14      | Line of Business                                   | Yes                          |
| 15      | Export/import details (if applicable)              | No                           |
| 16      | No. of employees                                   | Yes                          |
| 17      | Details of sister concerns                         | Yes                          |
| 18      | Major suppliers                                    | No                           |
| 19      | Major customers                                    | No                           |
| 20      | Banking Details                                    | Yes                          |
| 21      | Banking facility details                           | Yes                          |
| 22      | Conduct of the banking account                     | --                           |
| 23      | Financials, if provided                            | Yes                          |
| 24      | Capital in the business                            | Yes                          |
| 25      | Last accounts filed at ROC, if applicable          | Yes                          |
| 26      | Turnover of firm for last three years              | Yes                          |
| 27      | Reasons for variation <> 20%                       | --                           |
| 28      | Estimation for coming financial year               |                              |
| 29      | Profitability for last three years                 | Yes                          |
| 30      | Major shareholders, if available                   | Yes                          |
| 31      | External Agency Rating, if available               | Yes                          |
| 32      | Litigations that the firm/promoter involved in     | Yes                          |
| 33      | Market information                                 | --                           |

**DISCLAIMER** : This Report is **PRIVATE & CONFIDENTIAL** and it is prepared at the request of and for its use by the Subscriber only. The Subscriber shall use the contents of the Report merely as an aid to its business. Mira Inform Private Limited ("MIPL") has collated information/data in the Report, which have not been verified unless otherwise specifically mentioned in the Report. The Subscriber shall independently verify the accuracy and correctness of the information/data before in any way acting upon the same. MIPL shall not be liable for any harm, injury, loss or damage caused to the Subscriber due to default by the Subscriber's debtors/beneficiaries in fulfilling their obligations of any nature whatsoever. This Report or any of its portion shall not be used as a documentary evidence or otherwise before any investigative agencies or forum of law. This Report is confidential and proprietary to MIPL. The Subscriber and/or any other person(s) may not reproduce, publish or disclose any of the contents of the Report to others without the express authorization of MIPL. This Report is prepared and issued to the Subscriber without any risk, responsibility or liability on the part of MIPL or its officials.

|    |   |    |
|----|---|----|
| 34 | Payments terms                                      | No |
| 35 | Negative Reporting by Auditors in the Annual Report | No |

**INDEX OF CHARGES**

| SN O | SRN       | CHARGE ID | CHARGE HOLDER NAME | DATE OF CREATION | DATE OF MODIFICATION | DATE OF SATISFACTION | AMOUNT      | ADDRESS  |
|------|-----------|-----------|--------------------|------------------|----------------------|----------------------|-------------|--|
| 1    | G96008735 | 100194921 | ICICI BANK LIMITED | 27/07/2018       | -                    | -                    | 550000000.0 | ICICI BANK TOWER, PLOT NO 12 FINANCIAL DISCTRICTNANIKR AMGUDAHYDERAB ADTG500032IN                                |
| 2    | G93161578 | 100189942 | AXIS BANK LIMITED  | 05/07/2018       | -                    | -                    | 400000000.0 | CORPORATE BANKING BRANCH, FIRST FLOOR,6-3-879/B,G PULLA REDDY BUILDING, GREENLANDS, BEGUMPETHYDER ABADTG500016IN |
| 3    | G70901129 | 100141437 | AXIS BANK LIMITED  | 15/12/2017       | -                    | -                    | 300000000.0 | CORPORATE BANKING BRANCH, FIRST FLOOR,6-3-879/B,G PULLA REDDY BUILDING, GREENLANDS, BEGUMPETHYDER ABADTG500016IN |
| 4    | G74039199 | 100147973 | YES BANK LIMITED   | 08/11/2017       | -                    | -                    | 800000000.0 | MAYANK TOWERS, NEAR HDFC BANK, RAJ BHAVAN RDLUMBINI CLASSIC APARTMENT, SOMAJIGUDA, HYD ERABADTG500082IN          |
| 5    | G60574605 | 100088435 | AXIS BANK LIMITED  | 06/03/2017       | 11/10/2017           | -                    | 500000000.0 | FIRST FLOOR,6-3-879/B, G PULLA REDDY BUILDING, GREENLANDS, BEGUMPETHYDER   |

**DISCLAIMER** : This Report is **PRIVATE & CONFIDENTIAL** and it is prepared at the request of and for its use by the Subscriber only. The Subscriber shall use the contents of the Report merely as an aid to its business. Mira Inform Private Limited ("MIPL") has collated information/data in the Report, which have not been verified unless otherwise specifically mentioned in the Report. The Subscriber shall independently verify the accuracy and correctness of the information/data before in any way acting upon the same. MIPL shall not be liable for any harm, injury, loss or damage caused to the Subscriber due to default by the Subscriber's debtors/beneficiaries in fulfilling their obligations of any nature whatsoever. This Report or any of its portion shall not be used as a documentary evidence or otherwise before any investigative agencies or forum of law. This Report is confidential and proprietary to MIPL. The Subscriber and/or any other person(s) may not reproduce, publish or disclose any of the contents of the Report to others without the express authorization of MIPL. This Report is prepared and issued to the Subscriber without any risk, responsibility or liability on the part of MIPL or its officials.

|    |               |              |                              |                |                |   |              |  |
|----|---------------|--------------|------------------------------|----------------|----------------|---|--------------|--|
| 6  | A87232<br>930 | 102224<br>31 | STATE<br>BANK<br>OF<br>INDIA | 05/06/2<br>010 | -              | - | 895200000.0  | ABADTG502319IN<br>INDUSTRIAL<br>FINANCE BRANCH,<br>RAJ BHAVAN<br>ROADSOMAJIGUD<br>AHYDERABADAP50<br>0082IN |
| 7  | G90772<br>286 | 101576<br>52 | STATE<br>BANK<br>OF<br>INDIA | 19/03/2<br>009 | 13/06/20<br>18 | - | 2900000000.0 | INDUSTRIAL<br>FINANCE BRANCH,<br>RAJBHAWAN<br>ROADSOMAJIGUD<br>AHYDERABADTG50<br>0082IN                    |
| 8  | A45249<br>216 | 100582<br>35 | STATE<br>BANK<br>OF<br>INDIA | 13/06/2<br>007 | 25/08/20<br>08 | - | 1200000000.0 | INDUSTRIAL<br>FINANCE BRANCH,<br>SOMAJIGUDA,RAJ<br>BHAVAN<br>ROADHYDERABAD<br>AP500004IN                   |
| 9  | Y10365<br>179 | 902570<br>93 | STATE<br>BANK<br>OF<br>INDIA | 11/06/2<br>001 | -              | - | 1572300000.0 | IFB;<br>SOMAJIGUDAHYDE<br>RABADAP500082IN  |
| 10 | Y10366<br>306 | 902582<br>20 | STATE<br>BANK<br>OF<br>INDIA | 21/09/1<br>996 | -              | - | 540000000.0  | INDUSTRIAL<br>FINANCE<br>BRANCHSOMAJIG<br>UDAHYDERABADA<br>P500082IN                                       |

**UNSECURED LOANS**

| PARTICULARS                 | 31.03.2018<br>(INR In Million) | 31.03.2017<br>(INR In Million) |
|-----------------------------|--------------------------------|--------------------------------|
| <b>LONG-TERM BORROWINGS</b> |                                |                                |
| Sales Tax Deferment Loan    |                                | 230.400                        |
| <b>Total</b>                | <b>NA</b>                      | <b>230.400</b>                 |

**CORPORATE INFORMATION [AS ON 31.03.2017]**

The company is a multi-location, multi-product company manufacturing Cold Rolled Steel Strips, Precision Tubes, Cold Rolled Formed Sections, Electro Static Precipitators, Profiles, Railway Wagons and Coach Components, Press Steel Components and Road Safety Systems. Pennar Industries Limited has manufacturing facilities at Patancheru and Isnapur (Telangana), Chennai and Hosur (Tamilnadu) Tarapur (Maharashtra).

**DISCLAIMER** : This Report is **PRIVATE & CONFIDENTIAL** and it is prepared at the request of and for its use by the Subscriber only. The Subscriber shall use the contents of the Report merely as an aid to its business. Mira Inform Private Limited ("MIPL") has collated information/data in the Report, which have not been verified unless otherwise specifically mentioned in the Report. The Subscriber shall independently verify the accuracy and correctness of the information/data before in any way acting upon the same. MIPL shall not be liable for any harm, injury, loss or damage caused to the Subscriber due to default by the Subscriber's debtors/beneficiaries in fulfilling their obligations of any nature whatsoever. This Report or any of its portion shall not be used as a documentary evidence or otherwise before any investigative agencies or forum of law. This Report is confidential and proprietary to MIPL. The Subscriber and/or any other person(s) may not reproduce, publish or disclose any of the contents of the Report to others without the express authorization of MIPL. This Report is prepared and issued to the Subscriber without any risk, responsibility or liability on the part of MIPL or its officials.

**UNAUDITED FINANCIAL RESULTS FOR THE QUARTER 30<sup>TH</sup> JUNE 2018**

**(INR IN MILLION)**

| Particulars  |  |  | Quarter ended     |
|--|--|--|-------------------|
|  |  |  | <b>30.06.2018</b> |
|  |  |  | <b>Unaudited</b>  |
| <b>INCOME FROM OPERATIONS</b>                                      |  |  |                   |
| Revenue from operations  |  |  | 3402.200          |
| Other Income   |  |  | 19.100            |
| <b>Total Revenue</b>   |  |  | <b>3421.300</b>   |
| <b>EXPENSES</b>  |  |  |                   |
| Cost of materials consumed   |  |  | 2427.600          |
| Changes in inventories of finished goods and work-in-progress      |  |  | 42.700            |
| Excise duty  |  |  | (317.800)         |
| Employee benefits expense  |  |  | 234.400           |
| Finance cost   |  |  | 118.800           |
| Depreciation and Amortization expenses                             |  |  | 47.700            |
| Other Expenditure  |  |  | 677.300           |
| <b>Total Expenses</b>  |  |  | <b>3230.700</b>   |
| Profit before tax  |  |  | 190.600           |
| <b>Tax Expense</b>   |  |  |                   |
| Current tax  |  |  | 63.500            |
| Deferred tax   |  |  | 15.000            |
| <b>Total Tax Expense</b>   |  |  | <b>78.500</b>     |
| <b>Profit for the period after Tax</b>                             |  |  | <b>112.100</b>    |
| <b>Shareholders of the company</b>                                 |  |  | <b>112.100</b>    |
| <b>Non-controlling interests</b>                                   |  |  | <b>0.000</b>      |
| <b>Comprehensive income</b>  |  |  | <b>112.100</b>    |
| <b>Paid-up Equity Share Capital (Face value INR 5/- per share)</b> |  |  | <b>6017</b>       |
| <b>Basic and Diluted EPS (in INR)</b>                              |  |  | <b>0.93</b>       |

**NOTES:**

1. The above standalone financial results were reviewed and recommended by the Audit Committee at their meeting held on 18 May 2018 and approved by the Board of Directors at their meeting held on 18 May 2018

**DISCLAIMER :** This Report is **PRIVATE & CONFIDENTIAL** and it is prepared at the request of and for its use by the Subscriber only. The Subscriber shall use the contents of the Report merely as an aid to its business. Mira Inform Private Limited ("MIPL") has collated information/data in the Report, which have not been verified unless otherwise specifically mentioned in the Report. The Subscriber shall independently verify the accuracy and correctness of the information/data before in any way acting upon the same. MIPL shall not be liable for any harm, injury, loss or damage caused to the Subscriber due to default by the Subscriber's debtors/beneficiaries in fulfilling their obligations of any nature whatsoever. This Report or any of its portion shall not be used as a documentary evidence or otherwise before any investigative agencies or forum of law. This Report is confidential and proprietary to MIPL. The Subscriber and/or any other person(s) may not reproduce, publish or disclose any of the contents of the Report to others without the express authorization of MIPL. This Report is prepared and issued to the Subscriber without any risk, responsibility or liability on the part of MIPL or its officials.

These results are as per Regulation 33 of SEBI (Listing Obligations and Disclosure Requirements) Regulations, 2015 as modified by Circular No CI R/CFD/FAC/62/2016 dated July 05, 2016.

2. 2(a). The standalone financial results of the Company have been prepared in accordance with Indian Accounting Standards ("Ind AS") notified under the Companies (Indian Accounting Standards) Rules, 2015 as amended by the Companies (Indian Accounting Standards) (Amendment) Rules, 2016. The Company adopted Indian Accounting Standards ("Ind AS") from 1 April 2017 with transition date of 1 April 2016 and accordingly these financial results have been prepared in accordance with the recognition and measurement principles laid down in the Indian Accounting Standard as prescribed under Section 133 of the Companies Act, 2013 read with the relevant rules issued thereunder and other accounting principles generally accepted in India, as applicable.

2(b). The results for the quarter and year ended 31 March 2017 are in accordance with Ind AS 2(c). On account of transition from the previous Generally Accepted Accounting Principles (GAAP) to Ind AS, the reconciliations of Equity, Statement of Profit and Loss and Other Comprehensive Income (OCI) are as under Reconciliation of Statement of Profit and Loss and Other Comprehensive Income Note: In accordance with Ind AS 101 - "First-time adoption of Ind AS", the Company has elected to treat previous GAAP revaluation of certain Property, plant and equipment as deemed cost on date of transition.

3. During the year, the Company entered into a definitive agreement with a third party for transfer of the entire shareholding it held in the subsidiary, Pennar Renewables Private Limited (PRPL). The closing conditions contained in the agreement were completed on 1 January 2018 and the accounting for divestment of stake in PRPL has been given effect as of that date. The sale of investment resulted in net gain of INR 212.900 million which is presented as an exceptional item.

4. The Board of Directors of the Company have approved a Scheme of Arrangement ("the Scheme") for amalgamation of its subsidiaries, Pennar Engineering Building Systems Limited and Pennar Enviro Limited with the Company, effective 1 April 2018, subject to necessary statutory and regulatory approvals. The Company has received clearance from the stock exchanges on 26 April 2018. The Company is in the process of filing the necessary application with the National Company Law Tribunal.

5. The Government of India introduced the Goods & Services Tax (GST) with effect from 1 July 2017. Accordingly, in compliance with Indian Accounting Standards (Ind AS) 18 - Revenue, Revenue from operations for the quarter ended 31 March 2018, quarter ended 31 December 2017 and year ended 31 March 2018 (from 1 July 2017) is net of GST. For the quarter ended and year ended 31 March 2017, Revenue from operations includes excise duty which is now subsumed in GST. i. In accordance with Indian Accounting Standard (Ind AS) 108 on 'Operating segments', segment information has been given in the consolidated financial results of the Company, and therefore no separate disclosure on segment information is given in these standalone financial results.

6. The figures of the last quarter are the balancing figure between audited figures in respect of the full financial year and the published year to date figures up to third quarter of the financial year.

7. Comparative figures have been regrouped or reclassified, wherever necessary.

**CONTINGENT LIABILITIES:**

| Particulars     | 31.03.2018<br>(INR In Million) | 31.03.2017<br>(INR In Million) |
|-----------------|--------------------------------|--------------------------------|
| Bank Guarantees | NA                             | 27.400                         |

**DISCLAIMER :** This Report is **PRIVATE & CONFIDENTIAL** and it is prepared at the request of and for its use by the Subscriber only. The Subscriber shall use the contents of the Report merely as an aid to its business. Mira Inform Private Limited ("MIPL") has collated information/data in the Report, which have not been verified unless otherwise specifically mentioned in the Report. The Subscriber shall independently verify the accuracy and correctness of the information/data before in any way acting upon the same. MIPL shall not be liable for any harm, injury, loss or damage caused to the Subscriber due to default by the Subscriber's debtors/beneficiaries in fulfilling their obligations of any nature whatsoever. This Report or any of its portion shall not be used as a documentary evidence or otherwise before any investigative agencies or forum of law. This Report is confidential and proprietary to MIPL. The Subscriber and/or any other person(s) may not reproduce, publish or disclose any of the contents of the Report to others without the express authorization of MIPL. This Report is prepared and issued to the Subscriber without any risk, responsibility or liability on the part of MIPL or its officials.

|   |    |          |
|---|----|----------|
| Corporate Guarantee given for loans taken by subsidiary | NA | 3985.000 |
| Claims by Customs                                       | NA | 4.500    |
| LC/Bills Discounted                                     | NA | 54.000   |

**Notes:**

The company has given Corporate guarantees of INR 11550.000 million to State bank of India and INR 1200.000 million to Axis Bank Limited and INR 45000.000 million to Yes bank Limited for Working capital loans taken by the subsidiary Pennar Engineered Building Systems Ltd (PEBSL) fruther collateral security by way of pledge of shares of Pennar Engineered Building Systems Ltd to the extent of 61,50,000 shares of INR10/- each amounting to INR 61.500 million is also provided to State Bank of India.

Corpoarte guarantee to Axis Bank Limited to the tune of INR 15000.000 million for Working capital loans, Letter of credit and Bank guarantee facilities taken by the subsidiary Pennar Enviro Ltd. The company has given Corporate guarantees of INR 2500.000 million to IFCI Limited and INR 78000.000 million to State Bank of India towards the Term Loan taken by the subsidiary Pennar Renewables Private Limited.

**FIXED ASSETS: [As On 31.03.2017]**

- Land
- Roads
- Buildings
- Plant and Machinery
- Electricals
- Computers
- Office Equipment's
- Furniture
- Vehicles
- Licence Fees

**CMT REPORT (Corruption, Money Laundering & Terrorism]**

The Public Notice information has been collected from various sources including but not limited to: **The Courts, India Prisons Service, Interpol, etc.**

**1] INFORMATION ON DESIGNATED PARTY**

No records exist designating subject or any of its beneficial owners, controlling shareholders or senior officers as terrorist or terrorist organization or whom notice had been received that all financial transactions involving their assets have been blocked or convicted, found guilty or against whom a judgement or order had been entered in a proceedings for violating money-laundering, anti-corruption or bribery or international economic or anti-terrorism sanction laws or whose assets were seized, blocked, frozen or ordered forfeited for violation of money laundering or international anti-terrorism laws.

**2] Court Declaration :**

No records exist to suggest that subject is or was the subject of any formal or informal allegations, prosecutions or other official proceeding for making any prohibited payments or other improper payments to government officials for engaging in prohibited transactions or with designated parties.

**3] Asset Declaration :**

No records exist to suggest that the property or assets of the subject are derived from criminal conduct or a prohibited transaction.

**4] Record on Financial Crime :**

Charges or conviction registered against subject: **None**

**5] Records on Violation of Anti-Corruption Laws :**

Charges or investigation registered against subject: **None**

**6] Records on Int'l Anti-Money Laundering Laws/Standards :**

Charges or investigation registered against subject: **None**

**7] Criminal Records**

No available information exist that suggest that subject or any of its principals have been formally charged or convicted by a competent governmental authority for any financial crime or under any formal investigation by a competent government authority for any violation of anti-corruption laws or international anti-money laundering laws or standard.

**8] Affiliation with Government :**

No record exists to suggest that any director or indirect owners, controlling shareholders, director, officer or employee of the company is a government official or a family member or close business associate of a Government official.

**9] Compensation Package :**

Our market survey revealed that the amount of compensation sought by the subject is fair and reasonable and comparable to compensation paid to others for similar services.

**10] Press Report :**

No press reports / filings exists on the subject.

**CORPORATE GOVERNANCE**

MIRA INFORM as part of its Due Diligence do provide comments on Corporate Governance to identify management and governance. These factors often have been predictive and in some cases have created vulnerabilities to credit deterioration.

Our Governance Assessment focuses principally on the interactions between a company's management, its Board of Directors, Shareholders and other financial stakeholders.

**CONTRAVENTION**

Subject is not known to have contravened any existing local laws, regulations or policies that prohibit, restrict or otherwise affect the terms and conditions that could be included in the agreement with the subject.

**FOREIGN EXCHANGE RATES**

| Currency  | Unit | INR       |
|-----------|------|-----------|
| US Dollar | 1    | INR 70.23 |
| UK Pound  | 1    | INR 89.37 |
| Euro      | 1    | INR 79.97 |

**INFORMATION DETAILS**

|                                  |     |
|----------------------------------|-----|
| <b>Information Gathered by :</b> | KMN |
| <b>Analysis Done by :</b>        | VIK |
| <b>Report Prepared by :</b>      | ARC |

**DISCLAIMER** : This Report is **PRIVATE & CONFIDENTIAL** and it is prepared at the request of and for its use by the Subscriber only. The Subscriber shall use the contents of the Report merely as an aid to its business. Mira Inform Private Limited ("MIPL") has collated information/data in the Report, which have not been verified unless otherwise specifically mentioned in the Report. The Subscriber shall independently verify the accuracy and correctness of the information/data before in any way acting upon the same. MIPL shall not be liable for any harm, injury, loss or damage caused to the Subscriber due to default by the Subscriber's debtors/beneficiaries in fulfilling their obligations of any nature whatsoever. This Report or any of its portion shall not be used as a documentary evidence or otherwise before any investigative agencies or forum of law. This Report is confidential and proprietary to MIPL. The Subscriber and/or any other person(s) may not reproduce, publish or disclose any of the contents of the Report to others without the express authorization of MIPL. This Report is prepared and issued to the Subscriber without any risk, responsibility or liability on the part of MIPL or its officials.

**SCORE FACTORS**

|                             |        |     |
|-----------------------------|--------|-----|
| DEMERIT POINTS              |        |     |
| --BANK CHARGES              | YES/NO | YES |
| --LITIGATION                | YES/NO | YES |
| --OTHER ADVERSE INFORMATION | YES/NO | NO  |
| MERIT POINTS                |        |     |
| --SOLE DISTRIBUTORSHIP      | YES/NO | NO  |
| --EXPORT ACTIVITIES         | YES/NO | NO  |
| --AFFILIATION               | YES/NO | YES |
| --LISTED                    | YES/NO | YES |
| --OTHER MERIT FACTORS       | YES/NO | YES |

**RATING EXPLANATIONS**

| Credit Rating | Explanation      | Rating Comments  |
|---------------|------------------|--|
| A++           | Minimum Risk     | Business dealings permissible with minimum risk of default     |
| A+            | Low Risk         | Business dealings permissible with low risk of default         |
| A             | Acceptable Risk  | Business dealings permissible with moderate risk of default    |
| B             | Medium Risk      | Business dealings permissible on a regular monitoring basis    |
| C             | Medium High Risk | Business dealings permissible preferably on secured basis      |
| D             | High Risk        | Business dealing not recommended or on secured terms only      |
| NB            | New Business     | No recommendation can be done due to business in infancy stage |
| NT            | No Trace         | No recommendation can be done as the business is not traceable |

NB is stated where there is insufficient information to facilitate rating. However, it is not to be considered as unfavourable.

This score serves as a reference to assess SC's credit risk and to set the amount of credit to be extended. It is calculated from a composite of weighted scores obtained from each of the major sections of this report. The assessed factors are as follows:

- Financial condition covering various ratios
- Company background and operations size
- Promoters / Management background
- Payment record
- Litigation against the subject
- Industry scenario / competitor analysis
- Supplier / Customer / Banker review (wherever available)

**DISCLAIMER** : This Report is **PRIVATE & CONFIDENTIAL** and it is prepared at the request of and for its use by the Subscriber only. The Subscriber shall use the contents of the Report merely as an aid to its business. Mira Inform Private Limited ("MIPL") has collated information/data in the Report, which have not been verified unless otherwise specifically mentioned in the Report. The Subscriber shall independently verify the accuracy and correctness of the information/data before in any way acting upon the same. MIPL shall not be liable for any harm, injury, loss or damage caused to the Subscriber due to default by the Subscriber's debtors/beneficiaries in fulfilling their obligations of any nature whatsoever. This Report or any of its portion shall not be used as a documentary evidence or otherwise before any investigative agencies or forum of law. This Report is confidential and proprietary to MIPL. The Subscriber and/or any other person(s) may not reproduce, publish or disclose any of the contents of the Report to others without the express authorization of MIPL. This Report is prepared and issued to the Subscriber without any risk, responsibility or liability on the part of MIPL or its officials.