

## MIRA INFORM REPORT

<b>Report No. :</b>	526005
<b>Report Date :</b>	20.08.2018

### IDENTIFICATION DETAILS

<b>Name :</b>	RMS INTERNATIONAL UK LTD
<b>Formerly Known As :</b>	RMS INTERNATIONAL LIMITED
<b>Registered Office :</b>	Grafix House 6 Boundary Road, Pendlebury, Swinton Manchester, M27 4eq
<b>Country :</b>	United Kingdom
<b>Financials (as on) :</b>	31.12.2016
<b>Date of Incorporation :</b>	26.02.1974
<b>Com. Reg. No.:</b>	01161241
<b>Legal Form :</b>	Private limited with Share Capital
<b>Line of Business :</b>	<ul style="list-style-type: none"> <li>• Wholesale Of Other Intermediate Products</li> <li>• Distribution of stationery, consumer goods and premium gifts</li> </ul>
<b>No. of Employees :</b>	80

### RATING & COMMENTS

(Mira Inform has adopted New Rating mechanism w.e.f. 23<sup>rd</sup> January 2017)

<b>MIRA's Rating :</b>	A
------------------------	---

Credit Rating	Explanation	Rating Comments
A	Acceptable Risk	Business dealings permissible with moderate risk of default

<b>Status :</b>	Satisfactory
<b>Payment Behaviour :</b>	No Complaints
<b>Litigation :</b>	Clear

**DISCLAIMER :** This Report is **PRIVATE & CONFIDENTIAL** and it is prepared at the request of and for its use by the Subscriber only. The Subscriber shall use the contents of the Report merely as an aid to its business. Mira Inform Private Limited ("MIPL") has collated information/data in the Report, which have not been verified unless otherwise specifically mentioned in the Report. The Subscriber shall independently verify the accuracy and correctness of the information/data before in any way acting upon the same. MIPL shall not be liable for any harm, injury, loss or damage caused to the Subscriber due to default by the Subscriber's debtors/beneficiaries in fulfilling their obligations of any nature whatsoever. This Report or any of its portion shall not be used as a documentary evidence or otherwise before any investigative agencies or forum of law. This Report is confidential and proprietary to MIPL. The Subscriber and/or any other person(s) may not reproduce, publish or disclose any of the contents of the Report to others without the express authorization of MIPL. This Report is prepared and issued to the Subscriber without any risk, responsibility or liability on the part of MIPL or its officials.

**NOTES :**

Any query related to this report can be made on e-mail : [infodept@mirainform.com](mailto:infodept@mirainform.com) while quoting report number, name and date.

**ECGC Country Risk Classification List**

Country Name	Previous Rating (31.12.2017)	Current Rating (01.04.2018)
United Kingdom	A1	A1

Risk Category	ECGC Classification
Insignificant	A1
Low Risk	A2
Moderately Low Risk	B1
Moderate Risk	B2
Moderately High Risk	C1
High Risk	C2
Very High Risk	D

**UNITED KINGDOM - ECONOMIC OVERVIEW**

The UK, a leading trading power and financial center, is the third largest economy in Europe after Germany and France. Agriculture is intensive, highly mechanized, and efficient by European standards, producing about 60% of food needs with less than 2% of the labor force. The UK has large coal, natural gas, and oil resources, but its oil and natural gas reserves are declining; the UK has been a net importer of energy since 2005. Services, particularly banking, insurance, and business services, are key drivers of British GDP growth. Manufacturing, meanwhile, has declined in importance but still accounts for about 10% of economic output.

In 2008, the global financial crisis hit the economy particularly hard, due to the importance of its financial sector. Falling home prices, high consumer debt, and the global economic slowdown compounded the UK's economic problems, pushing the economy into recession in the latter half of 2008 and prompting the then BROWN (Labour) government to implement a number of measures to stimulate the economy and stabilize the financial markets. Facing burgeoning public deficits and debt levels, in 2010 the then CAMERON-led coalition government (between Conservatives and Liberal Democrats) initiated an austerity program, which has continued under the Conservative government. However, the deficit still remains one of the highest in the G7, standing at 3.6% of GDP as of 2017, and the UK has pledged to lower its corporation tax from 20% to 17% by 2020. The UK had a debt burden of 90.4% GDP at the end of 2017.

The UK economy has begun to slow since the referendum vote to leave the EU in June 2016. A sustained depreciation of the British pound has increased consumer and producer prices, weighing on consumer spending without spurring a meaningful increase in exports. The UK has an extensive trade relationship with other EU members through its single market membership, and economic observers have warned the exit will jeopardize its position as the central location for European financial services. Prime Minister MAY is seeking a new "deep and special" trade relationship with the EU following the UK's exit. However, economists doubt that the UK will be able to preserve the benefits of EU membership without the obligations. The UK is expected to officially leave the EU by the end of March 2019.

Source : CIA

## **COMPANY NAME AND ADDRESS**

Company Name: **RMS INTERNATIONAL UK LTD**  
Company No: **01161241**  
Registered Address: **GRAFIX HOUSE 6 BOUNDARY ROAD PENDLEBURY, SWINTON MANCHESTER  
M27 4EQ**

## **COMPANY SUMMARY**

**Registered Address** GRAFIX HOUSE 6 BOUNDARY ROAD  
PENDLEBURY, SWINTON  
MANCHESTER  
M27 4EQ

**Trading Address** Grafix House 6 Boundary Road  
Pendlebury, Swinton  
Manchester  
M27 4EQ  
M27 4EQ

**Website Address** <http://www.rmsint.com>

**Telephone Number** 01617278182

**Fax Number**

**TPS** No

**FPS** Yes

**Incorporation Date** 26/02/1974

**Previous Name** RMS INTERNATIONAL LIMITED

**Type** Private limited with Share Capital

**FTSE Index** -

**Date of Change** 26/01/2007

**Filing Date of Accounts** 29/09/2017

**Currency** GBP

Share Capital	£1,171,200
SIC07	46760
Charity Number	-
SIC07 Description	WHOLESALE OF OTHER INTERMEDIATE PRODUCTS
Principal Activity	Distribution of stationery, consumer goods and premium gifts.

## **ADDITIONAL INFORMATION**

CCJ's	0 (£0)
No CCJ Information To Display	
Ultimate Holding Company	RMS INTERNATIONAL LIMITED
Accountant	-
Mortgages	18
Trade Debtors	-
Group	3 companies
Linkages	0 companies
Countries	In 0 countries

## **KEY FINANCIALS**

Year to Date	Turnover	Pre Tax Profit	Shareholder's Funds	Employees
31/12/2016	£18,203,374	£1,025,428	£5,122,584	80
31/12/2015	£17,137,183	£420,486	£3,578,656	71
31/12/2014	£20,743,044	£2,551,549	£3,797,234	65

## **MORTGAGE SUMMARY**

Total Mortgage	18
Outstanding	3
Satisfied	15

## **TRADE DEBTORS / BAD DEBT SUMMARY**

Total Number of Documented Trade	11
Total Value of Documented Trade	£29,961

**DISCLAIMER** : This Report is **PRIVATE & CONFIDENTIAL** and it is prepared at the request of and for its use by the Subscriber only. The Subscriber shall use the contents of the Report merely as an aid to its business. Mira Inform Private Limited ("MIPL") has collated information/data in the Report, which have not been verified unless otherwise specifically mentioned in the Report. The Subscriber shall independently verify the accuracy and correctness of the information/data before in any way acting upon the same. MIPL shall not be liable for any harm, injury, loss or damage caused to the Subscriber due to default by the Subscriber's debtors/beneficiaries in fulfilling their obligations of any nature whatsoever. This Report or any of its portion shall not be used as a documentary evidence or otherwise before any investigative agencies or forum of law. This Report is confidential and proprietary to MIPL. The Subscriber and/or any other person(s) may not reproduce, publish or disclose any of the contents of the Report to others without the express authorization of MIPL. This Report is prepared and issued to the Subscriber without any risk, responsibility or liability on the part of MIPL or its officials.

## COMMENTARY

This company's ratio of total liabilities to total assets indicates the presence of moderate equity funding.
This company's return on total assets employed ratio indicates a relatively efficient use of assets.
This company has only made late payments on a low percentage of invoices.
This company's bank loans and overdrafts (less cash) account for a moderate percentage of short term liabilities.
This company trades in an industry with a lower level of corporate failures.

## CCJ

Total Number of Exact CCJs -	0	Total Value of Exact CCJs -	
Total Number of Possible CCJs -	0	Total Value of Possible CCJs -	
Total Number of Satisfied CCJs -	0	Total Value of Satisfied CCJs -	
Total Number of Writs -	-		
Total Current Directors	3	Total Current Secretaries	1
Total Previous Directors / Company Secretaries	25	Total Person's With Significant Control	3

## CURRENT DIRECTORS

<b>Title</b>	Mr	<b>Function</b>	Director
<b>Name</b>	Tyrone Stuart Farber	<b>Nationality</b>	British
<b>Date of Birth</b>	04/1957	<b>Present Appointments</b>	7
<b>Latest Address</b>	9 Heythrop Close, Whitefield, Manchester	<b>Appointment Date</b>	01/07/1992
<b>Post Code</b>	M45 7YB		
<b>Other Actions</b>	<a href="#">View Director Report</a>	<a href="#">View Consumer Report</a>	<a href="#">View AML Report</a>
	<a href="#">View Trace Report</a>	<a href="#">View Compliance Report</a>	
<b>Title</b>	Mr	<b>Function</b>	Director
<b>Name</b>	Michael Taylor	<b>Nationality</b>	British
<b>Date of Birth</b>	04/1974	<b>Present Appointments</b>	1
<b>Latest Address</b>	International House Pendlebury Road, Swinton, Manchester	<b>Appointment Date</b>	01/04/2016
<b>Post Code</b>	M27 4GY		
<b>Other Actions</b>	<a href="#">View Director Report</a>	<a href="#">View Consumer Report</a>	<a href="#">View AML Report</a>

**DISCLAIMER** : This Report is **PRIVATE & CONFIDENTIAL** and it is prepared at the request of and for its use by the Subscriber only. The Subscriber shall use the contents of the Report merely as an aid to its business. Mira Inform Private Limited ("MIPL") has collated information/data in the Report, which have not been verified unless otherwise specifically mentioned in the Report. The Subscriber shall independently verify the accuracy and correctness of the information/data before in any way acting upon the same. MIPL shall not be liable for any harm, injury, loss or damage caused to the Subscriber due to default by the Subscriber's debtors/beneficiaries in fulfilling their obligations of any nature whatsoever. This Report or any of its portion shall not be used as a documentary evidence or otherwise before any investigative agencies or forum of law. This Report is confidential and proprietary to MIPL. The Subscriber and/or any other person(s) may not reproduce, publish or disclose any of the contents of the Report to others without the express authorization of MIPL. This Report is prepared and issued to the Subscriber without any risk, responsibility or liability on the part of MIPL or its officials.

	<b>View Trace Report</b>	<b>View Compliance Report</b>	
<b>Title</b>	Mr	<b>Function</b>	Director
<b>Name</b>	James Paul Flude	<b>Nationality</b>	British
<b>Date of Birth</b>	07/1974	<b>Present Appointments</b>	3
<b>Latest Address</b>	Grafix House 6 Boundary Road, Pendlebury, Swinton, Manchester	<b>Appointment Date</b>	02/03/2018
<b>Post Code</b>	M27 4EQ		
<b>Other Actions</b>	<b>View Director Report</b>	<b>View Consumer Report</b>	<b>View AML Report</b>
	<b>View Trace Report</b>	<b>View Compliance Report</b>	

## **CURRENT COMPANY SECRETARY**

<b>Title</b>	Mrs	<b>Function</b>	Company Secretary
<b>Name</b>	Jackie Farber	<b>Nationality</b>	
<b>Date of Birth</b>	-	<b>Present Appointments</b>	1
<b>Latest Address</b>	Grafix House 6 Boundary Road, Pendlebury, Swinton, Manchester	<b>Appointment Date</b>	08/06/2017
<b>Post Code</b>	M27 6WA		
<b>Other Actions</b>		<b>View Consumer Report</b>	<b>View Trace Report</b>
	<b>View Compliance Report</b>		

## **TOP SHAREHOLDERS**
















Name	Currency	Share Count	Share Type	Nominal Value	% of Total Share Count
RMS INTERNATIONAL HOLDINGS LIMITED	GBP	1,171,139	ORDINARY	1	99.99
RMS INTERNATIONAL HOLDINGS LIMITED	GBP	60	ORDINARY A	1	0.01
MARTIN A. ABRAMSON	GBP	1	ORDINARY	1	0

## **FINANCIALS**

### **Profit & Loss**

	Date Of Accounts	31/12/16	(%)	31/12/15	(%)	31/12/14	(%)	31/12/13	(%)	31/12/12
	Weeks	52	(%)	52	(%)	52	(%)	52	(%)	52
	Currency	GBP	(%)	GBP	(%)	GBP	(%)	GBP	(%)	GBP
	Consolida	N	(%)	N	(%)	N	(%)	N	(%)	N


















**DISCLAIMER** : This Report is **PRIVATE & CONFIDENTIAL** and it is prepared at the request of and for its use by the Subscriber only. The Subscriber shall use the contents of the Report merely as an aid to its business. Mira Inform Private Limited ("MIPL") has collated information/data in the Report, which have not been verified unless otherwise specifically mentioned in the Report. The Subscriber shall independently verify the accuracy and correctness of the information/data before in any way acting upon the same. MIPL shall not be liable for any harm, injury, loss or damage caused to the Subscriber due to default by the Subscriber's debtors/beneficiaries in fulfilling their obligations of any nature whatsoever. This Report or any of its portion shall not be used as a documentary evidence or otherwise before any investigative agencies or forum of law. This Report is confidential and proprietary to MIPL. The Subscriber and/or any other person(s) may not reproduce, publish or disclose any of the contents of the Report to others without the express authorization of MIPL. This Report is prepared and issued to the Subscriber without any risk, responsibility or liability on the part of MIPL or its officials.

	ted A/cs									
	<b>Turnover</b>	<b>£18,203,374</b>	<b>6.2%</b>	<b>£17,137,183</b>	<b>-17.4%</b>	<b>£20,743,044</b>	<b>51.9%</b>	<b>£13,655,758</b>	<b>-0.1%</b>	<b>£13,665,419</b>
	Export	£2,067,623	6.5%	£1,942,315	-10.9%	£2,178,895	20.2%	£1,812,000	-11.3%	£2,042,144
	Cost of Sales	£15,098,866	22.1%	£12,369,451	-15.4%	£14,616,133	52.7%	£9,571,178	-3.1%	£9,881,618
	Gross Profit	£3,104,508	-34.9%	£4,767,732	-22.2%	£6,126,911	50%	£4,084,580	7.9%	£3,783,801
	Wages & Salaries	£2,614,983	5.6%	£2,476,470	28%	£1,935,320	23.6%	£1,566,240	1.5%	£1,543,285
	Directors Emoluments	£433,610	330.2%	£100,802	-18.5%	£123,758	-17.5%	£150,012	-6.1%	£159,768
	<b>Operating Profit</b>	<b>£1,207,849</b>	<b>83.4%</b>	<b>£658,629</b>	<b>-75.3%</b>	<b>£2,666,027</b>	<b>127%</b>	<b>£1,174,224</b>	<b>-6.5%</b>	<b>£1,255,368</b>
	Depreciation	£182,335	-11.3%	£205,455	58.3%	£129,777	38.3%	£93,868	-4.3%	£98,134
	Audit Fees	£39,000	41.8%	£27,500	1.9%	£27,000	-	-	-	£25,000
	Interest Payments	£182,421	-0.2%	£182,765	-21.3%	£232,167	-17.6%	£281,857	-21.1%	£357,396
	<b>Pre Tax Profit</b>	<b>£1,025,428</b>	<b>143.9%</b>	<b>£420,486</b>	<b>-83.5%</b>	<b>£2,551,549</b>	<b>185.9%</b>	<b>£892,367</b>	<b>-0.6%</b>	<b>£897,972</b>
	Taxation	-£36,800	59.9%	-£91,784	-302.9%	£45,228	653.8%	£6,000	122.6%	-£26,530
	Profit After Tax	£988,628	200.8%	£328,702	-87.3%	£2,596,777	189.1%	£898,367	3.1%	£871,442
	Dividends Payable	-	-100%	£547,280	104.2%	£268,000	-	-	-	-
	<b>Retained Profit</b>	<b>£988,628</b>	<b>552.3%</b>	<b>-£218,578</b>	<b>-109.4%</b>	<b>£2,328,777</b>	<b>159.2%</b>	<b>£898,367</b>	<b>3.1%</b>	<b>£871,442</b>

**Balance Sheet**

	Date Of Accounts	31/12/16	(%)	31/12/15	(%)	31/12/14	(%)	31/12/13	(%)	31/12/12
--	------------------	----------	-----	----------	-----	----------	-----	----------	-----	----------

**DISCLAIMER** : This Report is **PRIVATE & CONFIDENTIAL** and it is prepared at the request of and for its use by the Subscriber only. The Subscriber shall use the contents of the Report merely as an aid to its business. Mira Inform Private Limited ("MIPL") has collated information/data in the Report, which have not been verified unless otherwise specifically mentioned in the Report. The Subscriber shall independently verify the accuracy and correctness of the information/data before in any way acting upon the same. MIPL shall not be liable for any harm, injury, loss or damage caused to the Subscriber due to default by the Subscriber's debtors/beneficiaries in fulfilling their obligations of any nature whatsoever. This Report or any of its portion shall not be used as a documentary evidence or otherwise before any investigative agencies or forum of law. This Report is confidential and proprietary to MIPL. The Subscriber and/or any other person(s) may not reproduce, publish or disclose any of the contents of the Report to others without the express authorization of MIPL. This Report is prepared and issued to the Subscriber without any risk, responsibility or liability on the part of MIPL or its officials.

	Tangible Assets	£4,717,482	38.6%	£3,402,451	3%	£3,304,048	19.6%	£2,762,446	-18.3%	£3,380,837
	Intangible Assets	0	-	0	-	0	-	0	-	0
	<b>Total Fixed Assets</b>	<b>£4,717,482</b>	<b>38.6%</b>	<b>£3,402,451</b>	<b>3%</b>	<b>£3,304,048</b>	<b>19.6%</b>	<b>£2,762,446</b>	<b>-18.3%</b>	<b>£3,380,837</b>
	Stock	£2,846,377	8.9%	£2,614,718	3.4%	£2,529,474	39.1%	£1,818,179	1.4%	£1,792,372
	Trade Debtors	£5,542,434	22.2%	£4,537,203	-12.5%	£5,184,129	32.9%	£3,899,336	26.9%	£3,072,826
	Cash	£267,192	-64.7%	£757,648	999.9%	£1,549	-88%	£12,900	999.9%	£143
	Other Debtors	£1,818,742	-9.4%	£2,007,095	-12.6%	£2,295,897	16.5%	£1,970,831	7.3%	£1,836,426
	Miscellaneous Current Assets	0	-	0	-	0	-	0	-	0
	<b>Total Current Assets</b>	<b>£10,474,745</b>	<b>5.6%</b>	<b>£9,916,664</b>	<b>-0.9%</b>	<b>£10,011,049</b>	<b>30%</b>	<b>£7,701,246</b>	<b>14.9%</b>	<b>£6,701,767</b>
	Trade Creditors	£1,370,412	4.7%	£1,309,260	-8.5%	£1,431,264	10.3%	£1,297,676	-30.9%	£1,878,683
	Bank Loans & Overdrafts	£641,865	8.5%	£591,664	208.2%	£191,956	70.4%	£112,667	-78.7%	£529,508
	Other Short Term Finance	£2,589,274	15.1%	£2,249,319	85.5%	£1,212,472	999.9%	£11,497	80.4%	£6,374
	Miscellaneous Current Liabilities	£4,091,349	0.3%	£4,080,248	-8.1%	£4,438,304	5.4%	£4,209,314	-2.9%	£4,335,727
	<b>Total Current Liabilities</b>	<b>£8,692,900</b>	<b>5.6%</b>	<b>£8,230,491</b>	<b>13.1%</b>	<b>£7,273,996</b>	<b>29.2%</b>	<b>£5,631,154</b>	<b>-16.6%</b>	<b>£6,750,292</b>
	Bank Loans & Overdrafts and LTL	£2,018,608	-4%	£2,101,632	-13.7%	£2,435,823	-34.5%	£3,717,742	5.2%	£3,532,724
	Other Long Term Finance	£59,035	-56.4%	£135,332	-84%	£844,923	-59.6%	£2,093,464	-9.9%	£2,323,216
	<b>Total Long Term Liabilities</b>	<b>£1,376,743</b>	<b>-8.8%</b>	<b>£1,509,968</b>	<b>-32.7%</b>	<b>£2,243,867</b>	<b>-37.8%</b>	<b>£3,605,075</b>	<b>20%</b>	<b>£3,003,216</b>

**Capital & Reserves**

	Date Of	31/12/16	(%)	31/12/15	(%)	31/12/14	(%)	31/12/13	(%)	31/12/12
--	---------	----------	-----	----------	-----	----------	-----	----------	-----	----------

**DISCLAIMER** : This Report is **PRIVATE & CONFIDENTIAL** and it is prepared at the request of and for its use by the Subscriber only. The Subscriber shall use the contents of the Report merely as an aid to its business. Mira Inform Private Limited ("MIPL") has collated information/data in the Report, which have not been verified unless otherwise specifically mentioned in the Report. The Subscriber shall independently verify the accuracy and correctness of the information/data before in any way acting upon the same. MIPL shall not be liable for any harm, injury, loss or damage caused to the Subscriber due to default by the Subscriber's debtors/beneficiaries in fulfilling their obligations of any nature whatsoever. This Report or any of its portion shall not be used as a documentary evidence or otherwise before any investigative agencies or forum of law. This Report is confidential and proprietary to MIPL. The Subscriber and/or any other person(s) may not reproduce, publish or disclose any of the contents of the Report to others without the express authorization of MIPL. This Report is prepared and issued to the Subscriber without any risk, responsibility or liability on the part of MIPL or its officials.

	Accounts									
	Called Up Share Capital	£1,171,200	-	£1,171,200	-	£1,171,200	-	£1,171,200	-	£1,171,200
	P & L Account Reserve	£1,484,291	199.5%	£495,663	-28.2%	£690,337	143.1%	£1,600,033	41.1%	£2,715,869
	Revaluation Reserve	£2,467,093	29%	£1,911,793	-1.2%	£1,935,697	16.9%	£1,656,296	-11.6%	£1,873,765
	Sundry Reserves	-	-	-	-	-	-	-	-	-
	<b>Shareholder Funds</b>	<b>£5,122,584</b>	<b>43.1%</b>	<b>£3,578,656</b>	<b>-5.8%</b>	<b>£3,797,234</b>	<b>209.4%</b>	<b>£1,227,463</b>	<b>273%</b>	<b>£329,096</b>

**Other Financial Items**

	Date Of Accounts	31/12/16	(%)	31/12/15	(%)	31/12/14	(%)	31/12/13	(%)	31/12/12
	Net Worth	£5,122,584	43.1%	£3,578,656	-5.8%	£3,797,234	209.4%	£1,227,463	273%	£329,096
	Working Capital	£1,781,845	5.7%	£1,686,173	-38.4%	£2,737,053	32.2%	£2,070,092	999.9%	-£48,525
	Total Assets	£15,192,227	14.1%	£13,319,115	0%	£13,315,097	27.3%	£10,463,692	3.8%	£10,082,604
	Total Liabilities	£10,069,643	3.4%	£9,740,459	2.3%	£9,517,863	3%	£9,236,229	-5.3%	£9,753,508
	Net Assets	£5,122,584	43.1%	£3,578,656	-5.8%	£3,797,234	209.4%	£1,227,463	273%	£329,096



**Cash Flow**

	Date Of Accounts	31/12/16	(%)	31/12/15	(%)	31/12/14	(%)	31/12/13	(%)	31/12/12
	Net Cashflow from Operations	-	-	-	-	-	-	-	-	-
	Net Cashflow before Financing	-	-	-	-	-	-	-	-	-
	Net Cashflow from Financing	-	-	-	-	-	-	-	-	-
	Increase in Cash	-	-	-	-	-	-	-	-	-











**Miscellaneous**

	Date Of Accounts	31/12/16	(%)	31/12/15	(%)	31/12/14	(%)	31/12/13	(%)	31/12/12
	Contingent Liability	NO	-	NO	-	NO	-	YES	-	YES

**DISCLAIMER** : This Report is **PRIVATE & CONFIDENTIAL** and it is prepared at the request of and for its use by the Subscriber only. The Subscriber shall use the contents of the Report merely as an aid to its business. Mira Inform Private Limited ("MIPL") has collated information/data in the Report, which have not been verified unless otherwise specifically mentioned in the Report. The Subscriber shall independently verify the accuracy and correctness of the information/data before in any way acting upon the same. MIPL shall not be liable for any harm, injury, loss or damage caused to the Subscriber due to default by the Subscriber's debtors/beneficiaries in fulfilling their obligations of any nature whatsoever. This Report or any of its portion shall not be used as a documentary evidence or otherwise before any investigative agencies or forum of law. This Report is confidential and proprietary to MIPL. The Subscriber and/or any other person(s) may not reproduce, publish or disclose any of the contents of the Report to others without the express authorization of MIPL. This Report is prepared and issued to the Subscriber without any risk, responsibility or liability on the part of MIPL or its officials.

	Capital Employed	£6,499,327	27.7 %	£5,088,624	- 15.8 %	£6,041,101	25%	£4,832,538	45%	£3,332,312
	Number of Employees	80	12.7 %	71	9.2%	65	4.8 %	62	1.6 %	61
	Accountants									
	Auditors	PRICEWATERHOUSECOOPERS LLP								
	Auditor Comments	The audit report contains no adverse comments								
	Bankers	BARCLAYS BANK PLC								
	Bank Branch Code	40-31-24								

**Ratios**

	Date Of Accounts	31/12/16	31/12/15	31/12/14	31/12/13	31/12/12
	Pre-tax profit margin %	5.63	2.45	12.30	6.53	6.57
	Current ratio	1.20	1.20	1.38	1.37	0.99
	Sales/Net Working Capital	10.22	10.16	7.58	6.60	-281.62
	Gearing %	39.40	58.70	64.10	302.90	1073.50
	Equity in %	33.70	26.90	28.50	11.70	3.30
	Creditor Days	27.40	27.80	25.11	34.59	50.04
	Debtor Days	110.82	96.37	90.97	103.93	81.84
	Liquidity/Acid Test	0.87	0.88	1.02	1.04	0.72
	Return On Capital Employed %	15.77	8.26	42.23	18.46	26.94
	Return On Total Assets Employed %	6.74	3.15	19.16	8.52	8.90
	Current Debt Ratio	1.69	2.29	1.91	4.58	20.51
	Total Debt Ratio	1.96	2.72	2.50	7.52	29.63
	Stock Turnover Ratio %	15.63	15.25	12.19	13.31	13.11
	Return on Net Assets Employed %	20.01	11.74	67.19	72.70	272.86

**EVENT HISTORY VIEW DOCUMENTS**

Date	Description
24/04/2018	Payment Data Update Received
27/03/2018	Confirmation Statement

**DISCLAIMER** : This Report is **PRIVATE & CONFIDENTIAL** and it is prepared at the request of and for its use by the Subscriber only. The Subscriber shall use the contents of the Report merely as an aid to its business. Mira Inform Private Limited ("MIPL") has collated information/data in the Report, which have not been verified unless otherwise specifically mentioned in the Report. The Subscriber shall independently verify the accuracy and correctness of the information/data before in any way acting upon the same. MIPL shall not be liable for any harm, injury, loss or damage caused to the Subscriber due to default by the Subscriber's debtors/beneficiaries in fulfilling their obligations of any nature whatsoever. This Report or any of its portion shall not be used as a documentary evidence or otherwise before any investigative agencies or forum of law. This Report is confidential and proprietary to MIPL. The Subscriber and/or any other person(s) may not reproduce, publish or disclose any of the contents of the Report to others without the express authorization of MIPL. This Report is prepared and issued to the Subscriber without any risk, responsibility or liability on the part of MIPL or its officials.

20/03/2018	Payment Data Update Received
06/03/2018	Mr D.P. Barrow has left the board
06/03/2018	New Board Member Mr J.P. Flude appointed
01/02/2018	Confirmation Statement
10/01/2018	Payment Data Update Received
18/10/2017	New Accounts Filed
18/10/2017	New Accounts Filed
12/09/2017	Payment Data Update Received
12/09/2017	Mr Y.L. Abramson has left the board
12/06/2017	New Company Secretary Mrs J. Farber appointed
27/04/2017	Change in Reg.Office
24/03/2017	Annual Returns
18/01/2017	Change in Reg.Office

## **PREVIOUS COMPANY NAMES**

Date	Previous Name
26/01/2007	RMS INTERNATIONAL LIMITED
24/06/1985	R.M.S. WHOLESALERS INTERNATIONAL LIMITED
31/12/1981	R.M.S. (WHOLESALERS) LEIGH LIMITED

### **Writ Details**

No writs found
----------------

## **STATISTICS**

<b>Group</b>	3 companies
<b>Linkages</b>	0 companies
<b>Countries</b>	In 0 countries

## **SUMMARY**

<b>Holding Company</b>	RMS INTERNATIONAL HOLDINGS LIMITED
<b>Ownership Status</b>	Wholly Owned
<b>Ultimate Holding Company</b>	RMS INTERNATIONAL LIMITED

## **GROUP STRUCTURE FULL**

Company Name	Registered	Latest	Consol.	Turnover
--------------	------------	--------	---------	----------

**DISCLAIMER** : This Report is **PRIVATE & CONFIDENTIAL** and it is prepared at the request of and for its use by the Subscriber only. The Subscriber shall use the contents of the Report merely as an aid to its business. Mira Inform Private Limited ("MIPL") has collated information/data in the Report, which have not been verified unless otherwise specifically mentioned in the Report. The Subscriber shall independently verify the accuracy and correctness of the information/data before in any way acting upon the same. MIPL shall not be liable for any harm, injury, loss or damage caused to the Subscriber due to default by the Subscriber's debtors/beneficiaries in fulfilling their obligations of any nature whatsoever. This Report or any of its portion shall not be used as a documentary evidence or otherwise before any investigative agencies or forum of law. This Report is confidential and proprietary to MIPL. The Subscriber and/or any other person(s) may not reproduce, publish or disclose any of the contents of the Report to others without the express authorization of MIPL. This Report is prepared and issued to the Subscriber without any risk, responsibility or liability on the part of MIPL or its officials.

	Number	Key Financials	Accounts	
RMS INTERNATIONAL LIMITED	02915858	31.12.2016	Y	£50,102,000
RMS INTERNATIONAL HOLD...	02534543	31.12.2016	N	
RMS INTERNATIONAL UK...	01161241	31.12.2016	N	£18,203,374

Group	3 companies
Linkages	0 companies
Countries	In 0 countries

## **MORTGAGE DETAILS**

<b>Mortgage Type:</b>			
<b>Date Charge Created:</b>	25/11/15		
<b>Date Charge Registered:</b>	16/12/15		
<b>Date Charge Satisfied:</b>	-		
<b>Status:</b>	OUTSTANDING		
<b>Person(s) Entitled:</b>	BARCLAYS BANK PLC;		
<b>Amount Secured:</b>			
<b>Details:</b>	THE FREEHOLD PROPERTY KNOWN AS OR BEING INTERNATIONAL HOUSE, PENDLEBURY ROAD, SWINTON, M27 4GY REGISTERED UNDER TITLE NUMBER GM451097 (ADMINISTRATIVE AREA - GREATER MANCHESTER: SALFORD) CONTAINS NEGATIVE PLEDGE.		
<b>Mortgage Type:</b>			
<b>Date Charge Created:</b>	11/11/15		
<b>Date Charge Registered:</b>	16/11/15		
<b>Date Charge Satisfied:</b>	-		
<b>Status:</b>	OUTSTANDING		
<b>Person(s) Entitled:</b>	BARCLAYS BANK PLC;		
<b>Amount Secured:</b>			
<b>Details:</b>	CONTAINS FIXED CHARGE. CONTAINS FLOATING CHARGE. FLOATING CHARGE COVERS ALL THE PROPERTY OR UNDERTAKING OF THE COMPANY. CONTAINS NEGATIVE PLEDGE.		
<b>Mortgage Type:</b>			
<b>Date Charge Created:</b>	24/06/15		
<b>Date Charge Registered:</b>	29/06/15		
<b>Date Charge Satisfied:</b>	-		
<b>Status:</b>	OUTSTANDING		
<b>Person(s) Entitled:</b>	BARCLAYS BANK PLC;		

**DISCLAIMER :** This Report is **PRIVATE & CONFIDENTIAL** and it is prepared at the request of and for its use by the Subscriber only. The Subscriber shall use the contents of the Report merely as an aid to its business. Mira Inform Private Limited ("MIPL") has collated information/data in the Report, which have not been verified unless otherwise specifically mentioned in the Report. The Subscriber shall independently verify the accuracy and correctness of the information/data before in any way acting upon the same. MIPL shall not be liable for any harm, injury, loss or damage caused to the Subscriber due to default by the Subscriber's debtors/beneficiaries in fulfilling their obligations of any nature whatsoever. This Report or any of its portion shall not be used as a documentary evidence or otherwise before any investigative agencies or forum of law. This Report is confidential and proprietary to MIPL. The Subscriber and/or any other person(s) may not reproduce, publish or disclose any of the contents of the Report to others without the express authorization of MIPL. This Report is prepared and issued to the Subscriber without any risk, responsibility or liability on the part of MIPL or its officials.

<b>Amount Secured:</b>			
<b>Details:</b>	CONTAINS FIXED CHARGE.CONTAINS FLOATINGCHARGE.FLOATING CHARGE COVERS ALL THE PROPERTY OR UNDERTAKING OF THE COMPANY.CONTAINS NEGATIVE PLEDGE.		
<b>Mortgage Type:</b>			
<b>Date Charge Created:</b>	04/10/13		
<b>Date Charge Registered:</b>	04/10/13		
<b>Date Charge Satisfied:</b>	05/12/15		
<b>Status:</b>	SATISFIED		
<b>Person(s) Entitled:</b>	HSBC INVOICE FINANCE (UK) LTD;		
<b>Amount Secured:</b>			
<b>Details:</b>	CONTAINS FIXED CHARGE.NOTIFICATION OF ADDITION TO OR AMENDMENT OF CHARGE.		
<b>Mortgage Type:</b>			
<b>Date Charge Created:</b>	27/09/13		
<b>Date Charge Registered:</b>	27/09/13		
<b>Date Charge Satisfied:</b>	05/12/15		
<b>Status:</b>	SATISFIED		
<b>Person(s) Entitled:</b>	HSBC INVOICE FINANCE (UK) LTD;		
<b>Amount Secured:</b>			
<b>Details:</b>	CONTAINS FLOATING CHARGE.FLOATING CHARGE COVERS ALL THE PROPERTY OR UNDERTAKINGOF THE COMPANY.NOTIFICATION OF ADDITIONTO OR AMENDMENT OF CHARGE.		
<b>Mortgage Type:</b>			
<b>Date Charge Created:</b>	21/08/13		
<b>Date Charge Registered:</b>	23/08/13		
<b>Date Charge Satisfied:</b>	05/12/15		
<b>Status:</b>	SATISFIED		
<b>Person(s) Entitled:</b>	HSBC BANK PLC;		
<b>Amount Secured:</b>			
<b>Details:</b>	N/ANOTIFICATION OF ADDITION TO OR AMENDMENT OF CHARGE.		
<b>Mortgage Type:</b>	LEGAL CHARGE		
<b>Date Charge Created:</b>	27/10/10		
<b>Date Charge Registered:</b>	16/08/13		
<b>Date Charge Satisfied:</b>	-		
<b>Status:</b>	SATISFIED		
<b>Person(s) Entitled:</b>	CLOSE INVOICE FINANCE LIMITED;		
<b>Amount Secured:</b>			
<b>Details:</b>	F/H LAND AND BUILDINGS ON THE SOUTH EAST SIDE OF PENDLEBURY ROAD SWINTON T/NOS GM451097 AND GM458332		
<b>Mortgage Type:</b>	DEBENTURE		
<b>Date Charge Created:</b>	11/05/10		
<b>Date Charge Registered:</b>	16/08/13		
<b>Date Charge Satisfied:</b>	-		
<b>Status:</b>	SATISFIED		
<b>Person(s) Entitled:</b>	CLOSE INVOICE FINANCE LTD;		
<b>Amount Secured:</b>			

<b>Details:</b>	FIXED AND FLOATING CHARGE OVER THE UNDERTAKING AND ALL PROPERTY AND ASSETS PRESENT AND FUTURE, INCLUDING GOODWILL, BOOKDEBTS, UNCALLED CAPITAL, BUILDINGS, FIXTURES, FIXED PLANT & MACHINERY SEE IMAGEFOR FULL DETAILS		
<b>Mortgage Type:</b>	DEBENTURE		
<b>Date Charge Created:</b>	20/03/08		
<b>Date Charge Registered:</b>	04/04/08		
<b>Date Charge Satisfied:</b>	10/06/16		
<b>Status:</b>	SATISFIED		
<b>Person(s) Entitled:</b>	M & K INTERNATIONAL LIMITED (SECURITY TRUSTEE);		
<b>Amount Secured:</b>			
<b>Details:</b>	FIXED AND FLOATING CHARGES OVER THE UNDERTAKING AND ALL PROPERTY AND ASSETS PRESENT AND FUTURE INCLUDING GOODWILL UNCALLED CAPITAL BUILDINGS FIXTURES PLANT ANDMACHINERY SEE IMAGE FOR FULL DETAILS		
<b>Mortgage Type:</b>	DEBENTURE		
<b>Date Charge Created:</b>	06/06/07		
<b>Date Charge Registered:</b>	13/06/07		
<b>Date Charge Satisfied:</b>	01/09/10		
<b>Status:</b>	SATISFIED		
<b>Person(s) Entitled:</b>	GMAC COMMERCIAL FINANCE PLC		
<b>Amount Secured:</b>			
<b>Details:</b>	FIXED AND FLOATING CHARGES OVER THE UNDERTAKING AND ALL PROPERTY AND ASSETS PRESENT AND FUTURE INCLUDING GOODWILL BOOKDEBTS UNCALLED CAPITAL BUILDINGS FIXTURESFIXED PLANT AND MACHINERYSEE THE MORTGAGECHARGE DOCUMENT FOR FULL DETAILS		
<b>Mortgage Type:</b>	FIXED EQUITABLE CHARGE ON ALL DISCOUNTED DEBTS AND OTHER DEBTS AND A FLOATING CHARGE ON THE PROCEEDSOF OTHER DEBTS		
<b>Date Charge Created:</b>	28/10/98		
<b>Date Charge Registered:</b>	04/11/98		
<b>Date Charge Satisfied:</b>	01/09/10		
<b>Status:</b>	SATISFIED		
<b>Person(s) Entitled:</b>	CONFIDENTIAL INVOICE DISCOUNTING LIMITED		
<b>Amount Secured:</b>			
<b>Details:</b>	FIXED EQUITABLE CHARGE ALL DISCOUNTED DEBTS AND THE OTHER DEBTS; AND BY WAY OF FLOATING CHARGE SUCHOF THE MONIES WHICHTHE COMPANY MAY RECEIVE IN RESPECT OF THE OTHER DEBTS		
<b>Mortgage Type:</b>	LEGAL CHARGE		
<b>Date Charge Created:</b>	15/03/96		
<b>Date Charge Registered:</b>	22/03/96		
<b>Date Charge Satisfied:</b>	18/12/15		
<b>Status:</b>	SATISFIED		
<b>Person(s) Entitled:</b>	MIDLAND BANK PLC;		
<b>Amount Secured:</b>			
<b>Details:</b>	PREMISES AT INTERNATIONAL HOUSE PENDLEBURY ROAD SWINTON		

	MANCHESTER FIXED CHARGEON ALL PLANT MACHINERY FIXTURES FITTINGS FURNITURE EQUIPMENT AND UTENSILS AT THE PROPERTY		
<b>Mortgage Type:</b>	DEBENTURE		
<b>Date Charge Created:</b>	15/03/96		
<b>Date Charge Registered:</b>	22/03/96		
<b>Date Charge Satisfied:</b>	18/12/15		
<b>Status:</b>	SATISFIED		
<b>Person(s) Entitled:</b>	MIDLAND BANK PLC;		
<b>Amount Secured:</b>			
<b>Details:</b>	FIXED AND FLOATING CHARGES OVER THE UNDERTAKING AND ALL PROPERTY AND ASSETS PRESENT AND FUTURE INCLUDING GOODWILL BOOKDEBTS UNCALLED CAPITAL BUILDINGS FIXTURESFIXED PLANT AND MACHINERY		
<b>Mortgage Type:</b>	DEBENTURE		
<b>Date Charge Created:</b>	31/12/90		
<b>Date Charge Registered:</b>	03/01/91		
<b>Date Charge Satisfied:</b>	01/09/10		
<b>Status:</b>	SATISFIED		
<b>Person(s) Entitled:</b>	THE HONGKONG AND SHANGHAI BANKING CORPORATION LIMITED		
<b>Amount Secured:</b>			
<b>Details:</b>	FIXED AND FLOATING CHARGES OVER THE UNDERTAKING AND ALL PROPERTY AND ASSETS PRESENT AND FUTURE INCLUDING GOODWILL BOOKDEBTS UNCALLED CAPITAL BUILDINGS FIXTURESFIXED PLANT AND MACHINERY		
<b>Mortgage Type:</b>	LEGAL CHARGE		
<b>Date Charge Created:</b>	31/12/90		
<b>Date Charge Registered:</b>	03/01/91		
<b>Date Charge Satisfied:</b>	01/09/10		
<b>Status:</b>	SATISFIED		
<b>Person(s) Entitled:</b>	THE HONGKONG AND SHANGHAI BANKING CORPORATION LIMITED		
<b>Amount Secured:</b>			
<b>Details:</b>	LAND LYING TO SOUTH EAST OF PENDLEBURY ROAD SWINTON GREATER MANCHESTERFLOATING CHARGE OVER ALL MOVEABLE PLANTMACHINERY IMPLEMENTS UTENSILS FURNITUREAND EQUIPMENT		
<b>Mortgage Type:</b>	DEED OF FURTHER CHARGE		
<b>Date Charge Created:</b>	03/05/88		
<b>Date Charge Registered:</b>	31/05/13		
<b>Date Charge Satisfied:</b>	-		
<b>Status:</b>	SATISFIED		
<b>Person(s) Entitled:</b>	EAGLE STAR INSURANCE COMPANY LIMITED;		
<b>Amount Secured:</b>			
<b>Details:</b>	FREEHOLD LAND AND BUILDINGS ON THE SOUTH EAST SIDE OF PENDLEBURY ROAD, SWINTON,SALFORD, GREATER MANCHESTER. TITLE NO GM 451097 TITLE NO GM 458332		
<b>Mortgage Type:</b>	DEED OF SUPPLEMENTAL MORTGAGE		
<b>Date Charge Created:</b>	30/03/88		

**RMS INTERNATIONAL UK LTD - 526005**

**PAGE NO. : 17**

<b>Date Charge Registered:</b>	07/04/88		
<b>Date Charge Satisfied:</b>	01/09/10		
<b>Status:</b>	SATISFIED		
<b>Person(s) Entitled:</b>	EAGLE STAR INSURANCE COMPANY LIMITED		
<b>Amount Secured:</b>			
<b>Details:</b>	F/H PROPERTY SITUATE ON THE SOUTH EAST SIDE OF PENDLEBURY ROAD SWINTON SALFORD GREATER MANCHESTER T/NOS GM 451097 & GM 458332		
<b>Mortgage Type:</b>	DEBENTURE		
<b>Date Charge Created:</b>	30/11/84		
<b>Date Charge Registered:</b>	06/12/84		
<b>Date Charge Satisfied:</b>	25/05/88		
<b>Status:</b>	SATISFIED		
<b>Person(s) Entitled:</b>	CREDIT LYONNAIS BANK NEDERLAND N.V.		
<b>Amount Secured:</b>	ALL MONIES DUE OR TO BECOME DUE FROM THE COMPANY TO THE CHARGE ON ANY ACCOUNT WHATSOEVER		
<b>Details:</b>	A SPECIFIC EQUITABLE CHARGE OVER ALL F/HOLD & L/HOLD PROPERTIES FIXED & FLOATING CHARGE OVER THE UNDERTAKING AND ALL PROPERTY AND RIGHTS AND ASSETS PRESENT AND FUTURE INCLUDING GOODWILL, BOOK DEBTS & UNCALLED CAPITAL (SEE DOC M12 FOR FULL DETAIL)		

## **CREDITOR DETAILS**

	<b>Total Number</b>	<b>Total Value</b>
Trade Creditors	<b>0</b>	<b>-</b>
No Creditor Data		

## **TRADE DEBTORS / BAD DEBT DETAIL**

	<b>Total Number of Documented Trade</b>	<b>Total Value of Documented Trade</b>	
Trade Debtors	<b>11</b>	<b>£29,961</b>	
<b>Company Name</b>		<b>Amount</b>	<b>Statement Date</b>
Pound Empire Limited		£7,205	29/02/2012
Simply Gifts UK Limited		£5,000	29/11/2013
Cosy Home Textiles Limited		£4,288	11/11/2011
Fozdar Discount Limited		£2,177	19/04/2013
Acorn Retail Limited		£2,037	16/04/2015
Innovations Retail Limited		£2,026	20/01/2010
United Trade Stores Limited		£1,980	01/04/2010

**DISCLAIMER** : This Report is **PRIVATE & CONFIDENTIAL** and it is prepared at the request of and for its use by the Subscriber only. The Subscriber shall use the contents of the Report merely as an aid to its business. Mira Inform Private Limited ("MIPL") has collated information/data in the Report, which have not been verified unless otherwise specifically mentioned in the Report. The Subscriber shall independently verify the accuracy and correctness of the information/data before in any way acting upon the same. MIPL shall not be liable for any harm, injury, loss or damage caused to the Subscriber due to default by the Subscriber's debtors/beneficiaries in fulfilling their obligations of any nature whatsoever. This Report or any of its portion shall not be used as a documentary evidence or otherwise before any investigative agencies or forum of law. This Report is confidential and proprietary to MIPL. The Subscriber and/or any other person(s) may not reproduce, publish or disclose any of the contents of the Report to others without the express authorization of MIPL. This Report is prepared and issued to the Subscriber without any risk, responsibility or liability on the part of MIPL or its officials.

Pound Centre 09 Ltd	£1,920	22/08/2013
Home And Fashion Limited	£1,455	08/07/2011
Original Poundstore Extra Limited	£1,223	27/04/2012
The Bargain Store (Bham) Ltd	£650	24/09/2014

## **PREVIOUS DIRECTOR/COMPANY SECRETARIES**

Name	Current Active Appointments	Previous Appointments	Dissolved Companies
Waverley Duncan Cameron	1	3	4
Nigel Warren Gordon	0	4	10
Nigel Warren Gordon	0	4	10
Colin Charles Wardale	1	2	2
Colin Charles Wardale	1	2	2
Avrom Bishop	5	6	18
Avrom Bishop	5	6	18
Richard Mark Rosenberg	0	6	10
Richard Mark Rosenberg	0	6	10
Karen Abramson	0	5	9
Alexander Stewart Bremner	3	2	42
Paula Jane Smith	0	14	11
Andrew Howard Edwards	0	1	0
Stuart Bradley Landes	0	1	0
Martin Anthony Abramson	0	8	34
Alistair Tanner	2	8	5
Alistair Tanner	2	8	5
Ryan Simon Farber	0	6	5
Ryan Simon Farber	0	6	5
Andrea Conrad	0	1	0
Jonathan Hammond	2	3	5
Yonni Leslie Spiero Abramson	16	4	18
Graham Hallworth	1	23	76
Graham Hallworth	1	23	76
David Paul Barrow	6	18	4
<b>Total Persons With Significant Control</b>	<b>3</b>	<b>Total Statements</b>	<b>0</b>
<b>Active</b>	<b>2</b>	<b>Active</b>	<b>0</b>
<b>Ceased</b>	<b>1</b>	<b>Ceased</b>	<b>0</b>

**DISCLAIMER** : This Report is **PRIVATE & CONFIDENTIAL** and it is prepared at the request of and for its use by the Subscriber only. The Subscriber shall use the contents of the Report merely as an aid to its business. Mira Inform Private Limited ("MIPL") has collated information/data in the Report, which have not been verified unless otherwise specifically mentioned in the Report. The Subscriber shall independently verify the accuracy and correctness of the information/data before in any way acting upon the same. MIPL shall not be liable for any harm, injury, loss or damage caused to the Subscriber due to default by the Subscriber's debtors/beneficiaries in fulfilling their obligations of any nature whatsoever. This Report or any of its portion shall not be used as a documentary evidence or otherwise before any investigative agencies or forum of law. This Report is confidential and proprietary to MIPL. The Subscriber and/or any other person(s) may not reproduce, publish or disclose any of the contents of the Report to others without the express authorization of MIPL. This Report is prepared and issued to the Subscriber without any risk, responsibility or liability on the part of MIPL or its officials.

## **ACTIVE PERSONS WITH SIGNIFICANT CONTROL**

<b>Name</b>	Rms International Holdings Limited	<b>Kind</b>	Corporate Entity With Significant Control
<b>Address</b>	Grafix House 6 Boundary Road Pendlebury, Swinton, Manchester	<b>Notified On</b>	06/04/2016
<b>Post Code</b>	M27 4EQ	<b>Legal Form</b>	Corporate
<b>Authority</b>	United Kingdom	<b>Place Registered</b>	Companies House
<b>Country Registered</b>	England And Wales	<b>Registration Number</b>	02534543
<b>Nature Of Control</b>	Ownership Of Shares 75 To 100 Percent, Voting Rights 75 To 100 Percent, Right To Appoint And Remove Directors		
<b>Name</b>	Rms International Limited	<b>Kind</b>	Corporate Entity With Significant Control
<b>Address</b>	Grafix House 6 Boundary Road, Swinton, Manchester	<b>Notified On</b>	23/10/2017
<b>Post Code</b>	M27 4EQ	<b>Legal Form</b>	Private Company Limited By Shares
<b>Authority</b>	The Law Of England And Wales	<b>Place Registered</b>	Registrar Of Companies For England And Wales
<b>Country Registered</b>	United Kingdom	<b>Registration Number</b>	02915858
<b>Nature Of Control</b>	Ownership Of Shares 75 To 100 Percent, Voting Rights 75 To 100 Percent, Right To Appoint And Remove Directors		

## **CEASED PERSONS WITH SIGNIFICANT CONTROL**

<b>Name</b>	Mr Tyrone Stuart Farber	<b>Kind</b>	Individual Person With Significant Control
<b>Address</b>	Minerva Pendlebury Road, Pendlebury, Swinton, Manchester	<b>Country Of Residence</b>	United Kingdom
<b>Post Code</b>	M27 4EQ	<b>Nationality</b>	British
<b>Date of Birth</b>	04/1957	<b>Notified On</b>	06/04/2016
<b>Nature Of Control</b>	Ownership of shares - between 25% and 50%	<b>Ceased On</b>	06/04/2016

## **ACTIVE STATEMENTS**

No Active Statements To Display

**DISCLAIMER** : This Report is **PRIVATE & CONFIDENTIAL** and it is prepared at the request of and for its use by the Subscriber only. The Subscriber shall use the contents of the Report merely as an aid to its business. Mira Inform Private Limited ("MIPL") has collated information/data in the Report, which have not been verified unless otherwise specifically mentioned in the Report. The Subscriber shall independently verify the accuracy and correctness of the information/data before in any way acting upon the same. MIPL shall not be liable for any harm, injury, loss or damage caused to the Subscriber due to default by the Subscriber's debtors/beneficiaries in fulfilling their obligations of any nature whatsoever. This Report or any of its portion shall not be used as a documentary evidence or otherwise before any investigative agencies or forum of law. This Report is confidential and proprietary to MIPL. The Subscriber and/or any other person(s) may not reproduce, publish or disclose any of the contents of the Report to others without the express authorization of MIPL. This Report is prepared and issued to the Subscriber without any risk, responsibility or liability on the part of MIPL or its officials.

## ***CEASED STATEMENTS***

No Ceased Statements To Display

**FOREIGN EXCHANGE RATES**

Currency	Unit	Indian Rupees
US Dollar	1	INR 70.23
UK Pound	1	INR 89.37
Euro	1	INR 79.97
GBP	1	INR 89.10

**Note :** Above are approximate rates obtained from sources believed to be correct

**INFORMATION DETAILS**

<b>Analysis Done by :</b>	PRI
<b>Report Prepared by :</b>	KET

**DISCLAIMER :** This Report is **PRIVATE & CONFIDENTIAL** and it is prepared at the request of and for its use by the Subscriber only. The Subscriber shall use the contents of the Report merely as an aid to its business. Mira Inform Private Limited ("MIPL") has collated information/data in the Report, which have not been verified unless otherwise specifically mentioned in the Report. The Subscriber shall independently verify the accuracy and correctness of the information/data before in any way acting upon the same. MIPL shall not be liable for any harm, injury, loss or damage caused to the Subscriber due to default by the Subscriber's debtors/beneficiaries in fulfilling their obligations of any nature whatsoever. This Report or any of its portion shall not be used as a documentary evidence or otherwise before any investigative agencies or forum of law. This Report is confidential and proprietary to MIPL. The Subscriber and/or any other person(s) may not reproduce, publish or disclose any of the contents of the Report to others without the express authorization of MIPL. This Report is prepared and issued to the Subscriber without any risk, responsibility or liability on the part of MIPL or its officials.

**RATING EXPLANATIONS**

Credit Rating	Explanation	Rating Comments
A++	Minimum Risk	Business dealings permissible with minimum risk of default
A+	Low Risk	Business dealings permissible with low risk of default
A	Acceptable Risk	Business dealings permissible with moderate risk of default
B	Medium Risk	Business dealings permissible on a regular monitoring basis
C	Medium High Risk	Business dealings permissible preferably on secured basis
D	High Risk	Business dealing not recommended or on secured terms only
NB	New Business	No recommendation can be done due to business in infancy stage
NT	No Trace	No recommendation can be done as the business is not traceable

NB is stated where there is insufficient information to facilitate rating. However, it is not to be considered as unfavourable.

This score serves as a reference to assess SC's credit risk and to set the amount of credit to be extended. It is calculated from a composite of weighted scores obtained from each of the major sections of this report. The assessed factors are as follows:

- Financial condition covering various ratios
- Company background and operations size
- Promoters / Management background
- Payment record
- Litigation against the subject
- Industry scenario / competitor analysis
- Supplier / Customer / Banker review (wherever available)