

## MIRA INFORM REPORT

<b>Report No. :</b>	526011
<b>Report Date :</b>	20.08.2018

### IDENTIFICATION DETAILS

<b>Name :</b>	TWIFLEX LIMITED
<b>Formerly Known As :</b>	TWIFLEX COUPLINGS LIMITED
<b>Registered Office :</b>	Cannon Way Dewsbury West Yorks WF13 1EH
<b>Country :</b>	United Kingdom
<b>Financials (as on) :</b>	31.12.2016
<b>Date of Incorporation :</b>	14.02.1946
<b>Com. Reg. No.:</b>	00404531
<b>Legal Form :</b>	Private limited with Share Capital
<b>Line of Business :</b>	<ul style="list-style-type: none"> <li>• Other manufacturing n.e.c.</li> <li>• The manufacture of industrial disc brakes, clutches and shafts.</li> </ul>
<b>No. of Employees :</b>	70 (2016)

### RATING & COMMENTS

(Mira Inform has adopted New Rating mechanism w.e.f. 23<sup>rd</sup> January 2017)

**MIRA's Rating :** A

Credit Rating	Explanation	Rating Comments
A	Acceptable Risk	Business dealings permissible with moderate risk of default

<b>Status :</b>	Satisfactory
<b>Payment Behaviour :</b>	Slow but Correct
<b>Litigation :</b>	Clear

**DISCLAIMER :** This Report is **PRIVATE & CONFIDENTIAL** and it is prepared at the request of and for its use by the Subscriber only. The Subscriber shall use the contents of the Report merely as an aid to its business. Mira Inform Private Limited ("MIPL") has collated information/data in the Report, which have not been verified unless otherwise specifically mentioned in the Report. The Subscriber shall independently verify the accuracy and correctness of the information/data before in any way acting upon the same. MIPL shall not be liable for any harm, injury, loss or damage caused to the Subscriber due to default by the Subscriber's debtors/beneficiaries in fulfilling their obligations of any nature whatsoever. This Report or any of its portion shall not be used as a documentary evidence or otherwise before any investigative agencies or forum of law. This Report is confidential and proprietary to MIPL. The Subscriber and/or any other person(s) may not reproduce, publish or disclose any of the contents of the Report to others without the express authorization of MIPL. This Report is prepared and issued to the Subscriber without any risk, responsibility or liability on the part of MIPL or its officials.

**NOTES :**

Any query related to this report can be made on e-mail : [infodept@mirainform.com](mailto:infodept@mirainform.com) while quoting report number, name and date.

**ECGC Country Risk Classification List**

Country Name	Previous Rating (31.12.2017)	Current Rating (01.04.2018)
United Kingdom	A1	A1

Risk Category	ECGC Classification
Insignificant	A1
Low Risk	A2
Moderately Low Risk	B1
Moderate Risk	B2
Moderately High Risk	C1
High Risk	C2
Very High Risk	D

**UNITED KINGDOM - ECONOMIC OVERVIEW**

The UK, a leading trading power and financial center, is the third largest economy in Europe after Germany and France. Agriculture is intensive, highly mechanized, and efficient by European standards, producing about 60% of food needs with less than 2% of the labor force. The UK has large coal, natural gas, and oil resources, but its oil and natural gas reserves are declining; the UK has been a net importer of energy since 2005. Services, particularly banking, insurance, and business services, are key drivers of British GDP growth. Manufacturing, meanwhile, has declined in importance but still accounts for about 10% of economic output.

In 2008, the global financial crisis hit the economy particularly hard, due to the importance of its financial sector. Falling home prices, high consumer debt, and the global economic slowdown compounded the UK's economic problems, pushing the economy into recession in the latter half of 2008 and prompting the then BROWN (Labour) government to implement a number of measures to stimulate the economy and stabilize the financial markets. Facing burgeoning public deficits and debt levels, in 2010 the then CAMERON-led coalition government (between Conservatives and Liberal Democrats) initiated an austerity program, which has continued under the Conservative government. However, the deficit still remains one of the highest in the G7, standing at 3.6% of GDP as of 2017, and the UK has pledged to lower its corporation tax from 20% to 17% by 2020. The UK had a debt burden of 90.4% GDP at the end of 2017.

The UK economy has begun to slow since the referendum vote to leave the EU in June 2016. A sustained depreciation of the British pound has increased consumer and producer prices, weighing on consumer spending without spurring a meaningful increase in exports. The UK has an extensive trade relationship with other EU members through its single market membership, and economic observers have warned the exit will jeopardize its position as the central location for European financial services. Prime Minister MAY is seeking a new "deep and special" trade relationship with the EU following the UK's exit. However, economists doubt that the UK will be able to preserve the benefits of EU membership without the obligations. The UK is expected to officially leave the EU by the end of March 2019.

Source : CIA

## **COMPANY NAME AND ADDRESS**

TWIFLEX LIMITED  
CANNON WAY DEWSBURY WEST YORKS WF13 1EH

## **COMPANY NO.**

00404531

## **COMPANY STATUS**

Active - Accounts Filed

## **COMPANY SUMMARY**

Registered Address	C/O BIBBY TRANSMISSIONS CANNON WAY DEWSBURY WEST YORKS WF13 1EH
Trading Address	Cannon Way Dewsbury West Yorkshire WF13 1EH  Amphill Road, Bedford Bedfordshire MK 42 9 RD,
Website Address	<a href="http://www.twiflex.com">http://www.twiflex.com</a>
Telephone Number	-
Fax Number	-
TPS	-
FPS	Yes
Incorporation Date	14/02/1946
Previous Name	TWIFLEX COUPLINGS LIMITED
Type	Private limited with Share Capital
FTSE Index	-

**DISCLAIMER** : This Report is **PRIVATE & CONFIDENTIAL** and it is prepared at the request of and for its use by the Subscriber only. The Subscriber shall use the contents of the Report merely as an aid to its business. Mira Inform Private Limited ("MIPL") has collated information/data in the Report, which have not been verified unless otherwise specifically mentioned in the Report. The Subscriber shall independently verify the accuracy and correctness of the information/data before in any way acting upon the same. MIPL shall not be liable for any harm, injury, loss or damage caused to the Subscriber due to default by the Subscriber's debtors/beneficiaries in fulfilling their obligations of any nature whatsoever. This Report or any of its portion shall not be used as a documentary evidence or otherwise before any investigative agencies or forum of law. This Report is confidential and proprietary to MIPL. The Subscriber and/or any other person(s) may not reproduce, publish or disclose any of the contents of the Report to others without the express authorization of MIPL. This Report is prepared and issued to the Subscriber without any risk, responsibility or liability on the part of MIPL or its officials.

Date of Change	22/07/1985
Filing Date of Accounts	15/09/2017
Currency	GBP
Share Capital	£100
SIC07	32990
Charity Number	-
SIC07 Description	OTHER MANUFACTURING N.E.C.
Principal Activity	The manufacture of industrial disc brakes, clutches and shafts.

## **ADDITIONAL INFORMATION**

CCJ's	0 (£0)
No CCJ Information To Display	
Ultimate Holding Company	-
Accountant	-
Mortgages	4
Trade Debtors	-
Group	20 companies
Linkages	191 companies
Countries	In 11 countries

## **KEY FINANCIALS**

Year to Date	Turnover	Pre Tax Profit	Shareholder's Funds	Employees
31/12/2016	£12,458,000	£2,204,000	£4,008,000	70
31/12/2015	£12,579,000	£2,291,000	£4,942,000	69
31/12/2014	£14,959,000	£4,358,000	£5,584,000	70

## **MORTGAGE SUMMARY**

Total Mortgage	4
Outstanding	2
Satisfied	2

## **TRADE DEBTORS / BAD DEBT SUMMARY**

Total Number of Documented Trade	2
Total Value of Documented Trade	£2,019

**DISCLAIMER** : This Report is **PRIVATE & CONFIDENTIAL** and it is prepared at the request of and for its use by the Subscriber only. The Subscriber shall use the contents of the Report merely as an aid to its business. Mira Inform Private Limited ("MIPL") has collated information/data in the Report, which have not been verified unless otherwise specifically mentioned in the Report. The Subscriber shall independently verify the accuracy and correctness of the information/data before in any way acting upon the same. MIPL shall not be liable for any harm, injury, loss or damage caused to the Subscriber due to default by the Subscriber's debtors/beneficiaries in fulfilling their obligations of any nature whatsoever. This Report or any of its portion shall not be used as a documentary evidence or otherwise before any investigative agencies or forum of law. This Report is confidential and proprietary to MIPL. The Subscriber and/or any other person(s) may not reproduce, publish or disclose any of the contents of the Report to others without the express authorization of MIPL. This Report is prepared and issued to the Subscriber without any risk, responsibility or liability on the part of MIPL or its officials.

## **COMMENTARY**

This company's ratio of total liabilities to total assets indicates the presence of moderate equity funding.
This company's return on total assets employed ratio indicates a highly efficient use of assets.
This company has made late payments on a medium percentage of invoices.
The company has more cash than short term bank borrowings.
This company trades in an industry with a lower level of corporate failures.

## **CCJ**

Total Number of Exact CCJs -	0	Total Value of Exact CCJs -	
Total Number of Possible CCJs -	0	Total Value of Possible CCJs -	
Total Number of Satisfied CCJs -	0	Total Value of Satisfied CCJs -	
Total Number of Writs -	-		

Total Current Directors	2	Total Current Secretaries	1
Total Previous Directors / Company Secretaries	25	Total Person's With Significant Control	1

## **CURRENT DIRECTORS**

<b>Title</b>	Mr	<b>Function</b>	Director
<b>Name</b>	Carl Richard Christenson	<b>Nationality</b>	American
<b>Date of Birth</b>	06/1959	<b>Present Appointments</b>	17
<b>Latest Address</b>	25 Surfside Road, Scituate, Ma 02066	<b>Appointment Date</b>	10/02/2006
<b>Post Code</b>			
<b>Title</b>	Mr	<b>Function</b>	Director
<b>Name</b>	Christian Storch	<b>Nationality</b>	German
<b>Date of Birth</b>	01/1960	<b>Present Appointments</b>	18
<b>Latest Address</b>	12 Preston Square, Quincy, Massachusetts Ma 02171	<b>Appointment Date</b>	12/12/2007
<b>Post Code</b>			

## **CURRENT COMPANY SECRETARY**

<b>Title</b>	Mr	<b>Function</b>	Company Secretary
<b>Name</b>	Richard Ian Laws	<b>Nationality</b>	

**DISCLAIMER** : This Report is **PRIVATE & CONFIDENTIAL** and it is prepared at the request of and for its use by the Subscriber only. The Subscriber shall use the contents of the Report merely as an aid to its business. Mira Inform Private Limited ("MIPL") has collated information/data in the Report, which have not been verified unless otherwise specifically mentioned in the Report. The Subscriber shall independently verify the accuracy and correctness of the information/data before in any way acting upon the same. MIPL shall not be liable for any harm, injury, loss or damage caused to the Subscriber due to default by the Subscriber's debtors/beneficiaries in fulfilling their obligations of any nature whatsoever. This Report or any of its portion shall not be used as a documentary evidence or otherwise before any investigative agencies or forum of law. This Report is confidential and proprietary to MIPL. The Subscriber and/or any other person(s) may not reproduce, publish or disclose any of the contents of the Report to others without the express authorization of MIPL. This Report is prepared and issued to the Subscriber without any risk, responsibility or liability on the part of MIPL or its officials.

**TWIFLEX LIMITED - 526011**











**PAGE NO. : 7**

Date of Birth	-	Present Appointments	1
Latest Address	Cannon Way, Dewsbury, West Yorks	Appointment Date	04/11/2013
Post Code	WF13 1EH		






## TOP SHAREHOLDERS

Name	Currency	Share Count	Share Type	Nominal Value	% of Total Share Count
HAY HALL GROUP LTD	GBP	100	ORDINARY	1	100











## PROFIT & LOSS

	Date Of Accounts	31/12/16	(%)	31/12/15	(%)	31/12/14	(%)	31/12/13	(%)	31/12/12
	Weeks	52	(%)	52	(%)	52	(%)	52	(%)	52
	Currency	GBP	(%)	GBP	(%)	GBP	(%)	GBP	(%)	GBP
	Consolidated A/cs	N	(%)	N	(%)	N	(%)	N	(%)	N
	<b>Turnover</b>	<b>£12,458,000</b>	<b>-1%</b>	<b>£12,579,000</b>	<b>-15.9%</b>	<b>£14,959,000</b>	<b>-8.5%</b>	<b>£16,350,000</b>	<b>4.5%</b>	<b>£15,642,000</b>
	Export	£10,581,000	-1.4%	£10,730,000	-14%	£12,474,000	-11%	£14,018,000	6.1%	£13,217,000
	Cost of Sales	£7,492,000	-5.4%	£7,921,000	-4.9%	£8,331,000	-7.8%	£9,039,000	3.2%	£8,757,000
	Gross Profit	£4,966,000	6.6%	£4,658,000	-29.7%	£6,628,000	-9.3%	£7,311,000	6.2%	£6,885,000
	Wages & Salaries	£3,140,000	9.6%	£2,865,000	-2.8%	£2,948,000	0.5%	£2,932,000	-1.4%	£2,974,000
	Directors Emoluments	-	-	-	-	-	-	-	-	-
	<b>Operating Profit</b>	<b>£2,166,000</b>	<b>-1.1%</b>	<b>£2,191,000</b>	<b>-49%</b>	<b>£4,300,000</b>	<b>-13.6%</b>	<b>£4,977,000</b>	<b>13.3%</b>	<b>£4,394,000</b>
	Depreciation	£329,000	16.7%	£282,000	4.4%	£270,000	8%	£250,000	17.9%	£212,000
	Audit Fees	£20,000	-	£20,000	-	£20,000	-	£20,000	-	£20,000
	Interest Payments	-	-	-	-	-	-	-	-100%	£56,000








**DISCLAIMER** : This Report is **PRIVATE & CONFIDENTIAL** and it is prepared at the request of and for its use by the Subscriber only. The Subscriber shall use the contents of the Report merely as an aid to its business. Mira Inform Private Limited ("MIPL") has collated information/data in the Report, which have not been verified unless otherwise specifically mentioned in the Report. The Subscriber shall independently verify the accuracy and correctness of the information/data before in any way acting upon the same. MIPL shall not be liable for any harm, injury, loss or damage caused to the Subscriber due to default by the Subscriber's debtors/beneficiaries in fulfilling their obligations of any nature whatsoever. This Report or any of its portion shall not be used as a documentary evidence or otherwise before any investigative agencies or forum of law. This Report is confidential and proprietary to MIPL. The Subscriber and/or any other person(s) may not reproduce, publish or disclose any of the contents of the Report to others without the express authorization of MIPL. This Report is prepared and issued to the Subscriber without any risk, responsibility or liability on the part of MIPL or its officials.

	Pre Tax Profit	£2,204,000	- 3.8%	£2,291,000	- 47.4%	£4,358,000	- 13.2%	£5,022,000	12.7%	£4,455,000
	Taxation	-£438,000	- 1.2%	-£433,000	52.9%	-£920,000	19.5%	- £1,143,000	-5.2%	- £1,087,000
	Profit After Tax	£1,766,000	-5%	£1,858,000	-46%	£3,438,000	- 11.4%	£3,879,000	15.2%	£3,368,000
	Dividends Payable	£2,700,000	8%	£2,500,000	- 47.9%	£4,800,000	-	-	- 100%	£1,805,000
	Retained Profit	-£934,000	- 45.5%	-£642,000	52.9%	- £1,362,000	- 135.1%	£3,879,000	148.2%	£1,563,000






## **BALANCE SHEET**

	Date Of Accounts	31/12/16	(%)	31/12/15	(%)	31/12/14	(%)	31/12/13	(%)	31/12/12
	Tangible Assets	£1,692,000	- 10.3%	£1,887,000	16.2%	£1,624,000	11.3%	£1,459,000	-8.6%	£1,597,000
	Intangible Assets	0	-	0	-	0	-	0	-	0
	<b>Total Fixed Assets</b>	<b>£1,692,000</b>	<b>- 10.3%</b>	<b>£1,887,000</b>	<b>16.2%</b>	<b>£1,624,000</b>	<b>11.3%</b>	<b>£1,459,000</b>	<b>-8.6%</b>	<b>£1,597,000</b>
	Stock	£1,671,000	54.6%	£1,081,000	- 10.1%	£1,203,000	- 2.4%	£1,232,000	-29%	£1,734,000
	Trade Debtors	£1,967,000	121.8%	£887,000	- 52.4%	£1,864,000	- 9.8%	£2,066,000	-3.1%	£2,132,000
	Cash	£2,831,000	-0.6%	£2,849,000	- 2.6%	£2,925,000	- 43.9%	£5,211,000	108.5%	£2,499,000
	Other Debtors	£876,000	- 54.2%	£1,911,000	- 20.3%	£2,398,000	33.1%	£1,802,000	363.2%	£389,000
	Miscellaneous Current Assets	0	-	0	-	0	-	0	-	0
	<b>Total Current Assets</b>	<b>£7,345,000</b>	<b>9.2%</b>	<b>£6,728,000</b>	<b>- 19.8%</b>	<b>£8,390,000</b>	<b>- 18.6%</b>	<b>£10,311,000</b>	<b>52.7%</b>	<b>£6,754,000</b>
	Trade Creditors	£1,657,000	98.9%	£833,000	- 38.1%	£1,345,000	0.1%	£1,343,000	19.9%	£1,120,000

**DISCLAIMER** : This Report is **PRIVATE & CONFIDENTIAL** and it is prepared at the request of and for its use by the Subscriber only. The Subscriber shall use the contents of the Report merely as an aid to its business. Mira Inform Private Limited ("MIPL") has collated information/data in the Report, which have not been verified unless otherwise specifically mentioned in the Report. The Subscriber shall independently verify the accuracy and correctness of the information/data before in any way acting upon the same. MIPL shall not be liable for any harm, injury, loss or damage caused to the Subscriber due to default by the Subscriber's debtors/beneficiaries in fulfilling their obligations of any nature whatsoever. This Report or any of its portion shall not be used as a documentary evidence or otherwise before any investigative agencies or forum of law. This Report is confidential and proprietary to MIPL. The Subscriber and/or any other person(s) may not reproduce, publish or disclose any of the contents of the Report to others without the express authorization of MIPL. This Report is prepared and issued to the Subscriber without any risk, responsibility or liability on the part of MIPL or its officials.






					%					
	Bank Loans & Overdrafts	0	-	0	-	0	-	0	-	0
	Other Short Term Finance	£1,719,000	-1.4%	£1,744,000	-4.1%	£1,818,000	-13.1%	£2,093,000	-22.2%	£2,691,000
	Miscellaneous Current Liabilities	£800,000	126%	£354,000	-55.1%	£788,000	-22.7%	£1,020,000	5.7%	£965,000
	<b>Total Current Liabilities</b>	<b>£4,176,000</b>	<b>42.5%</b>	<b>£2,931,000</b>	<b>-25.8%</b>	<b>£3,951,000</b>	<b>-11.3%</b>	<b>£4,456,000</b>	<b>-6.7%</b>	<b>£4,776,000</b>
	Bank Loans & Overdrafts and LTL	£853,000	15%	£742,000	54.9%	£479,000	30.2%	£368,000	-27.6%	£508,000
	Other Long Term Finance	0	-	0	-	0	-	0	-	0
	<b>Total Long Term Liabilities</b>	<b>£853,000</b>	<b>15%</b>	<b>£742,000</b>	<b>54.9%</b>	<b>£479,000</b>	<b>30.2%</b>	<b>£368,000</b>	<b>-27.6%</b>	<b>£508,000</b>

## ***CAPITAL & RESERVES***



	Date Of Accounts	31/12/16	(%)	31/12/15	(%)	31/12/14	(%)	31/12/13	(%)	31/12/12
	Called Up Share Capital	£2,285,000	-	£2,285,000	-	£2,285,000	-	£2,285,000	-	£2,285,000
	P & L Account Reserve	£1,723,000	-35.2%	£2,657,000	-19.5%	£3,299,000	-29.2%	£4,661,000	496%	£782,000
	Revaluation Reserve	-	-	-	-	-	-	-	-	-
	Sundry Reserves	-	-	-	-	-	-	-	-	-
	<b>Shareholder Funds</b>	<b>£4,008,000</b>	<b>-18.9%</b>	<b>£4,942,000</b>	<b>-11.5%</b>	<b>£5,584,000</b>	<b>-19.6%</b>	<b>£6,946,000</b>	<b>126.5%</b>	<b>£3,067,000</b>

**DISCLAIMER** : This Report is **PRIVATE & CONFIDENTIAL** and it is prepared at the request of and for its use by the Subscriber only. The Subscriber shall use the contents of the Report merely as an aid to its business. Mira Inform Private Limited ("MIPL") has collated information/data in the Report, which have not been verified unless otherwise specifically mentioned in the Report. The Subscriber shall independently verify the accuracy and correctness of the information/data before in any way acting upon the same. MIPL shall not be liable for any harm, injury, loss or damage caused to the Subscriber due to default by the Subscriber's debtors/beneficiaries in fulfilling their obligations of any nature whatsoever. This Report or any of its portion shall not be used as a documentary evidence or otherwise before any investigative agencies or forum of law. This Report is confidential and proprietary to MIPL. The Subscriber and/or any other person(s) may not reproduce, publish or disclose any of the contents of the Report to others without the express authorization of MIPL. This Report is prepared and issued to the Subscriber without any risk, responsibility or liability on the part of MIPL or its officials.

## **OTHER FINANCIAL ITEMS**















	Date Of Accounts	31/12/16	(%)	31/12/15	(%)	31/12/14	(%)	31/12/13	(%)	31/12/12
	Net Worth	£4,008,000	- 18.9 %	£4,942,000	- 11.5 %	£5,584,000	- 19.6 %	£6,946,000	126.5 %	£3,067,000
	Working Capital	£3,169,000	- 16.5 %	£3,797,000	- 14.5 %	£4,439,000	- 24.2 %	£5,855,000	196%	£1,978,000
	Total Assets	£9,037,000	4.9%	£8,615,000	-14%	£10,014,000	- 14.9 %	£11,770,000	40.9%	£8,351,000
	Total Liabilities	£5,029,000	36.9 %	£3,673,000	- 17.1 %	£4,430,000	- 8.2%	£4,824,000	-8.7%	£5,284,000
	Net Assets	£4,008,000	- 18.9 %	£4,942,000	- 11.5 %	£5,584,000	- 19.6 %	£6,946,000	126.5 %	£3,067,000

## **MISCELLANEOUS**

	Date Of Accounts	31/12/16	(%)	31/12/15	(%)	31/12/14	(%)	31/12/13	(%)	31/12/12
	Contingent Liability	NO	-	NO	-	NO	-	NO	-	NO
	Capital Employed	£4,861,000	- 14.5 %	£5,684,000	- 6.3 %	£6,063,000	- 17.1 %	£7,314,000	104.6 %	£3,575,000
	Number of Employees	70	1.4%	69	- 1.4 %	70	-	70	-1.4%	71
	Accountants									
	Auditors	BDO LLP								
	Auditor Comments	The audit report contains no adverse comments								
	Bankers									
	Bank Branch Code									

**DISCLAIMER** : This Report is **PRIVATE & CONFIDENTIAL** and it is prepared at the request of and for its use by the Subscriber only. The Subscriber shall use the contents of the Report merely as an aid to its business. Mira Inform Private Limited ("MIPL") has collated information/data in the Report, which have not been verified unless otherwise specifically mentioned in the Report. The Subscriber shall independently verify the accuracy and correctness of the information/data before in any way acting upon the same. MIPL shall not be liable for any harm, injury, loss or damage caused to the Subscriber due to default by the Subscriber's debtors/beneficiaries in fulfilling their obligations of any nature whatsoever. This Report or any of its portion shall not be used as a documentary evidence or otherwise before any investigative agencies or forum of law. This Report is confidential and proprietary to MIPL. The Subscriber and/or any other person(s) may not reproduce, publish or disclose any of the contents of the Report to others without the express authorization of MIPL. This Report is prepared and issued to the Subscriber without any risk, responsibility or liability on the part of MIPL or its officials.

## **RATIOS**

	Date Of Accounts	31/12/16	31/12/15	31/12/14	31/12/13	31/12/12
	Pre-tax profit margin %	17.69	18.21	29.13	30.72	28.48
	Current ratio	1.76	2.30	2.12	2.31	1.41
	Sales/Net Working Capital	3.93	3.31	3.37	2.79	7.91
	Gearing %	21.30	15	8.60	5.30	16.60
	Equity in %	44.40	57.40	55.80	59	36.70
	Creditor Days	48.41	24.10	32.72	29.89	26.06
	Debtor Days	57.47	25.66	45.35	45.99	49.61
	Liquidity/Acid Test	1.35	1.92	1.81	2.03	1.05
	Return On Capital Employed %	45.34	40.30	71.87	68.66	124.61
	Return On Total Assets Employed %	24.38	26.59	43.51	42.66	53.34
	Current Debt Ratio	1.04	0.59	0.70	0.64	1.55
	Total Debt Ratio	1.25	0.74	0.79	0.69	1.72
	Stock Turnover Ratio %	13.41	8.59	8.04	7.53	11.08
	Return on Net Assets Employed %	54.99	46.35	78.04	72.30	145.25

## **REPORT NOTES**

There are no notes to display.

## **STATUS HISTORY**

No Status History found

## **EVENT HISTORY**

Date	Description
07/07/2018	Payment Data Update Received
16/06/2018	Payment Data Update Received
15/01/2018	Confirmation Statement

**DISCLAIMER** : This Report is **PRIVATE & CONFIDENTIAL** and it is prepared at the request of and for its use by the Subscriber only. The Subscriber shall use the contents of the Report merely as an aid to its business. Mira Inform Private Limited ("MIPL") has collated information/data in the Report, which have not been verified unless otherwise specifically mentioned in the Report. The Subscriber shall independently verify the accuracy and correctness of the information/data before in any way acting upon the same. MIPL shall not be liable for any harm, injury, loss or damage caused to the Subscriber due to default by the Subscriber's debtors/beneficiaries in fulfilling their obligations of any nature whatsoever. This Report or any of its portion shall not be used as a documentary evidence or otherwise before any investigative agencies or forum of law. This Report is confidential and proprietary to MIPL. The Subscriber and/or any other person(s) may not reproduce, publish or disclose any of the contents of the Report to others without the express authorization of MIPL. This Report is prepared and issued to the Subscriber without any risk, responsibility or liability on the part of MIPL or its officials.

**TWIFLEX LIMITED - 526011**

**PAGE NO. : 12**

27/09/2017	New Accounts Filed
09/01/2017	Annual Returns
10/10/2016	New Accounts Filed
18/03/2016	Payment Data Update Received
08/01/2016	Annual Returns
19/09/2015	New Accounts Filed
19/09/2015	New Accounts Filed
11/01/2015	Annual Returns
01/10/2014	New Accounts Filed
10/01/2014	Annual Returns
07/11/2013	Mr G. Varga has resigned as company secretary
07/11/2013	New Company Secretary Mr R.I. Laws appointed

## **PREVIOUS COMPANY NAMES**

Date	Previous Name
22/07/1985	TWIFLEX COUPLINGS LIMITED

## **WRIT DETAILS**

No writs found

## **STATISTICS**

<b>Group</b>	20 companies
<b>Linkages</b>	191 companies
<b>Countries</b>	In 11 countries

## **SUMMARY**

<b>Holding Company</b>	ALTRA INDUSTRIAL MOTION UK LIMITED
<b>Ownership Status</b>	Wholly Owned
<b>Ultimate Holding Company</b>	ALTRA INDUSTRIAL MOTION CORP

## **GROUP STRUCTURE FULL**

Company Name	Registered	Latest Key	Consol.	Turnover
--------------	------------	------------	---------	----------

**DISCLAIMER** : This Report is **PRIVATE & CONFIDENTIAL** and it is prepared at the request of and for its use by the Subscriber only. The Subscriber shall use the contents of the Report merely as an aid to its business. Mira Inform Private Limited ("MIPL") has collated information/data in the Report, which have not been verified unless otherwise specifically mentioned in the Report. The Subscriber shall independently verify the accuracy and correctness of the information/data before in any way acting upon the same. MIPL shall not be liable for any harm, injury, loss or damage caused to the Subscriber due to default by the Subscriber's debtors/beneficiaries in fulfilling their obligations of any nature whatsoever. This Report or any of its portion shall not be used as a documentary evidence or otherwise before any investigative agencies or forum of law. This Report is confidential and proprietary to MIPL. The Subscriber and/or any other person(s) may not reproduce, publish or disclose any of the contents of the Report to others without the express authorization of MIPL. This Report is prepared and issued to the Subscriber without any risk, responsibility or liability on the part of MIPL or its officials.

	Number	Financials	Accounts	
ALTRA INDUSTRIAL MOTION...		-	-	
ALTRA INDUSTRIAL MOTIO...	52058158	31.12.2016	N	
ALTRA INDUSTRIAL MOT...	03897757	31.12.2016	N	
HAY HALL HOLDINGS...	04895052	31.12.2016	N	
ALTRA INDUSTRIAL...	03141672	31.12.2016	N	
STROMAG UK LIMITED	00888808	31.12.2016	N	£2,331,000
BAUER GEAR MOTO...	07575401	31.12.2016	N	£2,196,000
BIBBY GROUP LIM...	03198843	31.12.2016	N	
BIBBY TRANSMI...	00158829	31.12.2016	N	£8,187,000
TURBOFLEX L...	00839728	31.12.2016	N	
TORSIFLEX...	00983238	31.12.2016	N	
HUCO POWER TRAN...	03323696	31.12.2016	N	
HUCO ENGINEER...	00836225	31.12.2016	N	£5,506,000
DYNATORK LI...	02107032	31.12.2016	N	
DYNATORK AI...	04504970	31.12.2016	N	
MATRIX INTERNAT...	03690656	31.12.2016	N	£14,939,000
<b>TWIFLEX LIMITED</b>	<b>00404531</b>	<b>31.12.2016</b>	<b>N</b>	<b>£12,458,000</b>
SAFTEK LIMITED	04443916	31.12.2016	N	
WARNER ELECTRIC UK...	03897741	31.12.2016	N	
WICHITA COMPANY L...	03897701	31.12.2016	N	

## **OTHER LINKED COMPANIES**

Name	Number	Latest Key Financials	Turnover
G.K.N. INDUSTRIES LIMITED	00032262	31.12.2017	£18,618,000
GKN SEK INVESTMENTS LIMITED	01071569	31.12.2017	
GKN AUTOMOTIVE LIMITED	00034104	31.12.2016	£47,780,000
GKN HOLDINGS PLC	00066549	31.12.2017	£9,671,000,000

**DISCLAIMER** : This Report is **PRIVATE & CONFIDENTIAL** and it is prepared at the request of and for its use by the Subscriber only. The Subscriber shall use the contents of the Report merely as an aid to its business. Mira Inform Private Limited ("MIPL") has collated information/data in the Report, which have not been verified unless otherwise specifically mentioned in the Report. The Subscriber shall independently verify the accuracy and correctness of the information/data before in any way acting upon the same. MIPL shall not be liable for any harm, injury, loss or damage caused to the Subscriber due to default by the Subscriber's debtors/beneficiaries in fulfilling their obligations of any nature whatsoever. This Report or any of its portion shall not be used as a documentary evidence or otherwise before any investigative agencies or forum of law. This Report is confidential and proprietary to MIPL. The Subscriber and/or any other person(s) may not reproduce, publish or disclose any of the contents of the Report to others without the express authorization of MIPL. This Report is prepared and issued to the Subscriber without any risk, responsibility or liability on the part of MIPL or its officials.

GKN USD INVESTMENTS LIMITED	00394430	31.12.2017	
GKN AEROSPACE SERVICES LIMITED	00355922	31.12.2017	£800,399,000
G.K.N. GROUP SERVICES LIMITED	00462420	31.12.2016	£43,335,000
GKN HOLDINGS DEUTSCHLAND GMBH	HRB 9848	31.12.2016	
G K N SANKEY LIMITED	00074901	31.12.2016	
GKN DRIVELINE MEXICO (UK) LIMITED	00361671	31.12.2016	£364,506,561
GKN PLC	04191106	31.12.2017	£9,671,000,000
GKN DRIVELINE BIRMINGHAM LIMITED	00121799	31.12.2017	£211,878,000
GKN AUTOSTRUCTURES LIMITED	00600230	31.12.2016	£34,071,000
GKN EURO INVESTMENTS LIMITED	00602991	31.12.2017	
GKN WHEELS LIMITED	00751186	31.12.2016	£22,417,000
GKN DRIVELINE INTERNATIONAL GMBH	HRB 2117	31.12.2016	€87,254,040
GKN WHEELS NAGBØL A/S	19879712	31.12.2017	506,818,491 KR
GKN AUTOMOTIVE	306771940	31.12.2016	€175,000
GKN DRIVELINE DEUTSCHLAND GMBH	HRB 2171	31.12.2016	€696,982,996
GKN POWDER METALLURGY HOLDINGS LIMITED	00347378	31.12.2017	

## **MORTGAGE DETAILS**

<b>Mortgage Type:</b>	RENT DEPOSIT
<b>Date Charge Created:</b>	26/08/10
<b>Date Charge Registered:</b>	08/09/10
<b>Date Charge Satisfied:</b>	-
<b>Status:</b>	OUTSTANDING
<b>Person(s) Entitled:</b>	G N BURGESS PROPERTIES LIMITED
<b>Amount Secured:</b>	£8,812.50 DUE OR TO BECOME DUE FROM THECOMPANY TO THE CHARGE
<b>Details:</b>	CHARGES THE DEPOSIT (£8,812.50) SEE IMAGE FOR FULL DETAILS
<b>Mortgage Type:</b>	DEBENTURE
<b>Date Charge Created:</b>	08/03/07
<b>Date Charge Registered:</b>	10/03/07
<b>Date Charge Satisfied:</b>	-
<b>Status:</b>	OUTSTANDING
<b>Person(s) Entitled:</b>	THE GOVERNOR AND COMPANY OF THE BANK OF SCOTLAND
<b>Amount Secured:</b>	ALL MONIES DUE OR TO BECOME DUE FROM THE COMPANY TO THE CHARGE ON ANY ACCOUNT WHATSOEVER
<b>Details:</b>	FIXED AND FLOATING CHARGES OVER THE UNDERTAKING AND ALL PROPERTY AND ASSETS PRESENT AND FUTURE INCLUDING GOODWILL

**DISCLAIMER :** This Report is **PRIVATE & CONFIDENTIAL** and it is prepared at the request of and for its use by the Subscriber only. The Subscriber shall use the contents of the Report merely as an aid to its business. Mira Inform Private Limited ("MIPL") has collated information/data in the Report, which have not been verified unless otherwise specifically mentioned in the Report. The Subscriber shall independently verify the accuracy and correctness of the information/data before in any way acting upon the same. MIPL shall not be liable for any harm, injury, loss or damage caused to the Subscriber due to default by the Subscriber's debtors/beneficiaries in fulfilling their obligations of any nature whatsoever. This Report or any of its portion shall not be used as a documentary evidence or otherwise before any investigative agencies or forum of law. This Report is confidential and proprietary to MIPL. The Subscriber and/or any other person(s) may not reproduce, publish or disclose any of the contents of the Report to others without the express authorization of MIPL. This Report is prepared and issued to the Subscriber without any risk, responsibility or liability on the part of MIPL or its officials.

	BOOKDEBTS UNCALLED CAPITAL BUILDINGS FIXTURES FIXED PLANT AND MACHINERY SEE THE MORTGAGE CHARGE DOCUMENT FOR FULL DETAILS
--	---

<b>Mortgage Type:</b>	DEBENTURE
<b>Date Charge Created:</b>	07/07/00
<b>Date Charge Registered:</b>	28/07/00
<b>Date Charge Satisfied:</b>	27/01/06
<b>Status:</b>	SATISFIED
<b>Person(s) Entitled:</b>	MITHRAS INVESTMENT TRUST (AS FACILITY AGENT) AS AGENT FOR ITSELF AND THE OTHER SECURED PARTIES
<b>Amount Secured:</b>	ALL MONIES DUE OR TO BECOME DUE FROM THE COMPANY TO THE CHARGE
<b>Details:</b>	FIXED AND FLOATING CHARGES OVER THE UNDERTAKING AND ALL PROPERTY AND ASSETS PRESENT AND FUTURE INCLUDING GOODWILL BOOKDEBTS UNCALLED CAPITAL BUILDINGS FIXTURES FIXED PLANT AND MACHINERY
<b>Mortgage Type:</b>	DEBENTURE
<b>Date Charge Created:</b>	23/06/00
<b>Date Charge Registered:</b>	11/07/00
<b>Date Charge Satisfied:</b>	15/02/06
<b>Status:</b>	SATISFIED
<b>Person(s) Entitled:</b>	THE GOVERNOR AND COMPANY OF THE BANK OF SCOTLAND
<b>Amount Secured:</b>	ALL MONIES DUE OR TO BECOME DUE FROM THE COMPANY TO THE CHARGE ON ANY ACCOUNT WHATSOEVER
<b>Details:</b>	FIXED AND FLOATING CHARGES OVER THE UNDERTAKING AND ALL PROPERTY AND ASSETS PRESENT AND FUTURE INCLUDING GOODWILL BOOKDEBTS UNCALLED CAPITAL BUILDINGS FIXTURES FIXED PLANT AND MACHINERY SEE THE MORTGAGE CHARGE DOCUMENT FOR FULL DETAILS

## **CREDITOR DETAILS**

	Total Number	Total Value
Trade Creditors	0	-
No Creditor Data		

## **TRADE DEBTORS / BAD DEBT DETAIL**

	Total Number of Documented Trade	Total Value of Documented Trade
Trade Debtors	2	£2,019
<b>Company Name</b>	<b>Amount</b>	<b>Statement Date</b>

**DISCLAIMER** : This Report is **PRIVATE & CONFIDENTIAL** and it is prepared at the request of and for its use by the Subscriber only. The Subscriber shall use the contents of the Report merely as an aid to its business. Mira Inform Private Limited ("MIPL") has collated information/data in the Report, which have not been verified unless otherwise specifically mentioned in the Report. The Subscriber shall independently verify the accuracy and correctness of the information/data before in any way acting upon the same. MIPL shall not be liable for any harm, injury, loss or damage caused to the Subscriber due to default by the Subscriber's debtors/beneficiaries in fulfilling their obligations of any nature whatsoever. This Report or any of its portion shall not be used as a documentary evidence or otherwise before any investigative agencies or forum of law. This Report is confidential and proprietary to MIPL. The Subscriber and/or any other person(s) may not reproduce, publish or disclose any of the contents of the Report to others without the express authorization of MIPL. This Report is prepared and issued to the Subscriber without any risk, responsibility or liability on the part of MIPL or its officials.

M B Supply Company Limited	£1,793	09/03/2011
Citadel Engineering Supplies Limited	£226	09/11/2010

## **PREVIOUS DIRECTOR/COMPANY SECRETARIES**

Name	Current Active Appointments	Previous Appointments	Dissolved Companies
Graham Varga	0	1	0
Richard Norman Marchant	2	53	133
Richard Norman Marchant	2	53	133
Ian Alexander Duncan	3	40	60
John David Sinclair Stark	0	11	8
John Thomas Starbuck	0	2	6
Roger Charles Baker	0	1	2
Alan Spenner Hughes	0	1	0
Richard William Watkins	0	1	0
Peter Wood	0	1	0
Philip Nigel Baldrey	4	29	26
Philip Nigel Baldrey	4	29	26
Denise Patricia MacAfee	4	92	232
Richard Bowes	0	1	0
Jonathan Peter Cooksley	0	1	0
Roger Leonard Burdett	1	35	43
Mark Brown Mulholland	0	1	1
Stephen Telfer	0	1	0
David John Sewell	0	2	1
David Anthony Hugh Rodger	0	14	7
Paul David Houghton	0	8	10
Penelope Ann Turvey	0	16	3
David Alan Wall	0	16	0
Ronald C Jones	0	2	0
Ronald C Jones	0	2	0
Total Persons With Significant Control	1	Total Statements	0
Active	1	Active	0
Ceased	0	Ceased	0

## **ACTIVE PERSONS WITH SIGNIFICANT CONTROL**

Name	The Hay Hall Group Limited	Kind	Corporate Entity With Significant Control
Address	C/O Bibby Transmissions Ltd Cannon Way, Dewsbury, West Yorkshire	Notified On	01/01/2017
Post Code	WF13 1EH	Legal Form	Limited Company

**DISCLAIMER** : This Report is **PRIVATE & CONFIDENTIAL** and it is prepared at the request of and for its use by the Subscriber only. The Subscriber shall use the contents of the Report merely as an aid to its business. Mira Inform Private Limited ("MIPL") has collated information/data in the Report, which have not been verified unless otherwise specifically mentioned in the Report. The Subscriber shall independently verify the accuracy and correctness of the information/data before in any way acting upon the same. MIPL shall not be liable for any harm, injury, loss or damage caused to the Subscriber due to default by the Subscriber's debtors/beneficiaries in fulfilling their obligations of any nature whatsoever. This Report or any of its portion shall not be used as a documentary evidence or otherwise before any investigative agencies or forum of law. This Report is confidential and proprietary to MIPL. The Subscriber and/or any other person(s) may not reproduce, publish or disclose any of the contents of the Report to others without the express authorization of MIPL. This Report is prepared and issued to the Subscriber without any risk, responsibility or liability on the part of MIPL or its officials.

Authority	Uk Companies Act	Place Registered	Companies House	
Country Registered	England	Registration Number	3141672	
Nature Of Control	Ownership Of Shares 75 To 100 Percent,Voting Rights 75 To 100 Percent,Right To Appoint And Remove Directors As Firm			

## **CEASED PERSONS WITH SIGNIFICANT CONTROL**

No Ceased Persons With Significant Control To Display

## **ACTIVE STATEMENTS**

No Active Statements To Display

## **CEASED STATEMENTS**

No Ceased Statements To Display

**FOREIGN EXCHANGE RATES**

Currency	Unit	Indian Rupees
US Dollar	1	INR 70.23
UK Pound	1	INR 89.37
Euro	1	INR 79.97
GBP	1	INR 88.91

**Note :** Above are approximate rates obtained from sources believed to be correct

**INFORMATION DETAILS**

Analysis Done by :	NIY
Report Prepared by :	TRU

**DISCLAIMER :** This Report is **PRIVATE & CONFIDENTIAL** and it is prepared at the request of and for its use by the Subscriber only. The Subscriber shall use the contents of the Report merely as an aid to its business. Mira Inform Private Limited ("MIPL") has collated information/data in the Report, which have not been verified unless otherwise specifically mentioned in the Report. The Subscriber shall independently verify the accuracy and correctness of the information/data before in any way acting upon the same. MIPL shall not be liable for any harm, injury, loss or damage caused to the Subscriber due to default by the Subscriber's debtors/beneficiaries in fulfilling their obligations of any nature whatsoever. This Report or any of its portion shall not be used as a documentary evidence or otherwise before any investigative agencies or forum of law. This Report is confidential and proprietary to MIPL. The Subscriber and/or any other person(s) may not reproduce, publish or disclose any of the contents of the Report to others without the express authorization of MIPL. This Report is prepared and issued to the Subscriber without any risk, responsibility or liability on the part of MIPL or its officials.

**RATING EXPLANATIONS**

Credit Rating	Explanation	Rating Comments
A++	Minimum Risk	Business dealings permissible with minimum risk of default
A+	Low Risk	Business dealings permissible with low risk of default
A	Acceptable Risk	Business dealings permissible with moderate risk of default
B	Medium Risk	Business dealings permissible on a regular monitoring basis
C	Medium High Risk	Business dealings permissible preferably on secured basis
D	High Risk	Business dealing not recommended or on secured terms only
NB	New Business	No recommendation can be done due to business in infancy stage
NT	No Trace	No recommendation can be done as the business is not traceable

NB is stated where there is insufficient information to facilitate rating. However, it is not to be considered as unfavourable.

This score serves as a reference to assess SC's credit risk and to set the amount of credit to be extended. It is calculated from a composite of weighted scores obtained from each of the major sections of this report. The assessed factors are as follows:

- Financial condition covering various ratios
- Company background and operations size
- Promoters / Management background
- Payment record
- Litigation against the subject
- Industry scenario / competitor analysis
- Supplier / Customer / Banker review (wherever available)