

MIRA INFORM REPORT

Report No. :	525615
Report Date :	21.08.2018

IDENTIFICATION DETAILS

Name :	WIPRO ENTERPRISES PRIVATE LIMITED (w.e.f.22.05.2015)
Formerly Known As :	WIPRO ENTERPRISES LIMITED (w.e.f.19.04.2013) AZIM PREMJI CUSTODIAL SERVICES LIMITED (w.e.f.28.03.2013) AZIM PREMJI CUSTODIAL SERVICES PRIVATE LIMITED
Registered Office:	C Block, CCLG Division, Doddakannelli, Sarjapur Road, Bangalore – 560035, Karnataka
Tel. No.:	91-80-39916109
Country :	India
Financials (as on) :	31.03.2018
Date of Incorporation :	17.08.2010
CIN No.: [Company Identification No.]	U15141KA2010PTC054808
Capital Investment / Paid-up Capital :	INR 4837.000 Million
PAN No.: [Permanent Account No.]	AAJCA0072C
GST No.:	04AAJCA0072C1ZD [Chandigarh] 29AAJCA0072C1Z1 [Mysore, Karnataka] 37AAJCA0072C1Z4 [Patamata, Andhra Pradesh] 02AAJCA0072C1ZH [Himachal Pradesh] 03AAJCA0072C1ZF [Mohali, Punjab] 29AAJCA0072C5ZX [Bangalore, Karnataka] 33AAJCA0072C1ZC [Porur, Tamilnadu] 29AAJCA0072C3ZZ [Bangalore, Karnataka] 07AAJCA0072C1Z7 [Delhi] 06AAJCA0072C1Z9 [Ambala, Haryana] 32AAJCA0072C3ZC [Ernakulam, Kerala]

DISCLAIMER : This Report is **PRIVATE & CONFIDENTIAL** and it is prepared at the request of and for its use by the Subscriber only. The Subscriber shall use the contents of the Report merely as an aid to its business. Mira Inform Private Limited ("MIPL") has collated information/data in the Report, which have not been verified unless otherwise specifically mentioned in the Report. The Subscriber shall independently verify the accuracy and correctness of the information/data before in any way acting upon the same. MIPL shall not be liable for any harm, injury, loss or damage caused to the Subscriber due to default by the Subscriber's debtors/beneficiaries in fulfilling their obligations of any nature whatsoever. This Report or any of its portion shall not be used as a documentary evidence or otherwise before any investigative agencies or forum of law. This Report is confidential and proprietary to MIPL. The Subscriber and/or any other person(s) may not reproduce, publish or disclose any of the contents of the Report to others without the express authorization of MIPL. This Report is prepared and issued to the Subscriber without any risk, responsibility or liability on the part of MIPL or its officials.

	36AAJCA0072C1Z6 [Saroor Nagar, Telangana] 05AAJCA0072C2ZA [Hardwar, Uttarakhand] 18AAJCA0072C2Z3 [Guwahati, Assam] 20AAJCA0072C1ZJ [Ranchi, Jharkhand] 23AAJCA0072C1ZD [Indore, Madhya Pradesh] 19AAJCA0072C1Z2 [West Bengal]
Legal Form :	Private Limited Liability Company
Line of Business :	Subject is engaged into: Wipro Consumer Care and Lighting has three main segments: <ul style="list-style-type: none"> Indian household business (including Personal Care), International personal care business (including Unza, LD Waxson, Yardley and other brands) and the Indian Office Solutions business (Lighting, Furniture and Switches). [Registered Activity] Manufacturer and Trader of Santoor Body Lotion, Soap, etc. [Confirmed by Management]
No. of Employees :	1400 [Approximately]

RATING & COMMENTS

(Mira Inform has adopted New Rating mechanism w.e.f. 23rd January 2017)

MIRA's Rating : **A++**

Credit Rating	Explanation	Rating Comments
A++	Minimum Risk	Business dealings permissible with minimum risk of default

Status :	Excellent
Payment Behaviour :	Regular
Litigation :	Exist
Comments :	<p>Subject was incorporated in the year 2010 as "Wipro Enterprise Limited". Later in the year 2015, it was changed to Private Limited Company under its current name and is engaged in providing consumer care, lighting, and infrastructure engineering products.</p> <p>Its products range soaps, toiletries, personal care products, baby care products, wellness products, electrical wire devices, domestic and commercial lighting products, and modular office furniture. It is an established company having excellent track records.</p> <p>Management has not filed its financials for the year 2017 with the Government Registry.</p>

DISCLAIMER : This Report is **PRIVATE & CONFIDENTIAL** and it is prepared at the request of and for its use by the Subscriber only. The Subscriber shall use the contents of the Report merely as an aid to its business. Mira Inform Private Limited ("MIPL") has collated information/data in the Report, which have not been verified unless otherwise specifically mentioned in the Report. The Subscriber shall independently verify the accuracy and correctness of the information/data before in any way acting upon the same. MIPL shall not be liable for any harm, injury, loss or damage caused to the Subscriber due to default by the Subscriber's debtors/beneficiaries in fulfilling their obligations of any nature whatsoever. This Report or any of its portion shall not be used as a documentary evidence or otherwise before any investigative agencies or forum of law. This Report is confidential and proprietary to MIPL. The Subscriber and/or any other person(s) may not reproduce, publish or disclose any of the contents of the Report to others without the express authorization of MIPL. This Report is prepared and issued to the Subscriber without any risk, responsibility or liability on the part of MIPL or its officials.

	<p>Available financials of 2018 indicates robust financial risk profile marked by strong net worth base along with comfortable liquidity and decent profit margin of the company.</p> <p>The ratings further derives strength from Wipro's established presence in the global information technology (IT) services outsourcing industry and the company's diversified business profile across industries.</p> <p>Fundamentals of the company are strong and healthy. Promoters are reported to be well experienced and resourceful businessmen.</p> <p>Trade relations are reported as fair. Business is active. Payments terms are reported to be regular and as per commitment.</p> <p>In view of the aforesaid, the company can be considered normal for business dealings at usual trade terms and conditions.</p> <p>Note: Site visit was conducted at the given address and our executive had successfully traced the subject.</p> <p>At the premises our executive met to Mr. Sanjay Vyas (Senior Accounts Manager) and he confirmed the existence of the subject on the given address.</p> <p>As per our executive's observation, it's a shed type premises comprising of total area of 25,000 SQ.FT.</p> <p>Location was easy to find, locality seems to be industrial and area appears to be neutral.</p> <p>Our executive had sighted 50+ employees as well as sighted the name board of the subject on the given address.</p>
--	---

NOTES :

Any query related to this report can be made on e-mail : infodept@mirainform.com while quoting report number, name and date.

ECGC Country Risk Classification List

Country Name	Previous Rating (31.12.2017)	Current Rating (01.04.2018)
India	A1	A1

Risk Category	ECGC Classification
Insignificant	A1
Low Risk	A2

DISCLAIMER : This Report is **PRIVATE & CONFIDENTIAL** and it is prepared at the request of and for its use by the Subscriber only. The Subscriber shall use the contents of the Report merely as an aid to its business. Mira Inform Private Limited ("MIPL") has collated information/data in the Report, which have not been verified unless otherwise specifically mentioned in the Report. The Subscriber shall independently verify the accuracy and correctness of the information/data before in any way acting upon the same. MIPL shall not be liable for any harm, injury, loss or damage caused to the Subscriber due to default by the Subscriber's debtors/beneficiaries in fulfilling their obligations of any nature whatsoever. This Report or any of its portion shall not be used as a documentary evidence or otherwise before any investigative agencies or forum of law. This Report is confidential and proprietary to MIPL. The Subscriber and/or any other person(s) may not reproduce, publish or disclose any of the contents of the Report to others without the express authorization of MIPL. This Report is prepared and issued to the Subscriber without any risk, responsibility or liability on the part of MIPL or its officials.

Moderately Low Risk	B1
Moderate Risk	B2
Moderately High Risk	C1
High Risk	C2
Very High Risk	D

EXTERNAL AGENCY RATING

NOT AVAILABLE

RBI DEFAULTERS' LIST STATUS

Subject's name is not enlisted as a defaulter in the publicly available RBI Defaulters' list.

EPF (Employee Provident Fund) DEFAULTERS' LIST STATUS

Subject's name is not enlisted as a defaulter in the publicly available EPF (Employee Provident Fund) Defaulters' list as of 31-03-2018.

BIFR (Board for Industrial & Financial Reconstruction) LISTING STATUS

Subject's name is not listed as a Sick Unit in the publicly available BIFR (Board for Industrial & Financial Reconstruction) list as of 21.08.2018

IBBI (Insolvency and Bankruptcy Board of India) LISTING STATUS

Subject's name is not listed in the publicly available IBBI (Insolvency and Bankruptcy Board of India) list as of report date.

INFORMATION PARTED BY

Name :	Mr. Sanjay Vyas
Designation :	Senior Accounts Executive
Contact No.:	91-9998849021
Date :	16.08.2018

LOCATIONS

Registered Office :	C Block, CCLG Division, Doddakannelli, Sarjapur Road, Bangalore – 560035, Karnataka, India
Tel. No.:	91-80-39916109 / 28440054
Mobile No.:	91-9676908080 [Mr. Ramesh]

DISCLAIMER : This Report is **PRIVATE & CONFIDENTIAL** and it is prepared at the request of and for its use by the Subscriber only. The Subscriber shall use the contents of the Report merely as an aid to its business. Mira Inform Private Limited ("MIPL") has collated information/data in the Report, which have not been verified unless otherwise specifically mentioned in the Report. The Subscriber shall independently verify the accuracy and correctness of the information/data before in any way acting upon the same. MIPL shall not be liable for any harm, injury, loss or damage caused to the Subscriber due to default by the Subscriber's debtors/beneficiaries in fulfilling their obligations of any nature whatsoever. This Report or any of its portion shall not be used as a documentary evidence or otherwise before any investigative agencies or forum of law. This Report is confidential and proprietary to MIPL. The Subscriber and/or any other person(s) may not reproduce, publish or disclose any of the contents of the Report to others without the express authorization of MIPL. This Report is prepared and issued to the Subscriber without any risk, responsibility or liability on the part of MIPL or its officials.

	91-9998849021 [Mr. Sanjay Vyas]
Fax No.:	91-80-28440054
E-Mail :	communications.wel@wipro.com info.win@wipro.com chethan.yogesh@wipro.com
Website :	http://www.wipronorthwest.com
Area:	25000 [As per site visit]
Locality:	Industrial [As per site visit]
Branch Office:	Plot.No. 610-612, Opposite Hotel Parichay, Near Forest Quarters, NH-08, Aslali, Ahmedabad-382447, Gujarat, India
Corporate Office:	134, Doddakannelli, Sarjapur Road, Bangalore - 560035, Karnataka, India
Factory :	S.B. Tower, 4th Floor, 88, M G Road, Bangalore – 560001, Karnataka, India
Branch Offices :	Located at: <ul style="list-style-type: none"> • Andhra Pradesh • Kerala • Punjab • Aurangabad • Rajasthan • Madhya Pradesh • Bihar • Mumbai • Tamilnadu • Chattisgarh • Telangana • Nagpur • Uttarakhand • New Delhi • Orissa • Uttar Pradesh • Haryana • West Bengal • Karnataka • Pune

DIRECTORS

AS ON 31.03.2018

Name :	Mr. Azim Hasham Premji
Designation :	Director

DISCLAIMER : This Report is **PRIVATE & CONFIDENTIAL** and it is prepared at the request of and for its use by the Subscriber only. The Subscriber shall use the contents of the Report merely as an aid to its business. Mira Inform Private Limited ("MIPL") has collated information/data in the Report, which have not been verified unless otherwise specifically mentioned in the Report. The Subscriber shall independently verify the accuracy and correctness of the information/data before in any way acting upon the same. MIPL shall not be liable for any harm, injury, loss or damage caused to the Subscriber due to default by the Subscriber's debtors/beneficiaries in fulfilling their obligations of any nature whatsoever. This Report or any of its portion shall not be used as a documentary evidence or otherwise before any investigative agencies or forum of law. This Report is confidential and proprietary to MIPL. The Subscriber and/or any other person(s) may not reproduce, publish or disclose any of the contents of the Report to others without the express authorization of MIPL. This Report is prepared and issued to the Subscriber without any risk, responsibility or liability on the part of MIPL or its officials.

Address :	Survey No.75, 133, 135/1, 136/1 No.574, Doddakannelli Village, Sarjapur Road, Bangalore – 560035, Karnataka, India
Date of Birth/Age :	24.07.1945
Date of Appointment :	17.08.2010
DIN No.:	00234280

Other Directorship:

CIN/FCRN	Company Name	Begin Date	End Date
L32102KA1945PLC020800	WIPRO LIMITED	31/07/2007	-
U33111KA1990PTC016063	WIPRO GE HEALTHCARE PRIVATE LIMITED	30/03/1990	-
U65993KA1974PTC024191	NAPEAN TRADING AND INVESTMENT COMPANY PRIVATE LIMITED	06/06/1974	-
U65993KA1974PTC024192	REGAL INVESTMENT AND TRADING COMPANY PRIVATE LIMITED.	11/09/1974	-
U65993KA1974PTC024195	VIDYA INVESTMENT AND TRADING COMPANY PRIVATE LIMITED.	11/09/1974	-
U65993KA1981PTC024196	PRAZIM TRADING AND INVESTMENT COMPANY PRIVATE LIMITED.	13/11/1981	-
U65993KA1983PTC024193	ZASH INVESTMENT AND TRADING COMPANY PRIVATE LIMITED	10/05/1983	-
U65993KA1983PTC024194	TARISH INVESTMENT AND TRADING COMPANY PRIVATE LIMITED.	19/05/1983	-
U65999KA2000GAT026421	AZIM PREMJI PHILANTHROPIC INITIATIVES PRIVATE LIMITED	18/02/2000	-

Name :	Mr. Suresh Chandra Senapaty
Designation :	Director
Address :	301, Brigade Lavelle I, Lavelle Road, Bangalore – 560001, Karnataka, India
Date of Birth/Age :	03.03.1957
Date of Appointment :	01.04.2013
DIN No.:	00018711

Other Directorship:

CIN/FCRN	Company Name	Begin Date	End Date
L15200KA1998PLC023489	HEALTHCARE GLOBAL ENTERPRISES LIMITED	15/06/2015	-
L29299PN1984PLC017951	HONEYWELL AUTOMATION INDIA LIMITED	10/08/2016	-
U15202OR2009PTC027213	MILK MANTRA DAIRY PRIVATE LIMITED	29/09/2016	-
U33111KA1990PTC016063	WIPRO GE HEALTHCARE PRIVATE LIMITED	25/01/1995	-
U64202KA2000PLC034668	WIPRO BPO SOLUTIONS LIMITED	29/10/2001	-
U72200KA2003PTC040724	MPACT TECHNOLOGY SERVICES PRIVATE LIMITED	24/07/2006	-
U72200MH2000PTC129630	CMANGO INDIA PRIVATE LIMITED	04/04/2006	-
U72200TG2001PLC036915	QUANTECH GLOBAL SERVICES LIMITED	01/01/2007	-
U72900KA2000PLC027551	WIPRO INFRASTRUCTURE ENGINEERING LIMITED	15/04/2002	-

Name :	Mr. Vineet Agrawal
Designation :	Whole Time Director

Address :	Villa 73, Lane 3, Adarsh Palm Retreat, Outer Ring Road, Devarabisenahalli, Bell Andur Post, Bangalore - 560103, Karnataka, India			
Date of Birth/Age :	17.01.1962			
Date of Appointment :	01.04.2013			
DIN No.:	02370129			
Other Directorship:				
	CIN/FCRN	Company Name	Begin Date	End Date
	U02424KA2003PTC032810	WIPRO CONSUMER CARE PRIVATE LIMITED	03/11/2003	-
	U31409KA2009PTC049136	VIGNANI SOLUTIONS PRIVATE LIMITED	30/09/2011	-
Name :	Mr. Pratik Kumar			
Designation :	Whole Time Director			
Address :	421/A Palm Meadows 2 PH, Whitefield RD, Ramagondanahalli, Bangalore - 560066, Karnataka, India			
Date of Birth/Age :	23.10.1965			
Date of Appointment :	01.04.2013			
DIN No.:	00328453			
Other Directorship:				
	CIN/FCRN	Company Name	Begin Date	End Date
	U33111KA1990PTC016063	WIPRO GE HEALTHCARE PRIVATE LIMITED	02/05/2002	-
Name :	Mr. Rishad Azim Premji			
Designation :	Director			
Address :	C-8, Epsilon Villa, Yemlur Marathahalli, Bangalore - 560037, Karnataka, India			
Date of Birth/Age :	09.01.1977			
Date of Appointment :	01.04.2013			
DIN No.:	02983899			
Other Directorship:				
	CIN/FCRN	Company Name	Begin Date	End Date
	L32102KA1945PLC020800	WIPRO LIMITED	01/05/2015	-
	U33111KA1990PTC016063	WIPRO GE HEALTHCARE PRIVATE LIMITED	23/09/2010	-
	U74120DL2008NPL182363	DATA SECURITY COUNCIL OF INDIA	10/04/2018	-
	U93090KA2001NPL028740	AZIM PREMJI FOUNDATION	29/09/2009	-
Name :	Mr. Tariq Azim Hasham Premji			
Designation :	Additional Director			
Address :	574, Sarjapur Road, Next To Wipro Campus, Doddakanelli, Bangalore South Carmelaram, Bangalore - 560035, Karnataka, India			
Date of Appointment :	01.06.2018			
DIN No.:	07404479			
	CIN/FCRN	Company Name	Begin Date	End Date
	U65999KA2000GAT026421	AZIM PREMJI PHILANTHROPIC INITIATIVES PRIVATE LIMITED	29/09/2016	-

U80301KA2009NPL051792	AZIM PREMJI FOUNDATION FOR DEVELOPMENT	29/09/2016	-
U93090KA2001NPL028740	AZIM PREMJI FOUNDATION	29/09/2016	-

KEY EXECUTIVES

Name :	Mr. Raghavendran Swaminathan
Designation :	Chief Financial Officer
Address :	Olve, 503, Prestige St. Johns Wood 80, St. Johns Cross Road Bangalore 560029, Karnataka, India
Date of Appointment :	01.10.2014
PAN No.:	AFKPS0436B
Name :	Mr. Chethan
Designation :	Company Secretary
Address :	No 66, 2nd Floor, 4th Main, 1st Stage, 5th Phase, Mahaganapathi Nagar, Rajajinagar, West of Chord Road, Bangalore - 560044, Karnataka, India
Date of Appointment :	01.04.2013
PAN No.:	AIDPC9233C
Name :	Mr. Sanjay Vyas
Designation :	Senior Accounts Executive

MAJOR SHAREHOLDERS / SHAREHOLDING PATTERN

AS ON 31.03.2017

NOTE: SHAREHOLDING DETAILS FILE ATTACHED

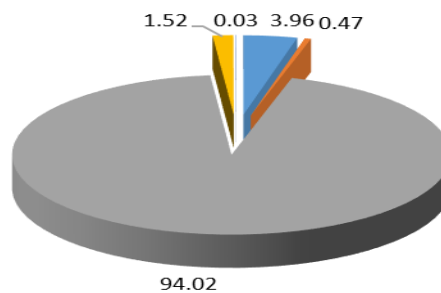
AS ON 07.08.2017

Equity Share Breakup	Percentage of Holding
Category	
Promoters (Individual/Hindu Undivided Family - Indian)	3.96
Promoters (Bodies corporate)	0.47
Promoters (Others - Partnership firm and trust)	94.02
Public/Other than promoters (Individual/Hindu Undivided Family - Indian)	1.52
Public/Other than promoters (Individual/Hindu Undivided Family - Non-resident Indian (NRI))	0.03
Total	100.00

DISCLAIMER : This Report is **PRIVATE & CONFIDENTIAL** and it is prepared at the request of and for its use by the Subscriber only. The Subscriber shall use the contents of the Report merely as an aid to its business. Mira Inform Private Limited ("MIPL") has collated information/data in the Report, which have not been verified unless otherwise specifically mentioned in the Report. The Subscriber shall independently verify the accuracy and correctness of the information/data before in any way acting upon the same. MIPL shall not be liable for any harm, injury, loss or damage caused to the Subscriber due to default by the Subscriber's debtors/beneficiaries in fulfilling their obligations of any nature whatsoever. This Report or any of its portion shall not be used as a documentary evidence or otherwise before any investigative agencies or forum of law. This Report is confidential and proprietary to MIPL. The Subscriber and/or any other person(s) may not reproduce, publish or disclose any of the contents of the Report to others without the express authorization of MIPL. This Report is prepared and issued to the Subscriber without any risk, responsibility or liability on the part of MIPL or its officials.

Share holding pattern

- Promoters (Individual/Hindu Undivided Family - Indian)
- Promoters (Bodies corporate)
- Promoters (Others - Partnership firm and trust)
- Public/Other than promoters (Individual/Hindu Undivided Family - Indian)
- Public/Other than promoters (Individual/Hindu Undivided Family - Non-resident Indian (NRI))



BUSINESS DETAILS

Line of Business :	Subject is engaged into: Wipro Consumer Care and Lighting has three main segments: <ul style="list-style-type: none"> • Indian household business (including Personal Care), International personal care business (including Unza, LD Waxson, Yardley and other brands) and the Indian Office Solutions business (Lighting, Furniture and Switches). [Registered Activity] • Manufacturer and Trader of Santoor Body Lotion, Soap, etc. [Confirmed by Management] 	
Products :	ITC Code No.	Product Descriptions
	84122990	Hydraulic & Pneumatic Equipment
	34011190	Toilet Soaps and related products
	85393110	Lighting Products
Brand Names :	Not Available	
Agencies Held :	Not Available	
Exports :	Not Available	
Imports :	Not Available	
Terms :		

DISCLAIMER : This Report is **PRIVATE & CONFIDENTIAL** and it is prepared at the request of and for its use by the Subscriber only. The Subscriber shall use the contents of the Report merely as an aid to its business. Mira Inform Private Limited ("MIPL") has collated information/data in the Report, which have not been verified unless otherwise specifically mentioned in the Report. The Subscriber shall independently verify the accuracy and correctness of the information/data before in any way acting upon the same. MIPL shall not be liable for any harm, injury, loss or damage caused to the Subscriber due to default by the Subscriber's debtors/beneficiaries in fulfilling their obligations of any nature whatsoever. This Report or any of its portion shall not be used as a documentary evidence or otherwise before any investigative agencies or forum of law. This Report is confidential and proprietary to MIPL. The Subscriber and/or any other person(s) may not reproduce, publish or disclose any of the contents of the Report to others without the express authorization of MIPL. This Report is prepared and issued to the Subscriber without any risk, responsibility or liability on the part of MIPL or its officials.

Selling :	Cash, Advance Payment, Cheque and Credit
Purchasing :	Cash, Advance Payment, Cheque and Credit

PRODUCTION STATUS: (NOT AVAILABLE)

GENERAL INFORMATION

Suppliers :	Reference:	Art Luminaris Bombay
	Name of the Person (Designation):	--
	Contact Number:	--
	Since how long known:	--
	Maximum limit dealt:	--
	Experience:	--
	Remark	--
	<ul style="list-style-type: none"> NIL Electronic India Limited 	
Customers :	End Users and Manufacturer	
	Reference:	Reliance
	Name of the Person (Designation):	--
	Contact Number:	--
	Since how long known:	--
	Maximum limit dealt:	--
	Experience:	--
	Remark	--
<ul style="list-style-type: none"> Canteen Stores Department 		
No. of Employees :	1400 [Approximately]	
Bankers :	Bank Name:	HDFC Bank Limited
	Branch:	Bangalore, West Bengal, India
	Person Name (with Designation):	--
	Contact Number:	--
	Name of Account Holder:	--
	Account Number:	--
	Account Since (Date/ Year of A/c Opening):	--
	Average Balance Maintained (Optional):	--
	Credit Facilities Enjoyed (CC/OD/Term Loan):	--

DISCLAIMER : This Report is **PRIVATE & CONFIDENTIAL** and it is prepared at the request of and for its use by the Subscriber only. The Subscriber shall use the contents of the Report merely as an aid to its business. Mira Inform Private Limited ("MIPL") has collated information/data in the Report, which have not been verified unless otherwise specifically mentioned in the Report. The Subscriber shall independently verify the accuracy and correctness of the information/data before in any way acting upon the same. MIPL shall not be liable for any harm, injury, loss or damage caused to the Subscriber due to default by the Subscriber's debtors/beneficiaries in fulfilling their obligations of any nature whatsoever. This Report or any of its portion shall not be used as a documentary evidence or otherwise before any investigative agencies or forum of law. This Report is confidential and proprietary to MIPL. The Subscriber and/or any other person(s) may not reproduce, publish or disclose any of the contents of the Report to others without the express authorization of MIPL. This Report is prepared and issued to the Subscriber without any risk, responsibility or liability on the part of MIPL or its officials.

	Account Operation:	--
	Remarks:	--

Auditors :	
Name :	BSR and Company LLP Chartered Accountants
Address :	Bangalore, Karnataka, India
Income-tax PAN of auditor or auditor's firm :	AAAFB9852F
Memberships :	Not Available
Collaborators :	Not Available
Associate Company:	<ul style="list-style-type: none"> Wipro GE Healthcare Private Limited Wipro Kawasaki Precision Machinery Private Limited Happily Unmarried Marketing Private Limited
Entity controlled by Director:	<ul style="list-style-type: none"> Wipro Limited Azim Premji Foundation Azim Premji Foundation for Development
Subsidiary Company:	<p>Direct Subsidiaries *</p> <ul style="list-style-type: none"> Cygnus Negri Investments Private Limited Wipro Consumer Care Limited (formerly known as Wipro Consumer Care Limited) Wipro Enterprises Cyprus Limited Wipro Chandrika Limited (formerly known as Wipro Chandrika Limited) Wipro Infrastructure Engineering Machinery (Changzhou) Co, Limited <p>Indirect subsidiaries</p> <ul style="list-style-type: none"> Wipro Infrastructure Engineering AB Wipro Singapore Pte Limited Wipro Infrastructure Engineering S.A. (formerly Hervil S.A) # Wipro Enterprises S.R.L. (formerly Hervil Asset Management SRL) Wipro Yardley FZE Wipro Enterprises Netherlands BV Wipro Enterprises Inc. <p>NOTES:</p> <p>* All the above direct subsidiaries are 100% held by the Company except Wipro Chandrika Limited in which the Company holds 90% of the equity securities.</p> <p>** Defunct company.</p> <p># Wipro Enterprises Cyprus Limited holds 99.77% and Wipro Enterprises S.R.L</p>

	holds 0.07% in this entity.
Step Subsidiary:	<p>WIPRO INFRASTRUCTURE ENGINEERING OY</p> <ul style="list-style-type: none"> Wipro Infrastructure Engineering LLC <p>WIPRO UNZA HOLDINGS LIMITED Indirect Subsidiaries</p> <ul style="list-style-type: none"> Wipro Unza Singapore Pte Limited Wipro Unza Indochina Pte Limited Wipro Unza Cathay Limited Wipro Unza China Limited PT Unza Vitalis Wipro Unza Thailand Limited Wipro Unza Overseas Limited Wipro Unza Africa Limited Wipro Unza Middle East Limited Unza International Limited Wipro Unza Nusantara Sdn Bhd (formerly Unza Nusantara Sdn. Bhd.) L D Waxson (Singapore) Pte Limited Wipro Unza Vietnam Co, Limited L D Waxson (HK) Limited Wipro Unza (Guangdong) Consumer Products Limited Unza (Malaysia) Sdn Bhd Wipro Manufacturing Services Sdn Bhd Gervas Corporation Sdn Bhd Formapac Sdn Bhd Ginvera Marketing Enterprises Sdn. Bhd Attractive Avenue Sdn. Bhd <p>WIPRO ENTERPRISES PARTICIPAÇÕES LIMITED</p> <ul style="list-style-type: none"> Wipro Do Brasil Industrial S.A (formerly known as R.K.M – Equipamentos Hidráulicos S.A) <p>WIPRO GIVON LIMITED (FORMERLY KNOWN AS H.R GIVON LIMITED)</p> <ul style="list-style-type: none"> Wipro Givon Holdings Inc Wipro Givon USA Inc.
Step Subsidiary :	<p>L D WAXSON (SINGAPORE) PTE LIMITED</p> <ul style="list-style-type: none"> L D Waxson (Taiwan) Co. Ltd L D Waxson (Quanzhou) Co. Ltd Sanghai Wocheng Trading Development Co. Limited <p>WIPRO MANUFACTURING SERVICES SDN BHD</p> <ul style="list-style-type: none"> Shubido Pacific Sdn Bhd

CAPITAL STRUCTURE

AS ON 31.03.2018

Authorised Capital :

No. of Shares	Type	Value	Amount
495000000	Equity Shares	INR 10/- each	INR 4950.000 Million
1000000	Preference Shares	INR 50/- each	INR 50.000 Million
	Total		INR 5000.000 Million

Issued, Subscribed & Paid-up Capital :

No. of Shares	Type	Value	Amount
483662163	Equity Shares	INR 10/- each	INR 4837.000 Million

Terms / rights attached to equity shares

The Company has only one class of equity shares having a par value of ` 10 per share. Each holder of equity shares is entitled to one vote per share. The Company declares and pays dividend in Indian Rupees. The dividend proposed by the Board of Directors, if any, is subject to shareholders approval in the ensuing Annual General Meeting. In the event of liquidation of the Company, the equity shareholders will be entitled to receive the remaining assets of the Company, after distribution of all preferential amounts, if any, in proportion to the number of equity shares held by the shareholders.

Reconciliation of number of shares

Particulars	31.03.2018	
	No. of Shares	INR in Million
Opening number of shares outstanding	483662163	4837.000
Shares issued/ redeemed during the year		--
Closing number of shares outstanding	483662163	4837.000

Details of shareholders of equity shares holding more than 5% of the total shares of the Company

Name of the shareholders	31.03.2018	
	No. of shares	% held
Azim Hasham Premji, Partner representing Prazim Traders	141325318	29.22
Azim Hasham Premji Partner representing Zash Traders	141067918	29.17
Azim Premji Trust	98142824	20.29
Azim Hasham Premji Partner representing Hasham Traders	74191200	15.34

DISCLAIMER : This Report is **PRIVATE & CONFIDENTIAL** and it is prepared at the request of and for its use by the Subscriber only. The Subscriber shall use the contents of the Report merely as an aid to its business. Mira Inform Private Limited ("MIPL") has collated information/data in the Report, which have not been verified unless otherwise specifically mentioned in the Report. The Subscriber shall independently verify the accuracy and correctness of the information/data before in any way acting upon the same. MIPL shall not be liable for any harm, injury, loss or damage caused to the Subscriber due to default by the Subscriber's debtors/beneficiaries in fulfilling their obligations of any nature whatsoever. This Report or any of its portion shall not be used as a documentary evidence or otherwise before any investigative agencies or forum of law. This Report is confidential and proprietary to MIPL. The Subscriber and/or any other person(s) may not reproduce, publish or disclose any of the contents of the Report to others without the express authorization of MIPL. This Report is prepared and issued to the Subscriber without any risk, responsibility or liability on the part of MIPL or its officials.

FINANCIAL DATA
[all figures are in INR Million]

ABRIDGED BALANCE SHEET

SOURCES OF FUNDS	31.03.2018	31.03.2017	31.03.2016
I. EQUITY AND LIABILITIES			
(1) Shareholders' Funds			
(a) Share Capital	4837.000	4837.000	4837.000
(b) Reserves & Surplus	62626.000	55529.000	49912.000
(c) Money received against share warrants	0.000	0.000	0.000
(2) Share Application money pending allotment	0.000	0.000	0.000
Total Shareholders' Funds (1) + (2)	67463.000	60366.000	54749.000
(3) Non-Current Liabilities			
(a) Long-term borrowings	0.000	0.000	0.000
(b) Deferred tax liabilities (Net)	1031.000	1123.000	861.000
(c) Other long term liabilities	199.000	182.000	65.000
(d) long-term provisions	298.000	280.000	224.000
Total Non-current Liabilities (3)	1528.000	1585.000	1150.000
(4) Current Liabilities			
(a) Short term borrowings	706.000	663.000	627.000
(b) Trade payables	10862.000	7096.000	6584.000
(c) Other current liabilities	893.000	1583.000	1701.000
(d) Short-term provisions	132.000	130.000	104.000
Total Current Liabilities (4)	12593.000	9472.000	9016.000
TOTAL	81584.000	71423.000	64915.000
II. ASSETS			
(1) Non-current assets			
(a) Fixed Assets			
(i) Tangible assets	6950.000	7285.000	7112.000
(ii) Intangible Assets	1203.000	1227.000	1138.000
(iii) Capital work-in-progress	126.000	147.000	437.000
(iv) Intangible assets under development	0.000	0.000	0.000
(b) Non-current Investments	21746.000	20033.000	19283.000
(c) Deferred tax assets (net)	365.000	190.000	0.000
(d) Long-term Loan and Advances	520.000	416.000	517.000
(e) Other Non-current assets	777.000	521.000	647.000
Total Non-Current Assets	31687.000	29819.000	29134.000

DISCLAIMER : This Report is **PRIVATE & CONFIDENTIAL** and it is prepared at the request of and for its use by the Subscriber only. The Subscriber shall use the contents of the Report merely as an aid to its business. Mira Inform Private Limited ("MIPL") has collated information/data in the Report, which have not been verified unless otherwise specifically mentioned in the Report. The Subscriber shall independently verify the accuracy and correctness of the information/data before in any way acting upon the same. MIPL shall not be liable for any harm, injury, loss or damage caused to the Subscriber due to default by the Subscriber's debtors/beneficiaries in fulfilling their obligations of any nature whatsoever. This Report or any of its portion shall not be used as a documentary evidence or otherwise before any investigative agencies or forum of law. This Report is confidential and proprietary to MIPL. The Subscriber and/or any other person(s) may not reproduce, publish or disclose any of the contents of the Report to others without the express authorization of MIPL. This Report is prepared and issued to the Subscriber without any risk, responsibility or liability on the part of MIPL or its officials.

(2) Current assets			
(a) Current investments	35837.000	31455.000	26402.000
(b) Inventories	4811.000	4250.000	3969.000
(c) Trade receivables	5115.000	3126.000	3084.000
(d) Cash and cash equivalents	1640.000	837.000	649.000
(e) Short-term loans and advances	572.000	597.000	403.000
(f) Other current assets	1922.000	1339.000	1274.000
Total Current Assets	49897.000	41604.000	35781.000
TOTAL	81584.000	71423.000	64915.000

PROFIT & LOSS ACCOUNT

	PARTICULARS	31.03.2018	31.03.2017	31.03.2016
	SALES			
	Revenue from Operations	46883.000	40525.000	37381.000
	Other Income	3241.000	2684.000	2032.000
	TOTAL (A)	50124.000	43209.000	39413.000
Less	EXPENSES			
	Cost of Materials Consumed	16914.000	14527.000	12818.000
	Purchases of Stock-in-Trade	8409.000	6974.000	7155.000
	Changes in inventories of finished goods work-in-progress and Stock-in-Trade	(183.000)	(105.000)	(239.000)
	Employees benefits expense	3644.000	3046.000	2763.000
	Excise duty on sale of goods	360.000	1679.000	1435.000
	Other expenses	11465.000	9537.000	9362.000
	TOTAL (B)	40609.000	35658.000	33294.000
	PROFIT BEFORE INTEREST TAX DEPRECIATION AND AMORTISATION (A-B) (C)	9515.000	7551.000	6119.000
Less	FINANCIAL EXPENSES (D)	30.000	29.000	7.000
	PROFIT BEFORE TAX DEPRECIATION AND AMORTISATION (C-D) (E)	9485.000	7522.000	6112.000
Less/ Add	DEPRECIATION/ AMORTISATION (F)	987.000	830.000	764.000
	PROFIT BEFORE TAX (E-F) (G)	8498.000	6692.000	5348.000
Less	TAX (H)	1310.000	1406.000	1274.000

DISCLAIMER : This Report is **PRIVATE & CONFIDENTIAL** and it is prepared at the request of and for its use by the Subscriber only. The Subscriber shall use the contents of the Report merely as an aid to its business. Mira Inform Private Limited ("MIPL") has collated information/data in the Report, which have not been verified unless otherwise specifically mentioned in the Report. The Subscriber shall independently verify the accuracy and correctness of the information/data before in any way acting upon the same. MIPL shall not be liable for any harm, injury, loss or damage caused to the Subscriber due to default by the Subscriber's debtors/beneficiaries in fulfilling their obligations of any nature whatsoever. This Report or any of its portion shall not be used as a documentary evidence or otherwise before any investigative agencies or forum of law. This Report is confidential and proprietary to MIPL. The Subscriber and/or any other person(s) may not reproduce, publish or disclose any of the contents of the Report to others without the express authorization of MIPL. This Report is prepared and issued to the Subscriber without any risk, responsibility or liability on the part of MIPL or its officials.

	PROFIT AFTER TAX (G-H)	(l)	7188.000	5286.000	4074.000
	EARNINGS IN FOREIGN CURRENCY				
	FOB value of manufactured goods exported		1881.000	1531.000	1699.000
	Income from sale of services and products		55.000	0.000	0.000
	Agency commission		7.000	2.000	0.000
	TOTAL EXPORTS		1943.000	1533.000	1699.000
	IMPORTS				
	Raw Materials		2840.000	1794.000	1931.000
	Stores & Spares		7.000	17.000	16.000
	Capital Goods		67.000	126.000	403.000
	TOTAL IMPORTS		2914.000	1937.000	2350.000
	Earnings Per Share (INR)		14.86	10.93	8.42

CURRENT MATURITIES OF LONG TERM DEBT DETAILS

Particulars	31.03.2018	31.03.2017	31.03.2016
Current Maturities of Long term debt	NA	NA	NA
Cash Generated from Operations	6860.000	5030.000	6161.000
Net cash generated from operating activities	5254.000	3649.000	5054.000

KEY RATIOS

EFFICIENCY RATIOS

PARTICULARS	31.03.2018	31.03.2017	31.03.2016
Average Collection Days (Sundry Debtors / Income * 365 Days)	39.82	28.16	30.11
Account Receivables Turnover (Income / Sundry Debtors)	9.17	12.96	12.12
Average Payment Days (Sundry Creditors / Purchases * 365 Days)	156.56	120.46	120.32
Inventory Turnover (Operating Income / Inventories)	1.98	1.78	1.54

DISCLAIMER : This Report is **PRIVATE & CONFIDENTIAL** and it is prepared at the request of and for its use by the Subscriber only. The Subscriber shall use the contents of the Report merely as an aid to its business. Mira Inform Private Limited ("MIPL") has collated information/data in the Report, which have not been verified unless otherwise specifically mentioned in the Report. The Subscriber shall independently verify the accuracy and correctness of the information/data before in any way acting upon the same. MIPL shall not be liable for any harm, injury, loss or damage caused to the Subscriber due to default by the Subscriber's debtors/beneficiaries in fulfilling their obligations of any nature whatsoever. This Report or any of its portion shall not be used as a documentary evidence or otherwise before any investigative agencies or forum of law. This Report is confidential and proprietary to MIPL. The Subscriber and/or any other person(s) may not reproduce, publish or disclose any of the contents of the Report to others without the express authorization of MIPL. This Report is prepared and issued to the Subscriber without any risk, responsibility or liability on the part of MIPL or its officials.

Asset Turnover (Operating Income / Net Fixed Assets)	1.15	0.87	0.70
---	------	------	------

LEVERAGE RATIOS

PARTICULARS	31.03.2018	31.03.2017	31.03.2016
Debt Ratio (Borrowing + Current Liabilities) / Total Assets	0.15	0.13	0.14
Debt Equity Ratio (Total Liability / Networth)	0.01	0.01	0.01
Current Liabilities to Networth (Current Liabilities / Net Worth)	0.19	0.16	0.16
Fixed Assets to Networth (Net Fixed Assets / Networth)	0.12	0.14	0.16
Interest Coverage Ratio (PBIT / Financial Charges)	317.17	260.38	874.14

PROFITABILITY RATIOS

PARTICULARS		31.03.2018	31.03.2017	31.03.2016
Net Profit Margin (PAT / Sales) * 100	%	15.33	13.04	10.90
Return on Total Assets (PAT / Total Assets) * 100	%	8.81	7.40	6.28
Return on Investment (ROI) (PAT / Networth) * 100	%	10.65	8.76	7.44

SOLVENCY RATIOS

PARTICULARS	31.03.2018	31.03.2017	31.03.2016
Current Ratio (Current Assets / Current Liabilities)	3.96	4.39	3.97
Quick Ratio (Current Assets – Inventories) / Current Liabilities	3.58	3.94	3.53
G-Score Ratio Financial (Networth / Total Assets)	0.83	0.85	0.84
G-Score Ratio Debt	0.15	0.14	0.13

DISCLAIMER : This Report is **PRIVATE & CONFIDENTIAL** and it is prepared at the request of and for its use by the Subscriber only. The Subscriber shall use the contents of the Report merely as an aid to its business. Mira Inform Private Limited ("MIPL") has collated information/data in the Report, which have not been verified unless otherwise specifically mentioned in the Report. The Subscriber shall independently verify the accuracy and correctness of the information/data before in any way acting upon the same. MIPL shall not be liable for any harm, injury, loss or damage caused to the Subscriber due to default by the Subscriber's debtors/beneficiaries in fulfilling their obligations of any nature whatsoever. This Report or any of its portion shall not be used as a documentary evidence or otherwise before any investigative agencies or forum of law. This Report is confidential and proprietary to MIPL. The Subscriber and/or any other person(s) may not reproduce, publish or disclose any of the contents of the Report to others without the express authorization of MIPL. This Report is prepared and issued to the Subscriber without any risk, responsibility or liability on the part of MIPL or its officials.

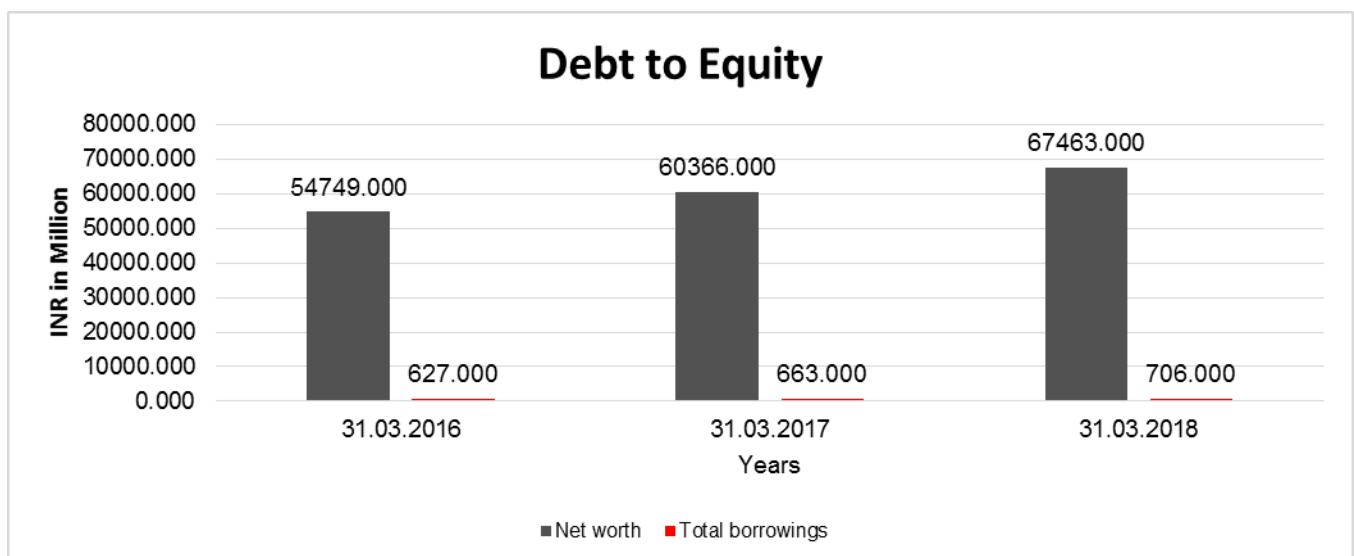
(Debts / Equity Capital)			
G-Score Ratio Liquidity (Total Current Assets / Total Current Liabilities)	3.96	4.39	3.97

Total Liability = Short-term Debt + Long-term Debt + Current Maturities of Long-term debts

FINANCIAL ANALYSIS
[all figures are in INR Million]

DEBT EQUITY RATIO

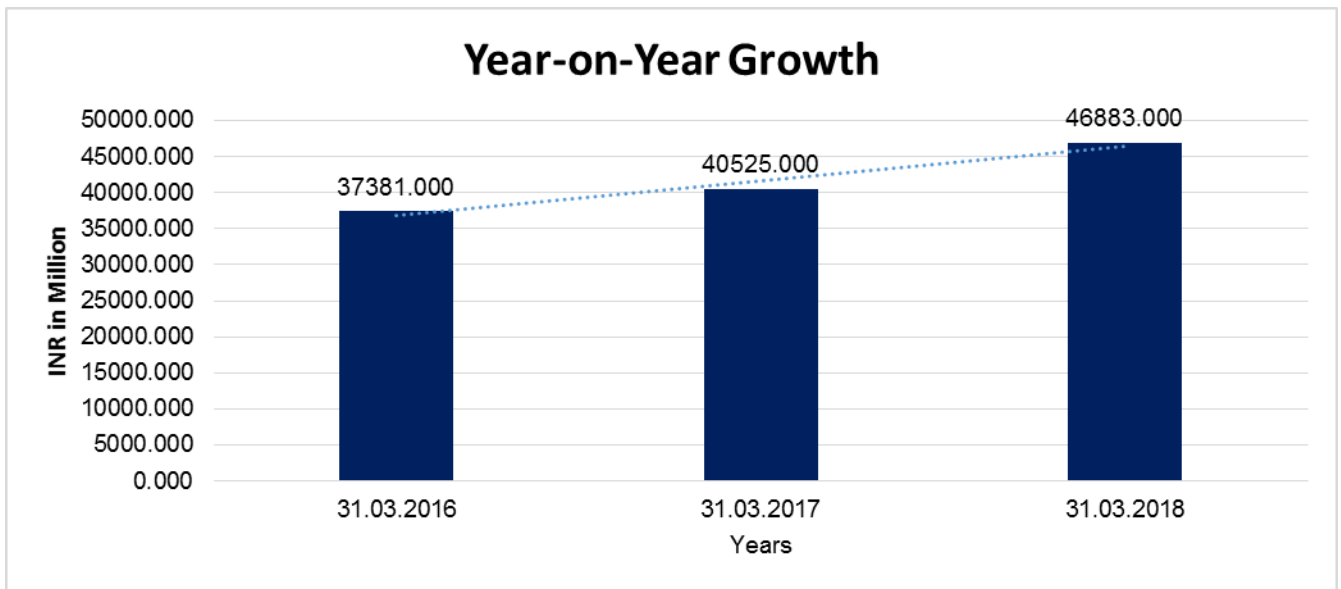
Particular	31.03.2016	31.03.2017	31.03.2018
	INR In Million	INR In Million	INR In Million
Share Capital	4837.000	4837.000	4837.000
Reserves & Surplus	49912.000	55529.000	62626.000
Money received against share warrants	0.000	0.000	0.000
Share Application money pending allotment	0.000	0.000	0.000
Net worth	54749.000	60366.000	67463.000
long-term borrowings	0.000	0.000	0.000
Short term borrowings	627.000	663.000	706.000
Total borrowings	627.000	663.000	706.000
Debt/Equity ratio	0.011	0.011	0.010



DISCLAIMER : This Report is **PRIVATE & CONFIDENTIAL** and it is prepared at the request of and for its use by the Subscriber only. The Subscriber shall use the contents of the Report merely as an aid to its business. Mira Inform Private Limited ("MIPL") has collated information/data in the Report, which have not been verified unless otherwise specifically mentioned in the Report. The Subscriber shall independently verify the accuracy and correctness of the information/data before in any way acting upon the same. MIPL shall not be liable for any harm, injury, loss or damage caused to the Subscriber due to default by the Subscriber's debtors/beneficiaries in fulfilling their obligations of any nature whatsoever. This Report or any of its portion shall not be used as a documentary evidence or otherwise before any investigative agencies or forum of law. This Report is confidential and proprietary to MIPL. The Subscriber and/or any other person(s) may not reproduce, publish or disclose any of the contents of the Report to others without the express authorization of MIPL. This Report is prepared and issued to the Subscriber without any risk, responsibility or liability on the part of MIPL or its officials.

YEAR-ON-YEAR GROWTH

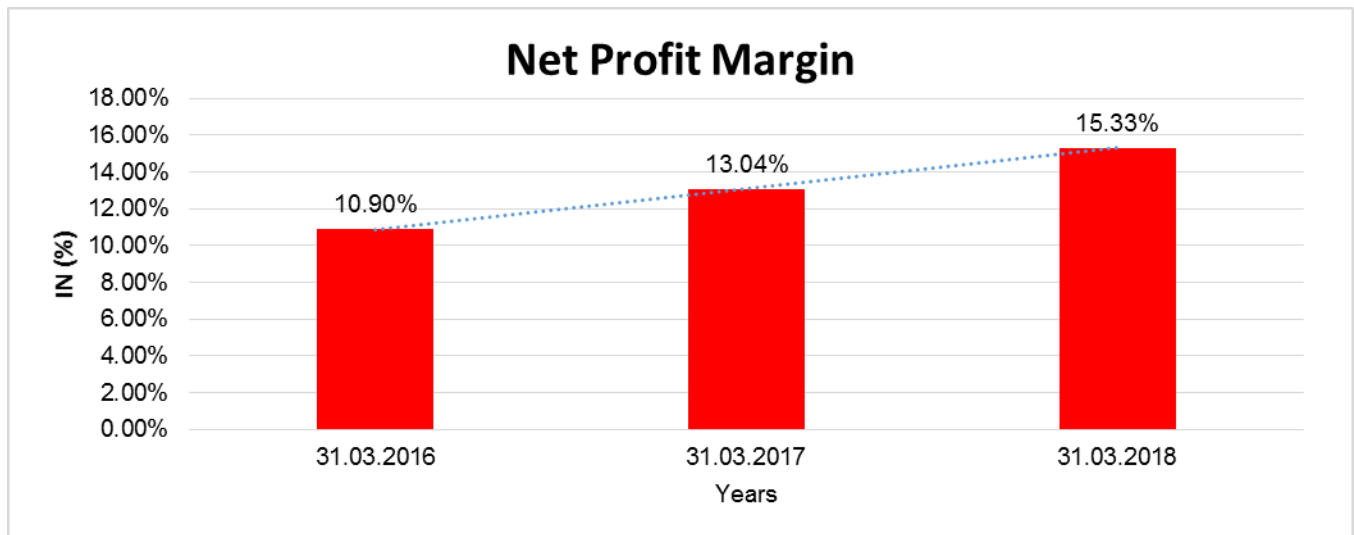
Year on Year Growth	31.03.2016	31.03.2017	31.03.2018
	INR In Million	INR In Million	INR In Million
Sales	37381.000	40525.000	46883.000
		8.411	15.689



DISCLAIMER : This Report is **PRIVATE & CONFIDENTIAL** and it is prepared at the request of and for its use by the Subscriber only. The Subscriber shall use the contents of the Report merely as an aid to its business. Mira Inform Private Limited ("MIPL") has collated information/data in the Report, which have not been verified unless otherwise specifically mentioned in the Report. The Subscriber shall independently verify the accuracy and correctness of the information/data before in any way acting upon the same. MIPL shall not be liable for any harm, injury, loss or damage caused to the Subscriber due to default by the Subscriber's debtors/beneficiaries in fulfilling their obligations of any nature whatsoever. This Report or any of its portion shall not be used as a documentary evidence or otherwise before any investigative agencies or forum of law. This Report is confidential and proprietary to MIPL. The Subscriber and/or any other person(s) may not reproduce, publish or disclose any of the contents of the Report to others without the express authorization of MIPL. This Report is prepared and issued to the Subscriber without any risk, responsibility or liability on the part of MIPL or its officials.

NET PROFIT MARGIN

Net Profit Margin	31.03.2016	31.03.2017	31.03.2018
	INR In Million	INR In Million	INR In Million
Sales	37381.000	40525.000	46883.000
Profit	4074.000	5286.000	7188.000
	10.90%	13.04%	15.33%



DISCLAIMER : This Report is **PRIVATE & CONFIDENTIAL** and it is prepared at the request of and for its use by the Subscriber only. The Subscriber shall use the contents of the Report merely as an aid to its business. Mira Inform Private Limited ("MIPL") has collated information/data in the Report, which have not been verified unless otherwise specifically mentioned in the Report. The Subscriber shall independently verify the accuracy and correctness of the information/data before in any way acting upon the same. MIPL shall not be liable for any harm, injury, loss or damage caused to the Subscriber due to default by the Subscriber's debtors/beneficiaries in fulfilling their obligations of any nature whatsoever. This Report or any of its portion shall not be used as a documentary evidence or otherwise before any investigative agencies or forum of law. This Report is confidential and proprietary to MIPL. The Subscriber and/or any other person(s) may not reproduce, publish or disclose any of the contents of the Report to others without the express authorization of MIPL. This Report is prepared and issued to the Subscriber without any risk, responsibility or liability on the part of MIPL or its officials.

LEGAL CASE

District and Session Court Nagpur

Case Details

Case Type: Spl.C.S.
Filing Number: 8651/2017 Filing Date: 29-11-2017
Registration Number: 60/2017 Registration Date: 29-11-2017
CNR Number: MHNG01-011395-2017

Case Status

First Hearing Date: 29th November 2017
Next Hearing Date: 02nd January 2018
Stage of Case: Order
Court Number and Judge: 39-District Judge 1 And Add. Sessions Judge Nagpur

Petitioner and Advocate

1) M/s. Suretech Hospital and Research Centre Ltd.
Advocate- M. S. Sharm

Respondent and Advocate

- 1) Govind Shrikrishna Khandelwal
- 2) Wipro GE Healthcare Pvt Ltd.
- 3) Kishor Dighe
- 4) Shashank Pandit

Acts

Under Act(s)	Under Section(s)
Civil Procedure codes	151

History of Case Hearing

Registration Number	Judge	Business On Date	Hearing Date	Purpose of hearing
60/2017	District Judge 1 And Add. Sessions Judge Nagpur	29-11-2017	30-11-2017	Order
60/2017	District Judge 1 And Add. Sessions Judge Nagpur	30-11-2017	02-01-2018	Order

Civil Judge Senior Division Chandigarh

Case Details

Case Type: CS CJ
Filing Number: 3216/2017 Filing Date: 11-09-2017
Registration Number: 1424/2017 Registration Date: 12-09-2017
CNR Number: CHCH02-003187-2017

Case Status

First Hearing Date: 12th September 2017
Next Hearing Date: 24th January 2018
Stage of Case: Written Statement/Reply/Replication/ Consideration
Court Number and Judge: 19-Civil Judge Senior Division

Petitioner and Advocate

1) M/S ACME MEDICAL SERVICES PRIVATE LIMITED
Advocate- Jatinder Pal Singh Ahluwalia

Respondent and Advocate

- 1) M/S WIPRO GE HEALTHCARE PVT. LTD.
Advocate - Rohit Chandel
- 2) M/S WIPRO GE HEALTHCARE PVT. LTD
Advocate-Rohit Chandel
- 3) ESSKAY COMPUSERVICES PVT LIMITED

Acts

Under Act(s)	Under Section(s)
Recovery of Money	74

History of Case Hearing

Registration Number	Judge	Business On Date	Hearing Date	Purpose of hearing
1424/2017	Civil Judge Senior Division	12-09-2017	09-11-2017	Notice And Record
1424/2017	Civil Judge Senior Division	09-11-2017	12-12-2017	Written Statement/Reply/Replication/ Consideration
1424/2017	Civil Judge Senior Division	12-12-2017	24-01-2018	Written Statement/Reply/Replication/ Consideration

Orders

Order Number	Order Date	Order Details
1	12-09-2017	Copy of Order

LOCAL AGENCY FURTHER INFORMATION

Sr. No.	Check list by info agents	Available in Report (Yes/No)
1	Year of establishment	Yes
2	Constitution of the entity -Incorporation details	Yes
3	Locality of the entity	Yes
4	Premises details	Yes
5	Buyer visit details	Yes
6	Contact numbers	Yes
7	Name of the person contacted	No
8	Designation of contact person	No
9	Promoter's background	Yes
10	Date of Birth of Proprietor / Partners / Directors	Yes
11	Pan Card No. of Proprietor / Partners	No
12	Voter Id Card No. of Proprietor / Partners	No
13	Type of business	Yes
14	Line of Business	Yes
15	Export/import details (if applicable)	No
16	No. of employees	No
17	Details of sister concerns	Yes
18	Major suppliers	No
19	Major customers	No
20	Banking Details	No
21	Banking facility details	No
22	Conduct of the banking account	--
23	Financials if provided	Yes
24	Capital in the business	Yes
25	Last accounts filed at ROC if applicable	Yes
26	Turnover of firm for last three years	Yes
27	Reasons for variation <> 20%	--
28	Estimation for coming financial year	No
29	Profitability for last three years	Yes
30	Major shareholders if available	Yes
31	External Agency Rating if available	No

32	Litigations that the firm/promoter involved in	Yes
33	Market information	--
34	Payments terms	No
35	Negative Reporting by Auditors in the Annual Report	No

OBSERVATION POINTS

Name of Company :	WIPRO ENTERPRISES PRIVATE LIMITED
Address :	Plot No. 610-612 Opposite Hotel Parichay Near Forest Quarters NH-08 Aslali Ahmedabad-382447 Gujarat India
Contact No.:	91-9998849021
Person to whom we met:	Mr. Sanjay Vyas [Senior Accounts Executive]
Name Board :	Sighted
Location:	Easy
Landmark (If Any):	Opposite Hotel Parichay
Total Floors of the Building :	Shed Type Premises
Locality:	Industrial
Area of Premises :	25000 Sq. Ft.
Area :	Neutral
No. of employees seen at premises:	50 [Approx.]
Visibility of Items:	<ul style="list-style-type: none"> • Telephone • Computers • Office Equipment
Furniture items:	Yes
Proof of visit:	Photos and Visiting Card

INDEX OF CHARGES: NO CHARGES EXISTS FOR COMPANY

UNSECURED LOANS

PARTICULARS	31.03.2018 (INR In Million)	31.03.2017 (INR In Million)
SHORT TERM BORROWINGS		
Short term loan from banks [Includes buyers credit from banks which carries an interest rate of 1.6% p.a.]	38.000	229.000
Loan repayable on demand from banks [Includes interest free cash management facility INR 340.000 (2016: 17) and packing credit INR 400.000 million which carries an interest rate of 4.2% to 4.9% p.a with banks.]	668.000	434.000
Total	706.000	663.000

COMPANY OVERVIEW

Azim Premji Custodial Services Private Limited incorporated under the provisions of Companies Act 1956 and domiciled in India became a public company Azim Premji Custodial Services Limited on March 28 2013. Effective April 19 2013 the name changed to Wipro Enterprises Limited.

During the financial year 2015-16 the company completed the process of reduction of share capital under Section 100 to 104 of the Companies Act 1956 resulting in a reduction of number of shareholders to less than 200. Considering the interest of speed efficiency and ease of operations combined with greater focus in growing the business of the Company

the Company was converted into a Private Limited Company pursuant to the approval by the Registrar of Companies dated May 22 2015. Consequently the name of the company was changed to Wipro Enterprises (P) Limited ("WEL or the Company"). The Company is headquartered in Bangalore India.

The Company primarily carries on the business of consumer care products infrastructure engineering business domestic lighting and commercial solutions all of which were transferred pursuant to the scheme of arrangement of Wipro Limited ("Wipro") with effect from March 31 2013 with the appointed date as April 1 2012..

OUTLOOK

The global GDP growth in 2017 at 3.8 percent was the fastest since 2011. The upswing in global investment and trade continued in the second half of 2017. International Monetary Fund (IMF) in its World Economic Outlook report of April 2018 has forecast that with financial conditions still supportive the world growth is expected to rise to a 3.9 percent rate in both 2018 and 2019. The outlook is mixed across emerging market and developing economies. Prospects remain favorable in emerging Asia and Europe but are challenging in Latin America the Middle East and sub-Saharan Africa. India is projected to grow at 7.4% in 2018 and 7.8% in 2019.

DISCLAIMER : This Report is **PRIVATE & CONFIDENTIAL** and it is prepared at the request of and for its use by the Subscriber only. The Subscriber shall use the contents of the Report merely as an aid to its business. Mira Inform Private Limited ("MIPL") has collated information/data in the Report, which have not been verified unless otherwise specifically mentioned in the Report. The Subscriber shall independently verify the accuracy and correctness of the information/data before in any way acting upon the same. MIPL shall not be liable for any harm, injury, loss or damage caused to the Subscriber due to default by the Subscriber's debtors/beneficiaries in fulfilling their obligations of any nature whatsoever. This Report or any of its portion shall not be used as a documentary evidence or otherwise before any investigative agencies or forum of law. This Report is confidential and proprietary to MIPL. The Subscriber and/or any other person(s) may not reproduce, publish or disclose any of the contents of the Report to others without the express authorization of MIPL. This Report is prepared and issued to the Subscriber without any risk, responsibility or liability on the part of MIPL or its officials.

It is expected that India will again emerge as world's fastest-growing major economy at least for the next two years (2019 and 2020). In the medium term India's growth will gradually rise with continued implementation of structural reforms that will raise productivity and incentivize private investment. China's expansion will slow to 6.6% and 6.4% for 2018 and 2019 respectively against 6.9% in 2017. China with 6.9% growth was marginally ahead of India in 2017.

PERFORMANCE OF BUSINESS SEGMENTS

Wipro Consumer Care and Lighting Business

Wipro Consumer Care and Lighting has three main segments Indian Household Business (including Personal Care) International Personal Care Business (including Unza LD Waxson Zhongshan Ma Er and Yardley) and the Indian Office Solutions Business (Lighting Furniture and Switches).

In FY 2017-18 Wipro Consumer Care & Lighting revenues crossed the significant milestone of USD 1 billion. In the last 15 years the business has seen a 22 fold increase in revenues (in INR) and 17 fold increase (in USD). In FY18 the Indian business grew better and accounted for 50% of their total revenues. The international business saw an overall slower macro-environment and the key focus was on business consolidation and integration of Zhongshan Ma Er acquisition in China. In November 2017 they announced a minority stake investment in "Happily Unmarried" - a Digital Personal Care Company which owns and markets the exciting Ustra range of male grooming products. This helps us leverage and learn more about the emerging online and e-commerce opportunities in the personal care space.

Globally FY18 has been another challenging year with a sluggish economy that slowed FMCG category growth and reduced retail trade inventory in their key countries. Despite this their business has continued to grow well and has enhanced market shares in their identified focus categories in most key countries they operate in. India was a bright spot where they grew significantly ahead of the industry. They also took several strides in making their operations more sustainable and enhancing their CSR activities.

These include a significant decrease in their carbon footprint with water electricity and waste reduction across all manufacturing units. Overall six of their factories are free from PVC plastics and they opened their second Bio-diversity Park in their manufacturing unit in Salatiga Indonesia. They also progressed significantly in waste reduction and by 2018-19 aspire to have at-least two factories with nil landfill waste.

The Indian Household Business saw a good year in 2017-18 compared to the previous year on the back of good monsoon and the positive impact of GST on input costs. Rural India witnessed early green shoots of economic improvement which was positive for their business. The Modern Trade Channel has continued to grow well and their premium offerings fared well in this channel.

Their largest brand Santoor grew well gaining market share from 8.5% to 8.9% (MAT March 2017 vs MAT March 2018) and witnessed robust growth. Under Santoor extensions Handwash was re-launched with natural ingredients and a new variant called "Mild" has seen good acceptance in the market. Key new initiatives for the year included the launch of "Giffy" brand their entry into Liquid Utensil Cleaner category in their core markets. In Fabric Care we transitioned the business into a two brand portfolio – Liquid detergent under "Safewash" and Fabric conditioner under "Soft-touch". The front load machine wash variant was launched under Soft Touch Fabric Conditioner. Their Chandrika brand (coconut oil based Ayurvedic soap) continued to grow well in FY18. Chandrika brand has started test marketing hair oil in Kerala. Yardley in India has seen healthy growth post-re-launch last year.

DISCLAIMER : This Report is **PRIVATE & CONFIDENTIAL** and it is prepared at the request of and for its use by the Subscriber only. The Subscriber shall use the contents of the Report merely as an aid to its business. Mira Inform Private Limited ("MIPL") has collated information/data in the Report, which have not been verified unless otherwise specifically mentioned in the Report. The Subscriber shall independently verify the accuracy and correctness of the information/data before in any way acting upon the same. MIPL shall not be liable for any harm, injury, loss or damage caused to the Subscriber due to default by the Subscriber's debtors/beneficiaries in fulfilling their obligations of any nature whatsoever. This Report or any of its portion shall not be used as a documentary evidence or otherwise before any investigative agencies or forum of law. This Report is confidential and proprietary to MIPL. The Subscriber and/or any other person(s) may not reproduce, publish or disclose any of the contents of the Report to others without the express authorization of MIPL. This Report is prepared and issued to the Subscriber without any risk, responsibility or liability on the part of MIPL or its officials.

The International business results for the full year were affected by a stronger US dollar – though there was some currency mitigation in Jan-Mar 2018. Their core markets saw historically low levels of consumer sentiment and personal care market growth across Asia and the Middle East. Despite these challenges they grew well in all their key markets including China Malaysia and Indonesia. Their lead brand in International Business is Enchanteur a female toiletry brand.

Enchanteur saw exciting new variant launches supported with new advertising campaigns which led their growth in China. Other key brands in their portfolio include Bio-Essence a skincare brand that focuses on anti-aging and moisturizing and Safi a Halal personal care and skin care brand. Safi is the No. 1 facial care brand in Malaysia. In FY18 they extended Safi skincare portfolio into Indonesia as well as test marketed it in the Middle East. FY18 also saw Safi entering the competitive Shower Category in Malaysia – another big bet for the brand. Their other brand Bio-Essence is ranked No.1 in facial care in Singapore and Taiwan and No.2 in Malaysia.

In FY18 they consolidated their position as a No.1 player in Female Fragrances in Indonesia – helped by new launches and distribution expansion. They are also a leading player in Male Toiletries with their Romano and Dashing brands – these grew well in FY18. Their Ma Er acquisition in China helps us move to a No.3 position in South China in Liquid Detergents Personal Wash and Deodorant Roll-on categories. The key brands include Pahlani in Liquid Detergents and Enear and Zici in Personal Wash.

Domestic and Commercial Lighting Office Modular Furniture and Switches business. Their Wipro Garnet brand of LED Lighting continued its high growth performance in 2017-18 leading to Wipro Lighting receiving the prestigious Frost & Sullivan - "India LED Visionary Innovation & Leadership Award ". In the Commercial Lighting Business the focus has been on energy efficient solutions. Wipro Lighting is a partner in 308 out of 534 certified commercial green buildings in India till date and 76 out of 132 Platinum rated Green buildings. Their new offerings included- 17 new LED range for the Institutional Segment.

They also saw a great response to their launch of Smart and Connected Lighting Solutions on the Internet of Lighting (IoL)™ platform. Wipro Furniture continues to lead in Innovation & Design and remains the most awarded office furniture business in the country. They have continued to work with premium designers to launch exclusive ranges to take advantage of market premiumization in this segment. In switches they lead with their North West Switches brand. Their launch innovation of Antibacterial Switches under the Nowa Range has been received well.

Wipro Infrastructure Engineering Business:

During FY18 Wipro Infrastructure Engineering Hydraulics business achieved significant growth across their geographies of India Europe Romania Brazil and North America. In addition to the favorable global market scenario they grew through new customer developments by increasing their share of business from existing customers sustained domestic growth in India and by entering new application segments. The Indian Construction Equipment market grew significantly at a pace never seen before more so in the second half of the year.

The Global Hydraulics Market stayed buoyant and is estimated to have grown by 10% during the year with Europe leading the growth. The global Construction equipment market grew by ~16% almost reaching 2011 levels. The overall global demand across regions and segments for mining equipment grew over 40% during 2017.

The global economic momentum and increasing commodity prices are restoring miners' business confidence and financial health. Wipro Infrastructure Engineering Hydraulics will be continuing its work on integration of sensors/electronics in Cylinders and exploring alternate material options as part of its overall solution development initiatives for the future.

DISCLAIMER : This Report is **PRIVATE & CONFIDENTIAL** and it is prepared at the request of and for its use by the Subscriber only. The Subscriber shall use the contents of the Report merely as an aid to its business. Mira Inform Private Limited ("MIPL") has collated information/data in the Report, which have not been verified unless otherwise specifically mentioned in the Report. The Subscriber shall independently verify the accuracy and correctness of the information/data before in any way acting upon the same. MIPL shall not be liable for any harm, injury, loss or damage caused to the Subscriber due to default by the Subscriber's debtors/beneficiaries in fulfilling their obligations of any nature whatsoever. This Report or any of its portion shall not be used as a documentary evidence or otherwise before any investigative agencies or forum of law. This Report is confidential and proprietary to MIPL. The Subscriber and/or any other person(s) may not reproduce, publish or disclose any of the contents of the Report to others without the express authorization of MIPL. This Report is prepared and issued to the Subscriber without any risk, responsibility or liability on the part of MIPL or its officials.

Along with technology partners and OEMs Wipro Infrastructure Engineering Hydraulics is exploring initiatives on energy conservation and distributed control approach in hydraulic systems. With a focused team the Industrial and Stationary Equipment Hydraulics segment has started gaining traction and in the long term Wipro Infrastructure Engineering Hydraulics will position itself more as a systems partner than just a Hydraulic Cylinder Supplier.

It is expected that the global Aerospace and Defence industry will strengthen in 2018 with revenues projected to grow by 4.1 percent as against 2.1 percent in 2017. Commercial aircraft sector revenues are expected to grow 4.8 percent as production levels are likely to be robust during 2018. Apart from aircraft manufacturing travel demand (revenue passenger kilometer) RPK's has increased at a CAGR of 5.1 percent over the last 10 yrs.

Wipro Aerospace and Defense is successfully manufacturing and supplying critical aerospace precision components such as Power Door Operation Systems and Landing Actuators components. With the addition of Wipro Givon into its fold the Aerospace division's portfolio has broadened into Aero structures with supplies to major aircraft manufacturers.

During 2017-2018 WIPRO3D has reinforced its position as a leading provider of metal Additive Manufacturing solutions and services to the Aerospace Space Defence Industrial Heavy engineering Healthcare Automotive and Nuclear sectors based on a strong quality framework innovative engagement models and the core foundation of Wipro's business values. WIPRO3D rolled out a range of offerings including AM consulting and Road mapping AM adoption Additive Engineering Manufacturing services right upto design and deployment of captive AM centres. In 2017-18 WIPRO3D has received AS9100 RevC certification and counts some of the leading industries in various sectors as its customers. With a strong eco system of alliance partners WIPRO3D has set upon an ambitious growth path that will be driven from its upcoming state-of-the-art facility in Bangalore.

Water business continued to make forays into new industrial sectors and key customer accounts to increase their order book and revenues. Repeat orders from the largest Indian paint manufacturer a large order from a multinational cement company for three of their sites and entry into the lucrative food and beverage segment through an order from a fast-growing food company were some of the successes during the year. The water business also got their first order from the thriving Palm Oil industry of Indonesia and more business is expected in the future. Standard plants business has seen good growth from the process industries food and beverages pharmaceutical residential and commercial sectors. Execution of two large orders bagged during the previous fiscal year are nearing their completion. Water business successfully tested new and revolutionary technologies for water and wastewater treatment and these products will be introduced for commercial use during the current fiscal year.

CONTINGENT LIABILITIES:

Particulars	31.03.2018 (INR In Million)	31.03.2017 (INR In Million)
Disputed demands for customs duty sales tax and other matters	169.000	127.000
Performance and financial guarantees given by banks on behalf of the Company	1521.000	861.000
Guarantees given by the Company on behalf of subsidiaries including those assigned pursuant to scheme of arrangement.	3442.000	479.000

DISCLAIMER : This Report is **PRIVATE & CONFIDENTIAL** and it is prepared at the request of and for its use by the Subscriber only. The Subscriber shall use the contents of the Report merely as an aid to its business. Mira Inform Private Limited ("MIPL") has collated information/data in the Report, which have not been verified unless otherwise specifically mentioned in the Report. The Subscriber shall independently verify the accuracy and correctness of the information/data before in any way acting upon the same. MIPL shall not be liable for any harm, injury, loss or damage caused to the Subscriber due to default by the Subscriber's debtors/beneficiaries in fulfilling their obligations of any nature whatsoever. This Report or any of its portion shall not be used as a documentary evidence or otherwise before any investigative agencies or forum of law. This Report is confidential and proprietary to MIPL. The Subscriber and/or any other person(s) may not reproduce, publish or disclose any of the contents of the Report to others without the express authorization of MIPL. This Report is prepared and issued to the Subscriber without any risk, responsibility or liability on the part of MIPL or its officials.

FIXED ASSETS:

Tangible Assets

- Land
- Buildings
- Plant and Equipment
- Furniture and Fixtures
- Vehicles
- Office Equipment
- Computer Equipments

CMT REPORT (Corruption Money Laundering & Terrorism]

The Public Notice information has been collected from various sources including but not limited to: **The Courts India Prisons Service Interpol etc.**

1] INFORMATION ON DESIGNATED PARTY

No records exist designating subject or any of its beneficial owners controlling shareholders or senior officers as terrorist or terrorist organization or whom notice had been received that all financial transactions involving their assets have been blocked or convicted found guilty or against whom a judgement or order had been entered in a proceedings for violating money-laundering anti-corruption or bribery or international economic or anti-terrorism sanction laws or whose assets were seized blocked frozen or ordered forfeited for violation of money laundering or international anti-terrorism laws.

2] Court Declaration :

No records exist to suggest that subject is or was the subject of any formal or informal allegations prosecutions or other official proceeding for making any prohibited payments or other improper payments to government officials for engaging in prohibited transactions or with designated parties.

3] Asset Declaration :

No records exist to suggest that the property or assets of the subject are derived from criminal conduct or a prohibited transaction.

4] Record on Financial Crime :

Charges or conviction registered against subject: **None**

5] Records on Violation of Anti-Corruption Laws :

Charges or investigation registered against subject: **None**

6] Records on Int'l Anti-Money Laundering Laws/Standards :

Charges or investigation registered against subject: **None**

7] Criminal Records

No available information exist that suggest that subject or any of its principals have been formally charged or convicted by a competent governmental authority for any financial crime or under any formal investigation by a competent government authority for any violation of anti-corruption laws or international anti-money laundering laws or standard.

8] Affiliation with Government :

No record exists to suggest that any director or indirect owners controlling shareholders director officer or employee of the company is a government official or a family member or close business associate of a Government official.

9] Compensation Package :

Our market survey revealed that the amount of compensation sought by the subject is fair and reasonable and comparable to compensation paid to others for similar services.

10] Press Report :

No press reports / filings exists on the subject.

CORPORATE GOVERNANCE

MIRA INFORM as part of its Due Diligence do provide comments on Corporate Governance to identify management and governance. These factors often have been predictive and in some cases have created vulnerabilities to credit deterioration.

Our Governance Assessment focuses principally on the interactions between a company's management its Board of Directors Shareholders and other financial stakeholders.

CONTRAVENTION

Subject is not known to have contravened any existing local laws regulations or policies that prohibit restrict or otherwise affect the terms and conditions that could be included in the agreement with the subject.

FOREIGN EXCHANGE RATES

Currency	Unit	INR
US Dollar	1	INR 69.76
UK Pound	1	INR 88.87
Euro	1	INR 79.67

INFORMATION DETAILS

Information Gathered by :	SHW
Analysis Done by :	NIS
Report Prepared by :	ARC

DISCLAIMER : This Report is **PRIVATE & CONFIDENTIAL** and it is prepared at the request of and for its use by the Subscriber only. The Subscriber shall use the contents of the Report merely as an aid to its business. Mira Inform Private Limited ("MIPL") has collated information/data in the Report, which have not been verified unless otherwise specifically mentioned in the Report. The Subscriber shall independently verify the accuracy and correctness of the information/data before in any way acting upon the same. MIPL shall not be liable for any harm, injury, loss or damage caused to the Subscriber due to default by the Subscriber's debtors/beneficiaries in fulfilling their obligations of any nature whatsoever. This Report or any of its portion shall not be used as a documentary evidence or otherwise before any investigative agencies or forum of law. This Report is confidential and proprietary to MIPL. The Subscriber and/or any other person(s) may not reproduce, publish or disclose any of the contents of the Report to others without the express authorization of MIPL. This Report is prepared and issued to the Subscriber without any risk, responsibility or liability on the part of MIPL or its officials.

SCORE & RATING EXPLANATIONS

DEMERIT POINTS		
--BANK CHARGES	YES/NO	NO
--LITIGATION	YES/NO	YES
--OTHER ADVERSE INFORMATION	YES/NO	NO
MERIT POINTS		
--SOLE DISTRIBUTORSHIP	YES/NO	NO
--EXPORT ACTIVITIES	YES/NO	NO
--AFFILIATION	YES/NO	YES
--LISTED	YES/NO	NO
--OTHER MERIT FACTORS	YES/NO	YES

RATING EXPLANATIONS

Credit Rating	Explanation	Rating Comments
A++	Minimum Risk	Business dealings permissible with minimum risk of default
A+	Low Risk	Business dealings permissible with low risk of default
A	Acceptable Risk	Business dealings permissible with moderate risk of default
B	Medium Risk	Business dealings permissible on a regular monitoring basis
C	Medium High Risk	Business dealings permissible preferably on secured basis
D	High Risk	Business dealing not recommended or on secured terms only
NB	New Business	No recommendation can be done due to business in infancy stage
NT	No Trace	No recommendation can be done as the business is not traceable

NB is stated where there is insufficient information to facilitate rating. However it is not to be considered as unfavourable.

This score serves as a reference to assess SC's credit risk and to set the amount of credit to be extended. It is calculated from a composite of weighted scores obtained from each of the major sections of this report. The assessed factors are as follows:

- Financial condition covering various ratios
- Company background and operations size
- Promoters / Management background
- Payment record
- Litigation against the subject
- Industry scenario / competitor analysis
- Supplier / Customer / Banker review (wherever available)

DISCLAIMER : This Report is **PRIVATE & CONFIDENTIAL** and it is prepared at the request of and for its use by the Subscriber only. The Subscriber shall use the contents of the Report merely as an aid to its business. Mira Inform Private Limited ("MIPL") has collated information/data in the Report, which have not been verified unless otherwise specifically mentioned in the Report. The Subscriber shall independently verify the accuracy and correctness of the information/data before in any way acting upon the same. MIPL shall not be liable for any harm, injury, loss or damage caused to the Subscriber due to default by the Subscriber's debtors/beneficiaries in fulfilling their obligations of any nature whatsoever. This Report or any of its portion shall not be used as a documentary evidence or otherwise before any investigative agencies or forum of law. This Report is confidential and proprietary to MIPL. The Subscriber and/or any other person(s) may not reproduce, publish or disclose any of the contents of the Report to others without the express authorization of MIPL. This Report is prepared and issued to the Subscriber without any risk, responsibility or liability on the part of MIPL or its officials.