

MIRA INFORM REPORT

Report No. :	525869
Report Date :	21.08.2018

IDENTIFICATION DETAILS

Name :	KANPUR EDIBLES PRIVATE LIMITED
Registered Office :	Flat No 103, Gagan Complex, 15/260-A-1, Civil Lines, Kanpur – 208001, Uttar Pradesh
Tel. No.:	91-512-2331167
Country :	India
Financials (as on) :	31.03.2017
Date of Incorporation :	25.01.1990
Capital Investment / Paid-up Capital :	INR 26.585 Million
CIN No.: [Company Identification No.]	U15326UP1990PTC011589
PAN No.: [Permanent Account No.]	AABCK2413K
GSTN : [Goods & Service Tax Registration No.]	09AABCK2413K1ZN
Legal Form :	Private Limited Liability Company
Line of Business :	Manufacturing and Trading of Edible Oil and Vanaspati. [Registered activity and also confirmed by management]
No. of Employees :	400 (Approximately)

RATING & COMMENTS

(Mira Inform has adopted New Rating mechanism w.e.f. 23rd January 2017)

MIRA's Rating : A

Credit Rating	Explanation	Rating Comments
---------------	-------------	-----------------

DISCLAIMER : This Report is **PRIVATE & CONFIDENTIAL** and it is prepared at the request of and for its use by the Subscriber only. The Subscriber shall use the contents of the Report merely as an aid to its business. Mira Inform Private Limited ("MIPL") has collated information/data in the Report, which have not been verified unless otherwise specifically mentioned in the Report. The Subscriber shall independently verify the accuracy and correctness of the information/data before in any way acting upon the same. MIPL shall not be liable for any harm, injury, loss or damage caused to the Subscriber due to default by the Subscriber's debtors/beneficiaries in fulfilling their obligations of any nature whatsoever. This Report or any of its portion shall not be used as a documentary evidence or otherwise before any investigative agencies or forum of law. This Report is confidential and proprietary to MIPL. The Subscriber and/or any other person(s) may not reproduce, publish or disclose any of the contents of the Report to others without the express authorization of MIPL. This Report is prepared and issued to the Subscriber without any risk, responsibility or liability on the part of MIPL or its officials.

A	Acceptable Risk	Business dealings permissible with moderate risk of default
---	-----------------	---

Status :	Good
Payment Behaviour :	Usually correct
Litigation :	Clear
Comments :	<p>Subject was incorporated in the year 1990 and is a manufacturer and importer of edible oil and vanaspati.</p> <p>As per the financials of FY 2017, the company has achieved 32.13% growth in its revenue as compared to previous year revenue but has reported low profit margin of .63%.</p> <p>The sound financial profile of the company is reflected by its sufficient net worth base along with negligible debt balance sheet profile.</p> <p>Rating also derive strength from company's established track record of business operations and promoters extensive industry experience.</p> <p>However, rating strength are partially offset by susceptibility of company's operating margin to volatility in raw material prices and its exposure to government regulations.</p> <p>Payments seems to be usually correct.</p> <p>In view of aforesaid, the company can be considered for business dealings at usual trade terms and condition.</p>

NOTES:

Any query related to this report can be made on e-mail: infodept@mirainform.com while quoting report number, name and date.

ECGC Country Risk Classification List

Country Name	Previous Rating (31.12.2017)	Current Rating (01.04.2018)
India	A1	A1

Risk Category	ECGC Classification
Insignificant	A1
Low Risk	A2
Moderately Low Risk	B1
Moderate Risk	B2
Moderately High Risk	C1

DISCLAIMER : This Report is **PRIVATE & CONFIDENTIAL** and it is prepared at the request of and for its use by the Subscriber only. The Subscriber shall use the contents of the Report merely as an aid to its business. Mira Inform Private Limited ("MIPL") has collated information/data in the Report, which have not been verified unless otherwise specifically mentioned in the Report. The Subscriber shall independently verify the accuracy and correctness of the information/data before in any way acting upon the same. MIPL shall not be liable for any harm, injury, loss or damage caused to the Subscriber due to default by the Subscriber's debtors/beneficiaries in fulfilling their obligations of any nature whatsoever. This Report or any of its portion shall not be used as a documentary evidence or otherwise before any investigative agencies or forum of law. This Report is confidential and proprietary to MIPL. The Subscriber and/or any other person(s) may not reproduce, publish or disclose any of the contents of the Report to others without the express authorization of MIPL. This Report is prepared and issued to the Subscriber without any risk, responsibility or liability on the part of MIPL or its officials.

High Risk	C2
Very High Risk	D

EXTERNAL AGENCY RATING

Rating Agency Name	CRISIL
Rating	Long term loans (Issuer Not Cooperating) = BBB
Rating Explanation	Moderate degree of safety and moderate credit risk.
Date	03.04.2018

Rating Agency Name	CRISIL
Rating	Short term loans (Issuer Not Cooperating) = A3+
Rating Explanation	Moderate degree of safety and higher credit risk
Date	03.04.2018

RBI DEFAULTERS' LIST STATUS

Subject's name is not enlisted as a defaulter in the publicly available RBI Defaulters' list.

EPF (Employee Provident Fund) DEFAULTERS' LIST STATUS

Subject's name is not enlisted as a defaulter in the publicly available EPF (Employee Provident Fund) Defaulters' list as of 31-03-2018.

BIFR (Board for Industrial & Financial Reconstruction) LISTING STATUS

Subject's name is not listed as a Sick Unit in the publicly available BIFR (Board for Industrial & Financial Reconstruction) list as of 21.08.2018

IBBI (Insolvency and Bankruptcy Board of India) LISTING STATUS

Subject's name is not listed in the publicly available IBBI (Insolvency and Bankruptcy Board of India) list as of report date.

INFORMATION PARTED BY (GENERAL DETAILS)

Name :	Mr. Mridulendra Singh
Designation :	Manager
Contact No.:	91-9919101534
Date :	20.08.2018

DISCLAIMER : This Report is **PRIVATE & CONFIDENTIAL** and it is prepared at the request of and for its use by the Subscriber only. The Subscriber shall use the contents of the Report merely as an aid to its business. Mira Inform Private Limited ("MIPL") has collated information/data in the Report, which have not been verified unless otherwise specifically mentioned in the Report. The Subscriber shall independently verify the accuracy and correctness of the information/data before in any way acting upon the same. MIPL shall not be liable for any harm, injury, loss or damage caused to the Subscriber due to default by the Subscriber's debtors/beneficiaries in fulfilling their obligations of any nature whatsoever. This Report or any of its portion shall not be used as a documentary evidence or otherwise before any investigative agencies or forum of law. This Report is confidential and proprietary to MIPL. The Subscriber and/or any other person(s) may not reproduce, publish or disclose any of the contents of the Report to others without the express authorization of MIPL. This Report is prepared and issued to the Subscriber without any risk, responsibility or liability on the part of MIPL or its officials.

91-9838203002 (Ringing)

LOCATIONS

Registered Office :	Flat No 103, Gagan Complex, 15/260-A-1, Civil Lines, Kanpur – 208001, Uttar Pradesh
Tel. No.:	91-512-2331167
Mobile No.:	91-9919101534 (Mr. Mridulendra Singh)
Fax No.:	91-512-2331163
E-Mail :	accounts@mayurgroup.com import@mayurgroup.com
Location :	Owned
Locality :	Residential
Factory :	Gatta No. 190, 201, Rania, Ramabhai Nagar, Kanpur – 209304, Uttar Pradesh, India
Tel. No.:	91-512-2350451
Fax No.:	91-512-2350452
E-Mail :	factory@mayurgroup.com msingh@mayurgroup.com factory@mayurgroup.org
Sales Office:	51/58-A, Shakhar Patti, Kanpur – 208001, Uttar Pradesh, India
Tel. No.:	91-512-2352190
Fax No.:	91-512-2316654

DIRECTORS

AS ON 31.03.2018

Name :	Mr. Manoj Kumar Gupta		
Designation :	Wholetime Director		
Address :	15/260A, Civil Lines, Kanpur - 208001, Uttar Pradesh, India		
Date of Birth/Age :	04.07.1964		
Date of Appointment :	01.04.2007		
DIN No.:	00221590		
Other Directorship:			
CIN/FCRN	Company Name	Begin Date	End Date
U51109UP1997PTC021658	AV AGRO PRODUCTS PRIVATE LIMITED	05/04/2007	-
U45309UP2016PTC082650	MK LANDMARK PRIVATE LIMITED	23/04/2016	-

DISCLAIMER : This Report is **PRIVATE & CONFIDENTIAL** and it is prepared at the request of and for its use by the Subscriber only. The Subscriber shall use the contents of the Report merely as an aid to its business. Mira Inform Private Limited ("MIPL") has collated information/data in the Report, which have not been verified unless otherwise specifically mentioned in the Report. The Subscriber shall independently verify the accuracy and correctness of the information/data before in any way acting upon the same. MIPL shall not be liable for any harm, injury, loss or damage caused to the Subscriber due to default by the Subscriber's debtors/beneficiaries in fulfilling their obligations of any nature whatsoever. This Report or any of its portion shall not be used as a documentary evidence or otherwise before any investigative agencies or forum of law. This Report is confidential and proprietary to MIPL. The Subscriber and/or any other person(s) may not reproduce, publish or disclose any of the contents of the Report to others without the express authorization of MIPL. This Report is prepared and issued to the Subscriber without any risk, responsibility or liability on the part of MIPL or its officials.

Name :	Mr. Sunil Kumar Gupta		
Designation :	Wholetime Director		
Address :	15/260A, Civil Lines, Kanpur - 208001, Uttar Pradesh, India		
Date of Birth/Age :	15.10.1966		
Date of Appointment :	15.04.2006		
DIN No.:	00221658		
Other Directorship:			
CIN/FCRN	Company Name	Begin Date	End Date
U74899DL1978NPL009493	INDIAN VANASPATI PRODUCERS ASSOCIATION	21/09/2015	-
Name :	Mr. Ankit Gupta		
Designation :	Wholetime Director		
Address :	15/260A, Civil Lines, Kanpur - 208001, Uttar Pradesh, India		
Date of Birth/Age :	12.12.1982		
Date of Appointment :	01.04.2007		
DIN No.:	00227244		
Other Directorship:			
CIN/FCRN	Company Name	Begin Date	End Date
U15143UP1996PTC020167	KANPUR EXTRACTIONS PRIVATE LIMITED	04/02/2012	-

KEY EXECUTIVES

Name :	Mr. Mridulendra Singh
Designation :	Manager

MAJOR SHAREHOLDERS

AS ON 31.03.2017

Names of Shareholders	No. of Shares
Urmila Gupta	94500
Suresh Prasad Gupta	81500
Mahesh Prasad Gupta	66500
Rama Gupta	31400
Pramod Kumar Gupta	107500
Ganesh Prasad Gupta	40500
Rajni Gupta	24000
Asha Gupta	8500
Sunil Gupta	58,500
Shalini Gupta	85,250

DISCLAIMER : This Report is **PRIVATE & CONFIDENTIAL** and it is prepared at the request of and for its use by the Subscriber only. The Subscriber shall use the contents of the Report merely as an aid to its business. Mira Inform Private Limited ("MIPL") has collated information/data in the Report, which have not been verified unless otherwise specifically mentioned in the Report. The Subscriber shall independently verify the accuracy and correctness of the information/data before in any way acting upon the same. MIPL shall not be liable for any harm, injury, loss or damage caused to the Subscriber due to default by the Subscriber's debtors/beneficiaries in fulfilling their obligations of any nature whatsoever. This Report or any of its portion shall not be used as a documentary evidence or otherwise before any investigative agencies or forum of law. This Report is confidential and proprietary to MIPL. The Subscriber and/or any other person(s) may not reproduce, publish or disclose any of the contents of the Report to others without the express authorization of MIPL. This Report is prepared and issued to the Subscriber without any risk, responsibility or liability on the part of MIPL or its officials.

Manoj Gupta	80,000
Sweta Gupta	72750
Rrm Shares & Securities Limited	410000
Bhagwati Prasad Huf	187500
Arpit Gupta	35000
Ankit Gupta	65008
Arjit Gupta	2
Ramesh Chand Gupta	34500
Aniket Gupta Education Beneficiary Trust	50
Aniket Gupta Marriage Beneficiary Trust	50
Deepti Gupta	538
Vinayak Gupta Marriage Beneficiary Trust	50
Vinayak Gupta Education Beneficiary Trust	50
Sharda Gupta	10015
Sangeeta Gupta	14015
Ankur Dealers Private Limited	1150000
Parul Gupta	522
Abhishek Gupta Education Beneficiary Trust	50
Abhishek Gupta Marriage Beneficiary Trust	50
Ruchit Gupta Education Beneficiary Trust	50
Ruchit Gupta Marriage Beneficiary Trust	50
Sakshi Gupta Education Beneficiary Trust	50
Sakshi Gupta Marriage Beneficiary Trust	50
Total	2658500

Equity Share Break up (Percentage of Total Equity)

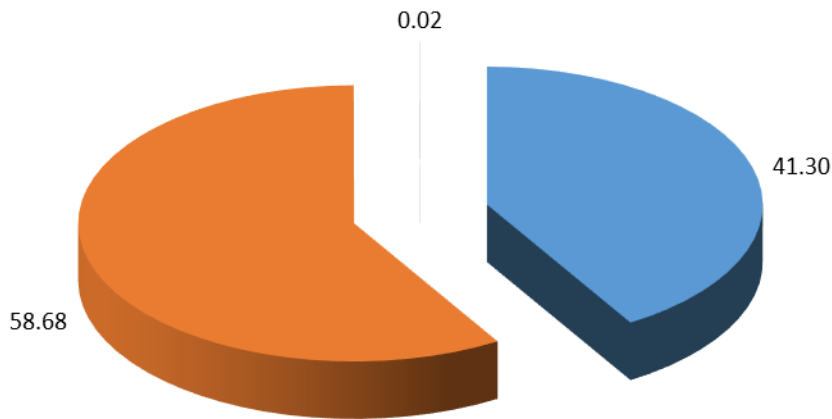
AS ON 30.09.2017

Category	Percentage
Promoters [Individual/Hindu Undivided Family (Indian)]	41.30
Promoters [Body corporate]	58.68
Promoters (Others Trust)	0.02
Total	100.00

DISCLAIMER : This Report is **PRIVATE & CONFIDENTIAL** and it is prepared at the request of and for its use by the Subscriber only. The Subscriber shall use the contents of the Report merely as an aid to its business. Mira Inform Private Limited ("MIPL") has collated information/data in the Report, which have not been verified unless otherwise specifically mentioned in the Report. The Subscriber shall independently verify the accuracy and correctness of the information/data before in any way acting upon the same. MIPL shall not be liable for any harm, injury, loss or damage caused to the Subscriber due to default by the Subscriber's debtors/beneficiaries in fulfilling their obligations of any nature whatsoever. This Report or any of its portion shall not be used as a documentary evidence or otherwise before any investigative agencies or forum of law. This Report is confidential and proprietary to MIPL. The Subscriber and/or any other person(s) may not reproduce, publish or disclose any of the contents of the Report to others without the express authorization of MIPL. This Report is prepared and issued to the Subscriber without any risk, responsibility or liability on the part of MIPL or its officials.

Share holding pattern

- Promoters [Individual/Hindu Undivided Family (Indian)]
- Promoters [Body corporate]
- Promoters (Others Trust)



BUSINESS DETAILS

Line of Business :	Manufacturing and Trading of Edible Oil and Vanaspati. [Registered activity and also confirmed by management]	
Products / Services :	Name and Description of main products / services	ITC Code
	edible oil	15119010
	Name and Description of main products / services	NIC Code
	Manufacture of vegetable oils	1040
	Trading of edible oils	9961
Brand Names :	Not Available	
Agencies Held :	Not Available	
Exports :	Not Available	
Imports :		
Products :	Raw Material	

DISCLAIMER : This Report is **PRIVATE & CONFIDENTIAL** and it is prepared at the request of and for its use by the Subscriber only. The Subscriber shall use the contents of the Report merely as an aid to its business. Mira Inform Private Limited ("MIPL") has collated information/data in the Report, which have not been verified unless otherwise specifically mentioned in the Report. The Subscriber shall independently verify the accuracy and correctness of the information/data before in any way acting upon the same. MIPL shall not be liable for any harm, injury, loss or damage caused to the Subscriber due to default by the Subscriber's debtors/beneficiaries in fulfilling their obligations of any nature whatsoever. This Report or any of its portion shall not be used as a documentary evidence or otherwise before any investigative agencies or forum of law. This Report is confidential and proprietary to MIPL. The Subscriber and/or any other person(s) may not reproduce, publish or disclose any of the contents of the Report to others without the express authorization of MIPL. This Report is prepared and issued to the Subscriber without any risk, responsibility or liability on the part of MIPL or its officials.

Countries :	• Malaysia
Terms :	
Selling :	Advance payment, L/C, Cheque, Others (RTGS)
Purchasing :	Advance payment, L/C, Cheque, Others (RTGS)

PRODUCTION STATUS – (NOT AVAILABLE)

GENERAL INFORMATION

Suppliers :	Reference :	Not Divulged
	Name of the Person :	--
	Contact No.:	--
	Since How Long Known :	--
	Maximum Limit Dealt :	--
	Experience :	--
	Remark :	--
Customers :	End Users,	
	Reference :	Not Divulged
	Name of the Person :	--
	Contact No.:	--
	Since How Long Known :	--
	Maximum Limit Dealt :	--
	Experience :	--
Remark :	--	
No. of Employees :	400 (Approximately)	
Bankers :	Banker Name :	Punjab National Bank
	Branch :	59/29, Birhana Road, Kanpur – 208001, Uttar Pradesh, India
	Person Name (With Designation) :	--
	Contact Number :	91-512-2333143 (Ringling)
	Name of Account Holder :	--
	Account Number :	--
	Account Since (Date/Year of Account Opening) :	--
	Average Balance Maintained :	--
	Credit Facilities Enjoyed (CC/OD/Term Loan) :	--
	Account Operation :	--
Remark :	--	

Facilities :	SECURED LOANS	31.03.2017	31.03.2016
		INR In Million	INR In Million
	LONG TERM BORROWINGS		
	Rupee term loans from banks	157.709	1.311
	SHORT TERM BORROWINGS		
	Rupee term loans from others	7.930	0.000
	Rupee term loans from banks	0.000	0.966
	Working capital loans from banks	1228.889	3161.844
	Total	1394.528	3164.121

Auditors :	
Name :	Rajendra Neeti and Associates Chartered Accountants
Address :	112/292 Raj Maya House, Swaroop Nagar, Kanpur – 208001, Uttar Pradesh, India
PAN No.:	AAOFR2710A
Memberships :	Not Available
Collaborators :	Not Available
Enterprises which are owned, or have significant influence of or are partners with Key management personnel and their relatives :	<ul style="list-style-type: none"> • Kushal Foods Private Limited, India (CIN NO U15311UP2000PTC025331) • Kanpur Packagers Private Limited, India (CIN NO U74120UP2000PTC025639)
Subsidiary company :	<ul style="list-style-type: none"> • Kanpur Extractions Private Limited, India (CIN NO U15143UP1996PTC020167)
Other related company:	<ul style="list-style-type: none"> • RRM Shares and Securities Limited, India (CIN NO L65993WB1982PLC035505)

CAPITAL STRUCTURE

AS ON 30.09.2017

Authorised Capital :

No. of Shares	Type	Value	Amount
5000000	Equity Shares	INR 10/- each	INR 50.000 Million

DISCLAIMER : This Report is **PRIVATE & CONFIDENTIAL** and it is prepared at the request of and for its use by the Subscriber only. The Subscriber shall use the contents of the Report merely as an aid to its business. Mira Inform Private Limited ("MIPL") has collated information/data in the Report, which have not been verified unless otherwise specifically mentioned in the Report. The Subscriber shall independently verify the accuracy and correctness of the information/data before in any way acting upon the same. MIPL shall not be liable for any harm, injury, loss or damage caused to the Subscriber due to default by the Subscriber's debtors/beneficiaries in fulfilling their obligations of any nature whatsoever. This Report or any of its portion shall not be used as a documentary evidence or otherwise before any investigative agencies or forum of law. This Report is confidential and proprietary to MIPL. The Subscriber and/or any other person(s) may not reproduce, publish or disclose any of the contents of the Report to others without the express authorization of MIPL. This Report is prepared and issued to the Subscriber without any risk, responsibility or liability on the part of MIPL or its officials.

--	--	--	--

Issued, Subscribed & Paid-up Capital :

No. of Shares	Type	Value	Amount
2658500	Equity Shares	INR 10/- each	INR 26.585 Million

DISCLAIMER : This Report is **PRIVATE & CONFIDENTIAL** and it is prepared at the request of and for its use by the Subscriber only. The Subscriber shall use the contents of the Report merely as an aid to its business. Mira Inform Private Limited ("MIPL") has collated information/data in the Report, which have not been verified unless otherwise specifically mentioned in the Report. The Subscriber shall independently verify the accuracy and correctness of the information/data before in any way acting upon the same. MIPL shall not be liable for any harm, injury, loss or damage caused to the Subscriber due to default by the Subscriber's debtors/beneficiaries in fulfilling their obligations of any nature whatsoever. This Report or any of its portion shall not be used as a documentary evidence or otherwise before any investigative agencies or forum of law. This Report is confidential and proprietary to MIPL. The Subscriber and/or any other person(s) may not reproduce, publish or disclose any of the contents of the Report to others without the express authorization of MIPL. This Report is prepared and issued to the Subscriber without any risk, responsibility or liability on the part of MIPL or its officials.

FINANCIAL DATA
[all figures are in INR Million]

ABRIDGED BALANCE SHEET (STANDALONE)

SOURCES OF FUNDS	31.03.2017	31.03.2016	31.03.2015
I. EQUITY AND LIABILITIES			
(1) Shareholders' Funds			
(a) Share Capital	26.585	26.585	26.585
(b) Reserves & Surplus	1784.427	1595.927	1500.633
(c) Money received against share warrants	0.000	0.000	0.000
(2) Share Application money pending allotment	0.000	0.000	0.000
Total Shareholders' Funds (1) + (2)	1811.012	1622.512	1527.218
(3) Non-Current Liabilities			
(a) Long-term borrowings	461.385	196.676	157.394
(b) Deferred tax liabilities (Net)	10.403	12.227	20.644
(c) Other long term liabilities	0.000	0.000	0.000
(d) Long-term provisions	0.000	0.000	0.000
Total Non-current Liabilities (3)	471.788	208.903	178.038
(4) Current Liabilities			
(a) Short term borrowings	1711.636	3540.934	3649.934
(b) Trade payables	6458.083	4102.452	2459.697
(c) Other current liabilities	90.134	34.471	45.690
(d) Short-term provisions	145.147	83.176	66.173
Total Current Liabilities (4)	8405.000	7761.033	6221.494
TOTAL	10687.800	9592.448	7926.750
II. ASSETS			
(1) Non-current assets			
(a) Fixed Assets			
(i) Tangible assets	1080.610	1136.122	1172.745
(ii) Intangible Assets	0.129	0.403	0.522
(iii) Capital work-in-progress	456.643	34.171	3.059
(iv) Intangible assets under development	0.000	0.000	0.000
(b) Non-current Investments	40.107	40.107	40.107
(c) Deferred tax assets (net)	0.000	0.000	0.000
(d) Long-term Loan and Advances	9.865	10.120	10.301
(e) Other Non-current assets	0.000	0.000	0.000
Total Non-Current Assets	1587.354	1220.923	1226.734

DISCLAIMER : This Report is **PRIVATE & CONFIDENTIAL** and it is prepared at the request of and for its use by the Subscriber only. The Subscriber shall use the contents of the Report merely as an aid to its business. Mira Inform Private Limited ("MIPL") has collated information/data in the Report, which have not been verified unless otherwise specifically mentioned in the Report. The Subscriber shall independently verify the accuracy and correctness of the information/data before in any way acting upon the same. MIPL shall not be liable for any harm, injury, loss or damage caused to the Subscriber due to default by the Subscriber's debtors/beneficiaries in fulfilling their obligations of any nature whatsoever. This Report or any of its portion shall not be used as a documentary evidence or otherwise before any investigative agencies or forum of law. This Report is confidential and proprietary to MIPL. The Subscriber and/or any other person(s) may not reproduce, publish or disclose any of the contents of the Report to others without the express authorization of MIPL. This Report is prepared and issued to the Subscriber without any risk, responsibility or liability on the part of MIPL or its officials.

(2) Current assets			
(a) Current investments	0.000	0.000	0.000
(b) Inventories	2889.822	3492.680	2367.951
(c) Trade receivables	1534.901	1123.034	865.049
(d) Cash and cash equivalents	1341.162	1875.663	3252.005
(e) Short-term loans and advances	121.158	173.976	141.529
(f) Other current assets	3213.403	1706.172	73.482
Total Current Assets	9100.446	8371.525	6700.016
TOTAL	10687.800	9592.448	7926.750

PROFIT & LOSS ACCOUNT (STANDALONE)

	PARTICULARS	31.03.2017	31.03.2016	31.03.2015
	SALES			
	Income	30334.599	22957.678	18915.791
	Other Income	62.493	15.081	28.852
	TOTAL	30397.092	22972.759	18944.643
Less	EXPENSES			
	Cost of Materials Consumed	15827.762	13345.857	11831.792
	Purchase of Stock-in-trade	11766.750	6582.804	4702.122
	Changes in Inventories of finished goods, work-in-progress and stock-in-trade	(397.253)	143.873	(108.425)
	Employee Benefits Expenses	151.084	92.384	73.950
	CSR expense	0.140	2.515	0.000
	Prior period items before tax	0.010	(0.058)	(0.020)
	Other Expenses	2556.352	2455.988	2165.259
	TOTAL	29904.845	22623.363	18664.678
	PROFIT/(LOSS) BEFORE INTEREST, TAX, DEPRECIATION AND AMORTISATION	492.247	349.396	279.965
Less	FINANCIAL EXPENSES	72.963	75.988	68.996
	PROFIT/(LOSS) BEFORE TAX, DEPRECIATION AND AMORTISATION	419.284	273.408	210.969
Less	DEPRECIATION/ AMORTISATION	120.358	121.400	73.244
	PROFIT/(LOSS) BEFORE TAX	298.926	152.008	137.725
Less	TAX	108.359	56.245	43.438
	PROFIT/(LOSS) AFTER TAX	190.567	95.763	94.287

DISCLAIMER : This Report is **PRIVATE & CONFIDENTIAL** and it is prepared at the request of and for its use by the Subscriber only. The Subscriber shall use the contents of the Report merely as an aid to its business. Mira Inform Private Limited ("MIPL") has collated information/data in the Report, which have not been verified unless otherwise specifically mentioned in the Report. The Subscriber shall independently verify the accuracy and correctness of the information/data before in any way acting upon the same. MIPL shall not be liable for any harm, injury, loss or damage caused to the Subscriber due to default by the Subscriber's debtors/beneficiaries in fulfilling their obligations of any nature whatsoever. This Report or any of its portion shall not be used as a documentary evidence or otherwise before any investigative agencies or forum of law. This Report is confidential and proprietary to MIPL. The Subscriber and/or any other person(s) may not reproduce, publish or disclose any of the contents of the Report to others without the express authorization of MIPL. This Report is prepared and issued to the Subscriber without any risk, responsibility or liability on the part of MIPL or its officials.

	IMPORTS			
	Raw Materials	8.100	6.030	1647.542
	TOTAL IMPORTS	8.100	6.030	1647.542
	Earnings / (Loss) Per Share (INR)	71.68	36.02	35.47

CURRENT MATURITIES OF LONG TERM DEBT DETAILS

Particulars	31.03.2017	31.03.2016	31.03.2015
Current Maturities of Long term debt	0.000	0.000	0.000
Net cash flows from (used in) operations	1702.463	1206.110	(1132.287)
Net cash flows from (used in) operating activities	1583.682	1140.517	(1094.912)

KEY RATIOS

EFFICIENCY RATIOS

PARTICULARS	31.03.2017	31.03.2016	31.03.2015
Average Collection Days (Sundry Debtors / Income * 365 Days)	18.47	17.85	16.69
Account Receivables Turnover (Income / Sundry Debtors)	19.76	20.44	21.87
Average Payment Days (Sundry Creditors / Purchases * 365 Days)	85.42	75.14	54.30
Inventory Turnover (Operating Income / Inventories)	0.17	0.10	0.12
Asset Turnover (Operating Income / Net Fixed Assets)	0.32	0.30	0.24

LEVERAGE RATIOS

PARTICULARS	31.03.2017	31.03.2016	31.03.2015
Debt Ratio ((Borrowing + Current Liabilities) / Total Assets)	0.83	0.83	0.80
Debt Equity Ratio (Total Liability / Networth)	1.20	2.30	2.49
Current Liabilities to Networth	4.64	4.78	4.07

DISCLAIMER : This Report is **PRIVATE & CONFIDENTIAL** and it is prepared at the request of and for its use by the Subscriber only. The Subscriber shall use the contents of the Report merely as an aid to its business. Mira Inform Private Limited ("MIPL") has collated information/data in the Report, which have not been verified unless otherwise specifically mentioned in the Report. The Subscriber shall independently verify the accuracy and correctness of the information/data before in any way acting upon the same. MIPL shall not be liable for any harm, injury, loss or damage caused to the Subscriber due to default by the Subscriber's debtors/beneficiaries in fulfilling their obligations of any nature whatsoever. This Report or any of its portion shall not be used as a documentary evidence or otherwise before any investigative agencies or forum of law. This Report is confidential and proprietary to MIPL. The Subscriber and/or any other person(s) may not reproduce, publish or disclose any of the contents of the Report to others without the express authorization of MIPL. This Report is prepared and issued to the Subscriber without any risk, responsibility or liability on the part of MIPL or its officials.

(Current Liabilities / Net Worth)			
Fixed Assets to Networth (Net Fixed Assets / Networth)	0.85	0.72	0.77
Interest Coverage Ratio (PBIT / Financial Charges)	6.75	4.60	4.06

PROFITABILITY RATIOS

PARTICULARS		31.03.2017	31.03.2016	31.03.2015
PAT to Sales ((PAT / Sales) * 100)	%	0.63	0.42	0.50
Return on Total Assets ((PAT / Total Assets) * 100)	%	1.78	1.00	1.19
Return on Investment (ROI) ((PAT / Networth) * 100)	%	10.52	5.90	6.17

SOLVENCY RATIOS

PARTICULARS	31.03.2017	31.03.2016	31.03.2015
Current Ratio (Current Assets / Current Liabilities)	1.08	1.08	1.08
Quick Ratio ((Current Assets – Inventories) / Current Liabilities)	0.74	0.63	0.70
G-Score Ratio Financial (Networth / Total Assets)	0.17	0.17	0.19
G-Score Ratio Debt (Debts / Equity Capital)	81.74	140.59	143.21
G-Score Ratio Liquidity (Total Current Assets / Total Current Liabilities)	1.08	1.08	1.08

Total Liability = Short-term Debt + Long-term Debt + Current Maturities of Long-term debts

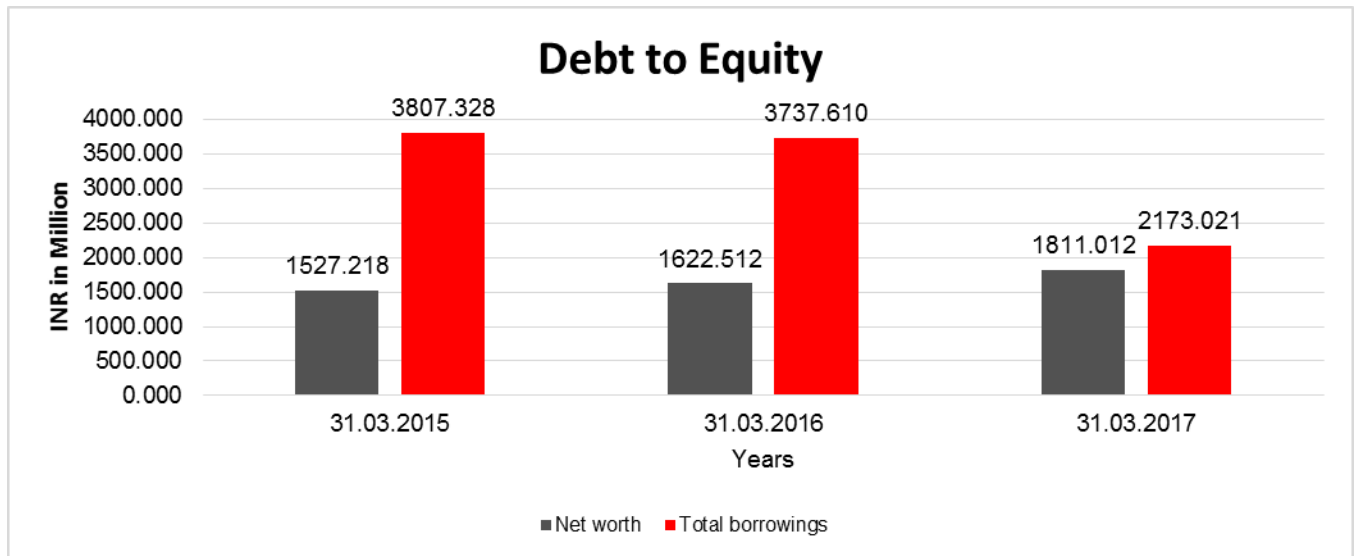
FINANCIAL ANALYSIS
[all figures are in INR Million]

DEBT EQUITY RATIO

Particular	31.03.2015	31.03.2016	31.03.2017
	INR In Million	INR In Million	INR In Million
Share Capital	26.585	26.585	26.585

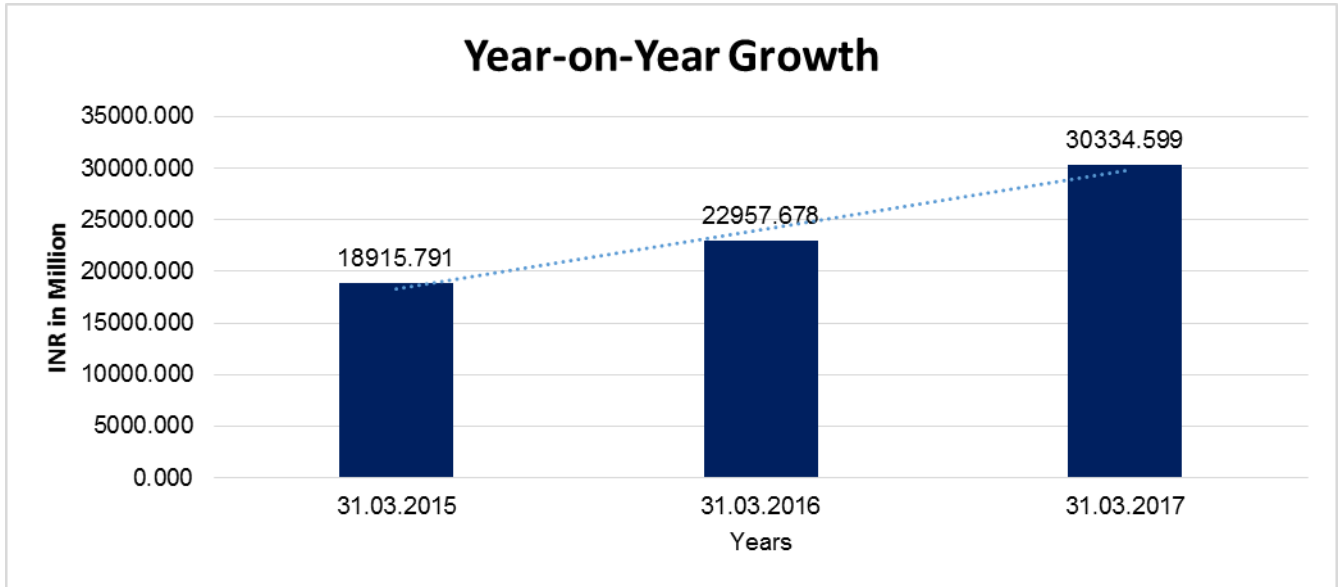
DISCLAIMER : This Report is **PRIVATE & CONFIDENTIAL** and it is prepared at the request of and for its use by the Subscriber only. The Subscriber shall use the contents of the Report merely as an aid to its business. Mira Inform Private Limited ("MIPL") has collated information/data in the Report, which have not been verified unless otherwise specifically mentioned in the Report. The Subscriber shall independently verify the accuracy and correctness of the information/data before in any way acting upon the same. MIPL shall not be liable for any harm, injury, loss or damage caused to the Subscriber due to default by the Subscriber's debtors/beneficiaries in fulfilling their obligations of any nature whatsoever. This Report or any of its portion shall not be used as a documentary evidence or otherwise before any investigative agencies or forum of law. This Report is confidential and proprietary to MIPL. The Subscriber and/or any other person(s) may not reproduce, publish or disclose any of the contents of the Report to others without the express authorization of MIPL. This Report is prepared and issued to the Subscriber without any risk, responsibility or liability on the part of MIPL or its officials.

Reserves & Surplus	1500.633	1595.927	1784.427
Share Application money pending allotment	0.000	0.000	0.000
Net worth	1527.218	1622.512	1811.012
Long Term borrowings	157.394	196.676	461.385
Short Term borrowings	3649.934	3540.934	1711.636
Current maturities of long term debt	0.000	0.000	0.000
Total borrowings	3807.328	3737.610	2173.021
Debt/Equity ratio	2.493	2.304	1.200



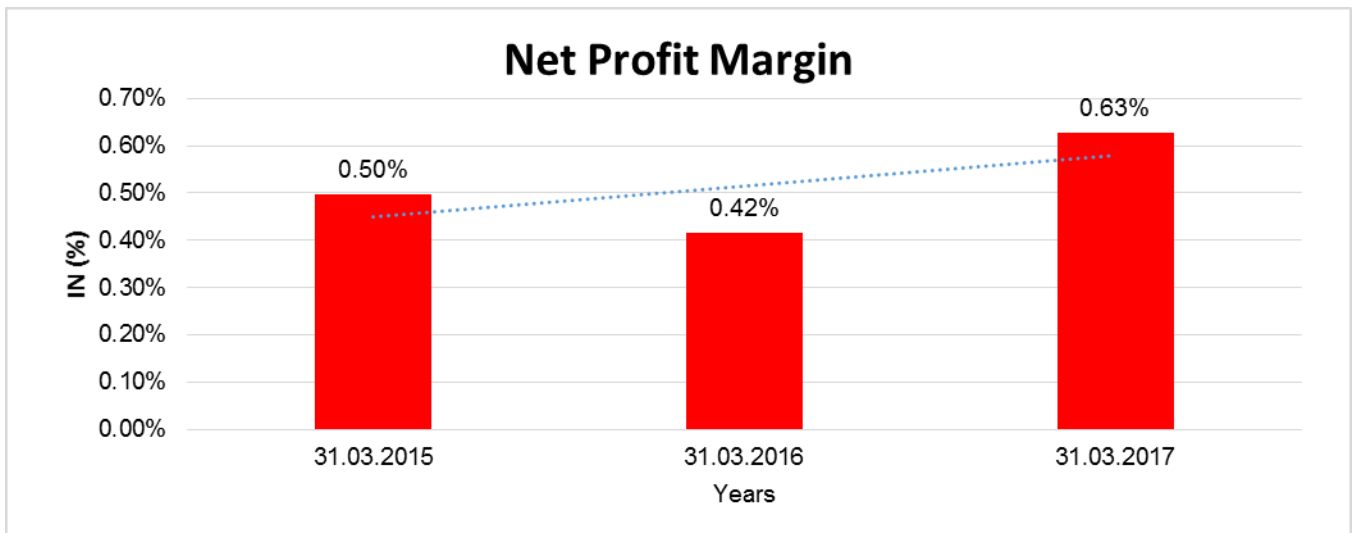
YEAR-ON-YEAR GROWTH

Year on Year Growth	31.03.2015	31.03.2016	31.03.2017
	INR In Million	INR In Million	INR In Million
Sales	18915.791	22957.678	30334.599
		21.368	32.133



NET PROFIT MARGIN

Net Profit Margin	31.03.2015	31.03.2016	31.03.2017
	INR In Million	INR In Million	INR In Million
Sales	18915.791	22957.678	30334.599
Profit/(Loss)	94.287	95.763	190.567
	0.50%	0.42%	0.63%



DISCLAIMER : This Report is **PRIVATE & CONFIDENTIAL** and it is prepared at the request of and for its use by the Subscriber only. The Subscriber shall use the contents of the Report merely as an aid to its business. Mira Inform Private Limited ("MIPL") has collated information/data in the Report, which have not been verified unless otherwise specifically mentioned in the Report. The Subscriber shall independently verify the accuracy and correctness of the information/data before in any way acting upon the same. MIPL shall not be liable for any harm, injury, loss or damage caused to the Subscriber due to default by the Subscriber's debtors/beneficiaries in fulfilling their obligations of any nature whatsoever. This Report or any of its portion shall not be used as a documentary evidence or otherwise before any investigative agencies or forum of law. This Report is confidential and proprietary to MIPL. The Subscriber and/or any other person(s) may not reproduce, publish or disclose any of the contents of the Report to others without the express authorization of MIPL. This Report is prepared and issued to the Subscriber without any risk, responsibility or liability on the part of MIPL or its officials.

ABRIDGED BALANCE SHEET (CONSOLIDATED)

SOURCES OF FUNDS	31.03.2017	31.03.2016
I. EQUITY AND LIABILITIES		
(1) Shareholders' Funds		
(a) Share Capital	26.585	26.585
(b) Reserves & Surplus	1862.473	1673.533
(c) Money received against share warrants	0.000	0.000
(2) Share Application money pending allotment	0.000	0.000
Total Shareholders' Funds (1) + (2)	1889.058	1700.118
(3) Non-Current Liabilities		
(a) long-term borrowings	461.510	197.663
(b) Deferred tax liabilities (Net)	10.573	12.416
(c) Other long term liabilities	0.000	0.000
(d) long-term provisions	0.000	0.000
Total Non-current Liabilities (3)	472.083	210.079
(4) Current Liabilities		
(a) Short term borrowings	1723.033	3540.933
(b) Trade payables	6458.175	4106.262
(c) Other current liabilities	90.166	42.211
(d) Short-term provisions	145.406	79.889
Total Current Liabilities (4)	8416.780	7769.295
TOTAL	10777.921	9679.492
II. ASSETS		
(1) Non-current assets		
(a) Fixed Assets		
(i) Tangible assets	1136.709	1192.402
(ii) Intangible Assets	0.129	0.403
(iii) Capital work-in-progress	456.643	34.171
(iv) Intangible assets under development	0.000	0.000
(b) Non-current Investments	36.017	36.017
(c) Deferred tax assets (net)	0.000	0.000
(d) Long-term Loan and Advances	11.121	11.375
(e) Other Non-current assets	0.000	0.000
Total Non-Current Assets	1640.619	1274.368
(2) Current assets		
(a) Current investments	0.000	0.000
(b) Inventories	2889.822	3492.680
(c) Trade receivables	1534.901	1123.034

DISCLAIMER : This Report is **PRIVATE & CONFIDENTIAL** and it is prepared at the request of and for its use by the Subscriber only. The Subscriber shall use the contents of the Report merely as an aid to its business. Mira Inform Private Limited ("MIPL") has collated information/data in the Report, which have not been verified unless otherwise specifically mentioned in the Report. The Subscriber shall independently verify the accuracy and correctness of the information/data before in any way acting upon the same. MIPL shall not be liable for any harm, injury, loss or damage caused to the Subscriber due to default by the Subscriber's debtors/beneficiaries in fulfilling their obligations of any nature whatsoever. This Report or any of its portion shall not be used as a documentary evidence or otherwise before any investigative agencies or forum of law. This Report is confidential and proprietary to MIPL. The Subscriber and/or any other person(s) may not reproduce, publish or disclose any of the contents of the Report to others without the express authorization of MIPL. This Report is prepared and issued to the Subscriber without any risk, responsibility or liability on the part of MIPL or its officials.

(d) Cash and cash equivalents	4397.415	3493.870
(e) Short-term loans and advances	154.566	198.438
(f) Other current assets	160.598	97.102
Total Current Assets	9137.302	8405.124
TOTAL	10777.921	9679.492

PROFIT & LOSS ACCOUNT (CONSOLIDATED)

	PARTICULARS	31.03.2017	31.03.2016
	SALES		
	Income	30335.549	22971.814
	Other Income	63.337	16.150
	TOTAL	30398.886	22987.964
Less	EXPENSES		
	Cost of Materials Consumed	15827.762	13345.857
	Purchases of Stock-in-Trade	11766.750	6594.650
	Changes in inventories of finished goods, work-in-progress and Stock-in-Trade	(397.253)	143.873
	Employees benefits expense	151.768	93.444
	CSR expense	2.723	2.515
	Prior period items before tax	0.010	(0.057)
	Other expenses	2554.143	2457.525
	TOTAL	29905.903	22637.807
	PROFIT/ (LOSS) BEFORE INTEREST, TAX, DEPRECIATION AND AMORTISATION	492.983	350.157
Less	FINANCIAL EXPENSES	72.808	75.988
	PROFIT / (LOSS) BEFORE TAX, DEPRECIATION AND AMORTISATION	420.175	274.169
Less/ Add	DEPRECIATION/ AMORTISATION	120.578	121.620
	PROFIT/ (LOSS) BEFORE TAX	299.597	152.549
Less	TAX	108.589	56.785
	PROFIT/ (LOSS) AFTER TAX	191.008	95.764
	Earnings / (Loss) Per Share (INR)	79.54	36.02

DISCLAIMER : This Report is **PRIVATE & CONFIDENTIAL** and it is prepared at the request of and for its use by the Subscriber only. The Subscriber shall use the contents of the Report merely as an aid to its business. Mira Inform Private Limited ("MIPL") has collated information/data in the Report, which have not been verified unless otherwise specifically mentioned in the Report. The Subscriber shall independently verify the accuracy and correctness of the information/data before in any way acting upon the same. MIPL shall not be liable for any harm, injury, loss or damage caused to the Subscriber due to default by the Subscriber's debtors/beneficiaries in fulfilling their obligations of any nature whatsoever. This Report or any of its portion shall not be used as a documentary evidence or otherwise before any investigative agencies or forum of law. This Report is confidential and proprietary to MIPL. The Subscriber and/or any other person(s) may not reproduce, publish or disclose any of the contents of the Report to others without the express authorization of MIPL. This Report is prepared and issued to the Subscriber without any risk, responsibility or liability on the part of MIPL or its officials.

LOCAL AGENCY FURTHER INFORMATION

Sr. No.	Check list by info agents	Available in Report (Yes/No)
1	Year of establishment	Yes
2	Constitution of the entity -Incorporation details	Yes
3	Locality of the entity	Yes
4	Premises details	Yes
5	Buyer visit details	--
6	Contact numbers	Yes
7	Name of the person contacted	Yes
8	Designation of contact person	Yes
9	Promoter's background	Yes
10	Date of Birth of Proprietor / Partners / Directors	Yes
11	Pan Card No. of Proprietor / Partners	No
12	Voter Id Card No. of Proprietor / Partners	No
13	Type of business	Yes
14	Line of Business	Yes
15	Export/import details (if applicable)	No
16	No. of employees	No
17	Details of sister concerns	Yes
18	Major suppliers	No
19	Major customers	No
20	Banking Details	Yes
21	Banking facility details	Yes
22	Conduct of the banking account	--
23	Financials, if provided	Yes
24	Capital in the business	Yes
25	Last accounts filed at ROC, if applicable	Yes
26	Turnover of firm for last three years	Yes
27	Reasons for variation <> 20%	--
28	Estimation for coming financial year	No
29	Profitability for last three years	Yes
30	Major shareholders, if available	Yes
31	External Agency Rating, if available	Yes
32	Litigations that the firm/promoter involved in	--
33	Market information	--
34	Payments terms	Yes
35	Negative Reporting by Auditors in the Annual Report	No

DESCRIPTION OF STATE OF COMPANIES AFFAIR

The Company is domiciled in India and incorporated under the provision of the Companies Act 1956. A copy of the balance sheet and the profit and loss account of the company is being enclosed herewith for the appreciation by the members of the financial position and the state of the affairs of the company. A brief highlight of the financial statements of the company prepared on standalone basis is presented herein below: (Figures in Million) Particulars 2016-17 2015-16 Total Revenue INR 30397.092 22972.759 Million Total Expenses INR 30098.156 22820.909 Million Net Profit before Tax INR 298.936 1520.00 Million Provision for Tax INR 108.359 56.245 Million Net Profit after Tax INR 190.567 95.765 Million.

CORPORATE INFORMATION

Kanpur Edibles Pvt. Ltd. (KEPL) - The Company in India was incorporated on 25th Jan. 1990 and has been carrying on, business of manufacturing of Edible Oils. The factory is located at Rania, Kanpur Dehat and the registered office of the Company is situated in Civil Lines Kanpur.

UNSECURED LOANS:

PARTICULARS	31.03.2017 INR In Million	31.03.2016 INR In Million
LONG TERM BORROWINGS		
Loans and advances from related parties	303.676	195.365
SHORT TERM BORROWINGS		
Loans repayable on demand from banks	474.817	378.124
Total	778.493	573.489


INDEX OF CHARGES:

SN O	SRN	CHARGE ID	CHARGE HOLDER NAME	DATE OF CREATION	DATE OF MODIFICATION	DATE OF SATISFACTION	AMOUNT	ADDRESS
1	G36741320	100079346	PUNJAB NATIONAL BANK	21/01/2017	-	-	280000000.0	59/29BIRHANA ROADKANPUR UP208001IN
2	C60626678	90275311	PUNJAB NATIONAL BANK	06/11/2000	08/07/2015	-	500000000.0	59/29BIRHANA ROADKANPUR UP208001IN
3	C07323959	90278803	PUNJAB NATIONAL	15/03/1995	23/05/2014	-	400000000.0	59/29BIRHANA ROADKANPUR UP208001IN

DISCLAIMER : This Report is **PRIVATE & CONFIDENTIAL** and it is prepared at the request of and for its use by the Subscriber only. The Subscriber shall use the contents of the Report merely as an aid to its business. Mira Inform Private Limited ("MIPL") has collated information/data in the Report, which have not been verified unless otherwise specifically mentioned in the Report. The Subscriber shall independently verify the accuracy and correctness of the information/data before in any way acting upon the same. MIPL shall not be liable for any harm, injury, loss or damage caused to the Subscriber due to default by the Subscriber's debtors/beneficiaries in fulfilling their obligations of any nature whatsoever. This Report or any of its portion shall not be used as a documentary evidence or otherwise before any investigative agencies or forum of law. This Report is confidential and proprietary to MIPL. The Subscriber and/or any other person(s) may not reproduce, publish or disclose any of the contents of the Report to others without the express authorization of MIPL. This Report is prepared and issued to the Subscriber without any risk, responsibility or liability on the part of MIPL or its officials.

			AL BANK					
4	G28913 358	106145 89	PUNJA B NATION AL BANK	30/10/2 015	-	01/12/2016	2500000.0	59/29BIRHANA ROADKANPUR UP208001IN
5	C60050 119	101901 86	KOTAK MAHIN DRA BANK LIMITE D	06/12/2 009	-	01/07/2015	12439000.0	36-38A, NARIMAN BHAVAN, 227,D,NARIMA N POINT,MUMBA IMH400021IN
6	C60049 053	103177 53	KOTAK MAHIN DRA BANK LIMITE D	09/11/2 011	-	01/07/2015	7820000.0	36-38A, NARIMAN BHAVAN, 227,D,NARIMA N POINT,MUMBA IMH400021IN
7	C60048 766	103684 67	KOTAK MAHIN DRA BANK LIMITE D	24/07/2 012	-	01/07/2015	4074000.0	36-38A, NARIMAN BHAVAN, 227,D,NARIMA N POINT,MUMBA IMH400021IN
8	C57936 197	101331 20	PUNJA B NATION AL BANK	18/11/2 008	-	10/06/2015	225000000.0	BIRHANA ROADKANPUR UP208001IN
9	C43833 680	102276 33	TATA MOTOR S FINANC E LIMITE D	30/04/2 010	-	18/02/2015	10330500.0	NANAVATI MAHALAYA,18 ,HOMI MODI STREET,HUTA TMA CHOWK,MUM BAIMH400001I N
10	C43403 690	902769 75	PUNJA B NATION AL BANK	30/04/1 998	30/04/1998	03/02/2015	30400000.0	BIRHANA ROADKANPUR UP208001IN

FIXED ASSETS:

- Land
 - Building
 - Plant and Machinery
 - Furniture and Fixture
 - Office Equipment
 - Computer
 - Vehicles
- 

CMT REPORT (Corruption, Money Laundering & Terrorism]

The Public Notice information has been collected from various sources including but not limited to: **The Courts, India Prisons Service, Interpol, etc.**

1] INFORMATION ON DESIGNATED PARTY

No records exist designating subject or any of its beneficial owners, controlling shareholders or senior officers as terrorist or terrorist organization or whom notice had been received that all financial transactions involving their assets have been blocked or convicted, found guilty or against whom a judgement or order had been entered in a proceedings for violating money-laundering, anti-corruption or bribery or international economic or anti-terrorism sanction laws or whose assets were seized, blocked, frozen or ordered forfeited for violation of money laundering or international anti-terrorism laws.

2] Court Declaration :

No records exist to suggest that subject is or was the subject of any formal or informal allegations, prosecutions or other official proceeding for making any prohibited payments or other improper payments to government officials for engaging in prohibited transactions or with designated parties.

3] Asset Declaration :

No records exist to suggest that the property or assets of the subject are derived from criminal conduct or a prohibited transaction.

4] Record on Financial Crime :

Charges or conviction registered against subject: **None**

5] Records on Violation of Anti-Corruption Laws :

Charges or investigation registered against subject: **None**

6] Records on Int'l Anti-Money Laundering Laws/Standards :

Charges or investigation registered against subject: **None**

7] Criminal Records

No available information exist that suggest that subject or any of its principals have been formally charged or convicted by a competent governmental authority for any financial crime or under any formal investigation by a competent government authority for any violation of anti-corruption laws or international anti-money laundering laws or standard.

8] Affiliation with Government :

No record exists to suggest that any director or indirect owners, controlling shareholders, director, officer or employee of the company is a government official or a family member or close business associate of a Government official.

9] Compensation Package :

Our market survey revealed that the amount of compensation sought by the subject is fair and reasonable and comparable to compensation paid to others for similar services.

10] Press Report :

No press reports / filings exists on the subject.

CORPORATE GOVERNANCE

MIRA INFORM as part of its Due Diligence do provide comments on Corporate Governance to identify management and governance. These factors often have been predictive and in some cases have created vulnerabilities to credit deterioration.

Our Governance Assessment focuses principally on the interactions between a company's management, its Board of Directors, Shareholders and other financial stakeholders.

CONTRAVENTION

Subject is not known to have contravened any existing local laws, regulations or policies that prohibit, restrict or otherwise affect the terms and conditions that could be included in the agreement with the subject.

FOREIGN EXCHANGE RATES

Currency	Unit	INR
US Dollar	1	INR 70.14
UK Pound	1	INR 89.23
Euro	1	INR 79.81

INFORMATION DETAILS

Information Gathered by :	SWA
Analysis Done by :	PRI
Report Prepared by :	RNA

SCORE FACTORS

DEMERIT POINTS		
--BANK CHARGES	YES/NO	YES
--LITIGATION	YES/NO	NO
--OTHER ADVERSE INFORMATION	YES/NO	NO
MERIT POINTS		
--SOLE DISTRIBUTORSHIP	YES/NO	NO
--EXPORT ACTIVITIES	YES/NO	YES
--AFFILIATION	YES/NO	YES
--LISTED	YES/NO	NO
--OTHER MERIT FACTORS	YES/NO	YES

RATING EXPLANATIONS

Credit Rating	Explanation	Rating Comments
A++	Minimum Risk	Business dealings permissible with minimum risk of default
A+	Low Risk	Business dealings permissible with low risk of default
A	Acceptable Risk	Business dealings permissible with moderate risk of default
B	Medium Risk	Business dealings permissible on a regular monitoring basis
C	Medium High Risk	Business dealings permissible preferably on secured basis
D	High Risk	Business dealing not recommended or on secured terms only
NB	New Business	No recommendation can be done due to business in infancy stage
NT	No Trace	No recommendation can be done as the business is not traceable

NB is stated where there is insufficient information to facilitate rating. However, it is not to be considered as unfavourable.

This score serves as a reference to assess SC's credit risk and to set the amount of credit to be extended. It is calculated from a composite of weighted scores obtained from each of the major sections of this report. The assessed factors are as follows:

- Financial condition covering various ratios
- Company background and operations size
- Promoters / Management background
- Payment record
- Litigation against the subject
- Industry scenario / competitor analysis
- Supplier / Customer / Banker review (wherever available)

DISCLAIMER : This Report is **PRIVATE & CONFIDENTIAL** and it is prepared at the request of and for its use by the Subscriber only. The Subscriber shall use the contents of the Report merely as an aid to its business. Mira Inform Private Limited ("MIPL") has collated information/data in the Report, which have not been verified unless otherwise specifically mentioned in the Report. The Subscriber shall independently verify the accuracy and correctness of the information/data before in any way acting upon the same. MIPL shall not be liable for any harm, injury, loss or damage caused to the Subscriber due to default by the Subscriber's debtors/beneficiaries in fulfilling their obligations of any nature whatsoever. This Report or any of its portion shall not be used as a documentary evidence or otherwise before any investigative agencies or forum of law. This Report is confidential and proprietary to MIPL. The Subscriber and/or any other person(s) may not reproduce, publish or disclose any of the contents of the Report to others without the express authorization of MIPL. This Report is prepared and issued to the Subscriber without any risk, responsibility or liability on the part of MIPL or its officials.