

**MIRA INFORM REPORT**

<b>Report No. :</b>	525489
<b>Report Date :</b>	23.08.2018

**IDENTIFICATION DETAILS**

<b>Name :</b>	MITSUBISHI CHEMICAL MEDIA CO LTD
<b>Formerly Known As :</b>	MITSUBISHI KAGAKU MEDIA KK
<b>Registered Office :</b>	3-20 Kanda-ogawa-machi, Chiyoda-ku, Tokyo 1010052
<b>Country :</b>	Japan
<b>Financials (as on) :</b>	March 2018
<b>Date of Incorporation :</b>	23.04.1994
<b>Com. Reg. No.:</b>	0104-01-028738
<b>Legal Form :</b>	Private Company With Limited Liability
<b>Line of Business :</b>	Trader of Electronic Products & Components.
<b>No. of Employees :</b>	30

**RATING & COMMENTS**

(Mira Inform has adopted New Rating mechanism w.e.f. 23<sup>rd</sup> January 2017)

<b>MIRA's Rating :</b>	A
------------------------	---

Credit Rating	Explanation	Rating Comments
A	Acceptable Risk	Business dealings permissible with moderate risk of default

<b>Status :</b>	Satisfactory
<b>Payment Behaviour :</b>	No Complaints
<b>Litigation :</b>	Clear

**NOTES :**

Any query related to this report can be made on e-mail : [infodept@mirainform.com](mailto:infodept@mirainform.com) while quoting report number, name and date.

**ECGC Country Risk Classification List**

Country Name	Previous Rating (31.12.2017)	Current Rating (01.04.2018)
Japan	A1	A1

Risk Category	ECGC Classification
Insignificant	A1
Low Risk	A2
Moderately Low Risk	B1
Moderate Risk	B2
Moderately High Risk	C1
High Risk	C2
Very High Risk	D

**JAPAN - ECONOMIC OVERVIEW**

Over the past 70 years, government-industry cooperation, a strong work ethic, mastery of high technology, and a comparatively small defense allocation (slightly less than 1% of GDP) have helped Japan develop an advanced economy. Two notable characteristics of the post-World War II economy were the close interlocking structures of manufacturers, suppliers, and distributors, known as keiretsu, and the guarantee of lifetime employment for a substantial portion of the urban labor force. Both features have significantly eroded under the dual pressures of global competition and domestic demographic change.

Measured on a purchasing power parity basis that adjusts for price differences, Japan in 2017 stood as the fourth-largest economy in the world after first-place China, which surpassed Japan in 2001, and third-place India, which edged out Japan in 2012. For three postwar decades, overall real economic growth was impressive - averaging 10% in the 1960s, 5% in the 1970s, and 4% in the 1980s. Growth slowed markedly in the 1990s, averaging just 1.7%, largely because of the aftereffects of inefficient investment and the collapse of an asset price bubble in the late 1980s, which resulted in several years of economic stagnation as firms sought to reduce excess debt, capital, and labor. Modest economic growth continued after 2000, but the economy has fallen into recession four times since 2008.

Japan enjoyed an uptick in growth since 2013, supported by Prime Minister Shinzo ABE's "Three Arrows" economic revitalization agenda - dubbed "Abenomics" - of monetary easing, "flexible" fiscal policy, and structural reform. Led by the Bank of Japan's aggressive monetary easing, Japan is making modest progress in ending deflation, but demographic decline - a low birthrate and an aging, shrinking population - poses a major long-term challenge for the economy. The government currently faces the quandary of balancing its efforts to stimulate growth and institute economic reforms with the need to address its sizable public debt, which stands at 235% of GDP. To help raise government revenue, Japan adopted legislation in 2012 to gradually raise the consumption tax rate. However, the first such increase, in April 2014, led to a sharp contraction, so Prime Minister ABE has twice postponed the next increase, which is now scheduled for October 2019. Structural reforms to unlock productivity are seen as central to strengthening the economy in the long-run.

Scarce in critical natural resources, Japan has long been dependent on imported energy and raw materials. After the complete shutdown of Japan's nuclear reactors following the earthquake and tsunami disaster in 2011, Japan's industrial sector has become even more dependent than before on imported fossil fuels. However, ABE's government is seeking to restart nuclear power plants that meet strict new safety standards and is emphasizing nuclear energy's importance as a base-load electricity source. In August 2015, Japan successfully restarted one nuclear reactor at the Sendai Nuclear Power Plant in Kagoshima prefecture, and several other reactors around the country have since resumed operations; however, opposition from local governments has delayed several more restarts that remain pending. Reforms of the electricity and gas sectors, including full liberalization of Japan's energy market in April 2016 and gas market in April 2017, constitute an important part of Prime Minister Abe's economic program.

Under the Abe Administration, Japan's government sought to open the country's economy to greater foreign competition and create new export opportunities for Japanese businesses, including by joining 11 trading partners in the Trans-Pacific Partnership (TPP). Japan became the first country to ratify the TPP in December 2016, but the United States signaled its withdrawal from the agreement in January 2017. In November 2017 the remaining 11 countries agreed on the core elements of a modified agreement, which they renamed the Comprehensive and Progressive Agreement for Trans-Pacific Partnership (CPTPP). Japan also reached agreement with the European Union on an Economic Partnership Agreement in July 2017, and is likely seek to ratify both agreements in the Diet this year.

Source : CIA

## **COMPANY NAME**

**mitsubishi chemical media co ltd**

## **COMPANY DETAILS**

Country : Japan  
Business Entity Name : MITSUBISHI CHEMICAL MEDIA CO LTD <sup>(1)</sup>  
Operating Address : 3-20 Kanda-ogawa-machi, Chiyoda-ku, Tokyo 1010052  
  
Tel : [+81] 3-55773090  
Website : <http://www.mcmedia.co.jp>  
Primary Business Activity : Trader  
Primary Industry : Electronic Products & Components

## **KEY FACTS**

Registered Legal Address : 3-20 Kanda-ogawa-machi, Chiyoda-ku, Tokyo 1010052  
Name History : Business Entity Name : Effective Date  
MITSUBISHI KAGAKU MEDIA KK : 23 Feb, 1994  
MITSUBISHI CHEMICAL MEDIA CO LTD : 1 Apr, 2017  
  
Registration Number : 0104-01-028738  
Date of Registration : 23 Feb, 1994  
Issuing Authority : LEGAL AFFAIRS BUREAU, MINISTRY OF JUSTICE  
Legal Form - Category : Private Company with Limited Liability  
Legal Form - Full Name : Company Limited  
Legal Form - Abbreviation : CO LTD <sup>(2)</sup>  
License Status : License exists - Normal.  
Operational Status of Business : Normal  
Employees : 30  
Capital : n/a <sup>(3)</sup>

### **Note:**

<sup>(1)</sup> Legal status of the English corporate name

The English name of the Subject Business Entity (SBE) is a randomly selected translation / transliteration made by the owners of the SBE. It is not a registered English corporate name, but simply a translation / transliteration of the local language name.

<sup>(2)</sup> The abbreviation appearing at the end of the SBE's name above, is an abbreviation of the Legal Form "COMPANY LIMITED" which is automatically generated.

<sup>(3)</sup> Not applicable.

Based on the current corporate laws of Japan there is no longer a requirement for Authorized Capital.

**DISCLAIMER** : This Report is **PRIVATE & CONFIDENTIAL** and it is prepared at the request of and for its use by the Subscriber only. The Subscriber shall use the contents of the Report merely as an aid to its business. Mira Inform Private Limited ("MIPL") has collated information/data in the Report, which have not been verified unless otherwise specifically mentioned in the Report. The Subscriber shall independently verify the accuracy and correctness of the information/data before in any way acting upon the same. MIPL shall not be liable for any harm, injury, loss or damage caused to the Subscriber due to default by the Subscriber's debtors/beneficiaries in fulfilling their obligations of any nature whatsoever. This Report or any of its portion shall not be used as a documentary evidence or otherwise before any investigative agencies or forum of law. This Report is confidential and proprietary to MIPL. The Subscriber and/or any other person(s) may not reproduce, publish or disclose any of the contents of the Report to others without the express authorization of MIPL. This Report is prepared and issued to the Subscriber without any risk, responsibility or liability on the part of MIPL or its officials.

## **ADVERSE DATA**




Results : Total of **0** record found.

## **FINANCIALS - SUMMARY**

(Currency: USD - US Dollar)

Year	Turnover	Assets	Net Income
2016 Annual	33,521,079	133,956,307	-3,123,400
2017 Annual	55,914,548	87,800,141	-39,751,059
2018 Annual	66,889,632	92,425,201	-2,196,511

## **SALES TREND - ANALYSIS**

2009	2010	2011	2012	2013	2014	2015	2016	2017	2018
-	-	-	-	-	-	-	 49.11%	 66.80%	 19.63%










## **CONSOLIDATED FINANCIAL SUMMARY - DIRECT CORPORATE PARENT**

(Currency: USD - US Dollar)

Business Entity : MITSUBISHI CHEMICAL CORP  
Name  
Country : Japan  
Legal Form - : Private Company with Limited Liability  
Category

Year	Turnover	Assets	Net Income
2015 Annual	2,100,563,894	4,072,095,530	84,758,272
2016 Annual	1,907,236,730	2,329,945,383	180,909,712
2017 Annual	1,858,827,684	4,115,227,754	55,517,302

## **SALES TREND - ANALYSIS**

2008	2009	2010	2011	2012	2013	2014	2015	2016	2017
13.99%	-	 6.54% 	 17.69%	 7.51%	 22.35%	 3.44%	 88.47%	 9.20%	 2.54%

**DISCLAIMER** : This Report is **PRIVATE & CONFIDENTIAL** and it is prepared at the request of and for its use by the Subscriber only. The Subscriber shall use the contents of the Report merely as an aid to its business. Mira Inform Private Limited ("MIPL") has collated information/data in the Report, which have not been verified unless otherwise specifically mentioned in the Report. The Subscriber shall independently verify the accuracy and correctness of the information/data before in any way acting upon the same. MIPL shall not be liable for any harm, injury, loss or damage caused to the Subscriber due to default by the Subscriber's debtors/beneficiaries in fulfilling their obligations of any nature whatsoever. This Report or any of its portion shall not be used as a documentary evidence or otherwise before any investigative agencies or forum of law. This Report is confidential and proprietary to MIPL. The Subscriber and/or any other person(s) may not reproduce, publish or disclose any of the contents of the Report to others without the express authorization of MIPL. This Report is prepared and issued to the Subscriber without any risk, responsibility or liability on the part of MIPL or its officials.

## **CONSOLIDATED FINANCIAL SUMMARY - INDIRECT CORPORATE PARENT**

(Currency: USD - US Dollar)

Business Entity : MITSUBISHI CHEMICAL HOLDINGS CORP  
Name  
Country : Japan  
Legal Form - : Public Listed Company  
Category  
Stock Exchange : TOKYO STOCK EXCHANGE(TSE)  
OSAKA STOCK EXCHANGE(OSE)

Year	Turnover	Assets	Net Income
2016 Annual	32,350,515,840	38,562,713,412	1,631,762,987
2017 Annual	30,896,467,466	40,848,787,407	1,957,801,775
2018 Annual	33,855,158,622	42,728,770,112	2,512,153,441

## **SALES TREND - ANALYSIS**

2009	2010	2011	2012	2013	2014	2015	2016	2017	2018
-	-	-	-	-	↓ 0.63%	↑ 2.73%	↑ 6.70%	↓ 4.49%	↑ 9.58%

## **KEY PERSON**

Legal Title : President  
Name : Mr. Masahiro Taguchi  
Nationality : Japanese

## **PRIMARY PRODUCTS**

Products / Materials / Services Description	Activity
CD-R (CD-Recordable)	Trading
CD-RW/DVD	Trading
Computer equipment	Trading
DVD+R	Trading
DVD+RW	Trading

**DISCLAIMER** : This Report is **PRIVATE & CONFIDENTIAL** and it is prepared at the request of and for its use by the Subscriber only. The Subscriber shall use the contents of the Report merely as an aid to its business. Mira Inform Private Limited ("MIPL") has collated information/data in the Report, which have not been verified unless otherwise specifically mentioned in the Report. The Subscriber shall independently verify the accuracy and correctness of the information/data before in any way acting upon the same. MIPL shall not be liable for any harm, injury, loss or damage caused to the Subscriber due to default by the Subscriber's debtors/beneficiaries in fulfilling their obligations of any nature whatsoever. This Report or any of its portion shall not be used as a documentary evidence or otherwise before any investigative agencies or forum of law. This Report is confidential and proprietary to MIPL. The Subscriber and/or any other person(s) may not reproduce, publish or disclose any of the contents of the Report to others without the express authorization of MIPL. This Report is prepared and issued to the Subscriber without any risk, responsibility or liability on the part of MIPL or its officials.

## **FULLCHECK REPORT DETAILS**

Country : Japan  
Business Entity Name : MITSUBISHI CHEMICAL MEDIA CO LTD  
Primary Business Activity : Trader  
Primary Industry : Electronic Products & Components  
**Office Contact Details**  
Operating Address : 3-20 Kanda-ogawa-machi, Chiyoda-ku, Tokyo 1010052  
Tel : [+81] 3-55773090  
**Website Details**  
Website : <http://www.mcmedia.co.jp>  
Status : Normal - operational  
Country of Registration : Japan

## **SIC PRODUCT CLASSIFICATION & ACTIVITY**

Product/Service Description	Code	Activity
Electronic components, nspf	3679	Trading
Magnetic recording media	3695	Trading
Phonograph records, record blanks, and prerecorded tapes	3652	Trading

## **HARMONIZED PRODUCT CLASSIFICATION & ACTIVITY**

Product/Service Description	Code	Activity
Electronic integrated circuits & microassembl, parts	8542	Trading
Laser disc sound recordings	8524904040	Trading
Magnetic recording and reproducing heads	8522900010	Trading
Magnetic tape & other sound recorders	8520	Trading
Magnetic tape recorder/players, digital audio type	8520320000	Trading
Magnetic tape recorders incorporating sound reproducing apparatus	8520390001	Trading
Magnetic tape recordings for reproducing phenomena other than sound or image	8524400000	Trading
Other magnetic media, recorded	8524994000	Trading
Other recorded media	8524904080	Trading
Other recorded media, for reproducing phenomena other than sound or image	8524910000	Trading

## **DETAILED PRODUCT CLASSIFICATION & ACTIVITY**

Products / Materials / Services Description	Ranking	Activity
DVD-R	Primary	Trading
Data storage products	Primary	Trading
Hard disk	Primary	Trading

## **CORE BUSINESS DESCRIPTION**

### **Core Business**

The primary business focus of MITSUBISHI CHEMICAL MEDIA CO LTD is Trading - Finished products.

Key products include :  
CD-R (CD-Recordable)  
CD-RW/DVD  
Computer equipment  
DVD+R  
DVD+RW  
DVD-R  
Data storage products  
Hard disk

### **Supplementary Business**


In addition to the core business, MITSUBISHI CHEMICAL MEDIA CO LTD also is engaged in the following areas of business:

#### Importing

Importing - Finished products

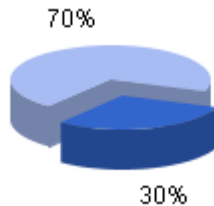
## **DOMESTIC SALES & PURCHASES**

Annual Sales Analysis	Percentage
Domestic Sales	100%



Annual Purchases Analysis  
Local Purchases  
Imports

Percentage  
70%  
30%



## ***DIRECT / INDIRECT CORPORATE PARENT DETAILS***

**Direct Corporate Parent** : **MITSUBISHI CHEMICAL CORP**  
Legal Form Category : Private Company with Limited Liability  
Country : Japan  
Operational Address : Palace Bldg 1-1-1 Marunouchi Chiyoda-ku Tokyo 1008251  
Primary Business Activity : Manufacturer

**Indirect Corporate Parent** : **MITSUBISHI CHEMICAL HOLDINGS CORP**  
Legal Form Category : Public Listed Company  
Country : Japan  
Operational Address : Palace Bldg 1-1-1 Marunouchi Chiyoda-ku Tokyo 1000005  
Primary Business Activity : Service

## ***BRANDS & TRADEMARKS***

### **Brands & Trademarks – 1**

Brands & Trademarks : MKM  
Application Category : n/a

## **COMPANY MANAGEMENT**

### **Management Listings**

Name	Nationality	Job Description	Dept. / Division
1 Mr. Satoshi Muroyama	Japanese	Auditor	-
2 Mr. Akijiro Oide	Japanese	Auditor	-
3 Mr. Masahiro Taguchi	Japanese	President	-

### **Management Details – 1**

Personal Unique Identifier : MI04481370  
Name : Mr. Satoshi Muroyama

### **Management Details – 2**

Personal Unique Identifier : MI04481371  
Name : Mr. Akijiro Oide

### **Management Details – 3**

Personal Unique Identifier : MI04481352  
Name : Mr. Masahiro Taguchi

## **FINANCIALS - SUMMARY**

(Currency: USD - US Dollar)

Year	Turnover	Assets	Net Income
2015 Annual	22,481,134	125,789,866	-2,869,226

## **CAPITAL**

(Currency: JPY - Japanese Yen)

No. of Authorized Shares	: 60,000
Paid-up Capital	: ¥ 4,093,000,000.00

## **FINANCIAL STATEMENT – DETAILED**

### **Balance Sheet**

<b>Currency</b>	: JPY
<b>Denomination</b>	: 1
<b>Financial Year Ending</b>	: March

**DISCLAIMER** : This Report is **PRIVATE & CONFIDENTIAL** and it is prepared at the request of and for its use by the Subscriber only. The Subscriber shall use the contents of the Report merely as an aid to its business. Mira Inform Private Limited ("MIPL") has collated information/data in the Report, which have not been verified unless otherwise specifically mentioned in the Report. The Subscriber shall independently verify the accuracy and correctness of the information/data before in any way acting upon the same. MIPL shall not be liable for any harm, injury, loss or damage caused to the Subscriber due to default by the Subscriber's debtors/beneficiaries in fulfilling their obligations of any nature whatsoever. This Report or any of its portion shall not be used as a documentary evidence or otherwise before any investigative agencies or forum of law. This Report is confidential and proprietary to MIPL. The Subscriber and/or any other person(s) may not reproduce, publish or disclose any of the contents of the Report to others without the express authorization of MIPL. This Report is prepared and issued to the Subscriber without any risk, responsibility or liability on the part of MIPL or its officials.

Financial Highlights	2016 Annual	2017 Annual	2018 Annual
Share Capital(*)	4,095,000,000	4,093,000,000	4,093,000,000
Total Liabilities(*)	4,883,000,000	3,666,000,000	4,183,000,000
<b>Assets</b>			
Current Assets(*)	2,184,000,000	2,343,000,000	2,683,000,000
Total Assets(*)	15,697,000,000	9,946,000,000	10,225,000,000
Non Current Assets(*)	13,513,000,000	7,603,000,000	7,542,000,000
<b>Liabilities</b>			
Non Current Liabilities(*)	114,000,000	88,000,000	199,000,000
Current Liabilities(*)	4,769,000,000	3,578,000,000	3,984,000,000
Shareholders Funds(*)	10,814,000,000	6,280,000,000	6,042,000,000
Current assets	2,184,000,000	2,343,000,000	2,683,000,000
Fixed assets	13,513,000,000	7,603,000,000	7,542,000,000
Tangible fixed assets	364,000,000	285,000,000	239,000,000
Intangible fixed assets	39,000,000	32,000,000	31,000,000
Investments & other assets	13,110,000,000	7,286,000,000	7,272,000,000
Total assets	15,697,000,000	9,946,000,000	10,225,000,000
Current liabilities	4,769,000,000	3,578,000,000	3,984,000,000
Fixed liabilities	114,000,000	88,000,000	199,000,000
Paid in capital	4,095,000,000	4,093,000,000	4,093,000,000
Capital reserves	4,121,000,000	4,121,000,000	4,122,000,000
Retained earnings (loss)	2,560,000,000	(2,032,000,000)	(2,276,000,000)
Valuation & adjustment	38,000,000	98,000,000	103,000,000
Total shareholders' equity	10,814,000,000	6,280,000,000	6,042,000,000
Total liabilities and net assets	15,697,000,000	9,946,000,000	10,225,000,000

**Note: (\*)**

Financial Highlights

**Income Statement**

<b>Currency</b>	: JPY
<b>Denomination</b>	: 1
<b>Financial Year Ending</b>	: March

Financial Highlights	2016 Annual	2017 Annual	2018 Annual
Turnover(*)	3,928,000,000	6,334,000,000	7,400,000,000
Profit (Loss) Before Tax(*)	(566,000,000)	(4,461,000,000)	(195,000,000)
Profit After Tax attributable to Shareholders(*)	(366,000,000)	(4,503,000,000)	(243,000,000)
Net sales/revenue	3,928,000,000	6,334,000,000	7,400,000,000
Cost of goods sold	3,354,000,000	5,426,000,000	6,334,000,000
Gross profit	574,000,000	908,000,000	1,066,000,000
Selling, general & administrative expenses	1,044,000,000	1,096,000,000	1,151,000,000

**DISCLAIMER** : This Report is **PRIVATE & CONFIDENTIAL** and it is prepared at the request of and for its use by the Subscriber only. The Subscriber shall use the contents of the Report merely as an aid to its business. Mira Inform Private Limited ("MIPL") has collated information/data in the Report, which have not been verified unless otherwise specifically mentioned in the Report. The Subscriber shall independently verify the accuracy and correctness of the information/data before in any way acting upon the same. MIPL shall not be liable for any harm, injury, loss or damage caused to the Subscriber due to default by the Subscriber's debtors/beneficiaries in fulfilling their obligations of any nature whatsoever. This Report or any of its portion shall not be used as a documentary evidence or otherwise before any investigative agencies or forum of law. This Report is confidential and proprietary to MIPL. The Subscriber and/or any other person(s) may not reproduce, publish or disclose any of the contents of the Report to others without the express authorization of MIPL. This Report is prepared and issued to the Subscriber without any risk, responsibility or liability on the part of MIPL or its officials.

**MITSUBISHI CHEMICAL MEDIA CO LTD - 525489**

**PAGE NO. : 12**

Operating profit (loss)	(470,000,000)	(188,000,000)	(85,000,000)
Non operating income	5,000,000	31,000,000	6,000,000
Non operating expenses	101,000,000	41,000,000	116,000,000
Ordinary profit (loss)	(566,000,000)	(198,000,000)	(195,000,000)
Special loss	-	4,263,000,000	-
Pretax profit (loss)	(566,000,000)	(4,461,000,000)	(195,000,000)
Provisions for taxes	(302,000,000)	(34,000,000)	(51,000,000)
Income taxes-deferred	102,000,000	76,000,000	99,000,000
Net profit (loss)	(366,000,000)	(4,503,000,000)	(243,000,000)

**Note: (\*)**

Financial Highlights

**Financial Ratios**

Financial Highlights	2016 Annual	2017 Annual	2018 Annual
<b>Growth %</b>			
Year-on-Year Growth	44.89	61.25	16.83
<b>Profitability</b>			
Profit Margin (%)	(9.32)	(71.09)	(3.28)
Return on Equity (%)	(3.38)	(71.70)	(4.02)
Return on Assets (%)	(2.33)	(45.27)	(2.38)
<b>Leverage</b>			
Total Debt Equity (Times)	0.45	0.58	0.69
Current Debt Equity (Times)	0.44	0.57	0.66
Long Term Debt to Equity	0.01	0.01	0.03
Total Asset To Total Equity	1.45	1.58	1.69
<b>Asset Management</b>			
Total Assets Turnover (Times)	0.25	0.64	0.72
Fixed Assets Turnover (Times)	0.29	0.83	0.98
<b>Liquidity</b>			
Current Ratio	0.46	0.65	0.67

**REPUTATION**

Reference checking for the purpose of establishing MITSUBISHI CHEMICAL MEDIA CO LTD's reputation within the respective industry failed to reveal any adverse information.

**NEGA-SCAN - ADVERSE DATA MONITORING**

**DISHONORED CHECKS**

**No Record Found**

**DEBT**

**No Record Found**

**CIVIL LITIGATION**

**No Record Found**

**DISCLAIMER** : This Report is **PRIVATE & CONFIDENTIAL** and it is prepared at the request of and for its use by the Subscriber only. The Subscriber shall use the contents of the Report merely as an aid to its business. Mira Inform Private Limited ("MIPL") has collated information/data in the Report, which have not been verified unless otherwise specifically mentioned in the Report. The Subscriber shall independently verify the accuracy and correctness of the information/data before in any way acting upon the same. MIPL shall not be liable for any harm, injury, loss or damage caused to the Subscriber due to default by the Subscriber's debtors/beneficiaries in fulfilling their obligations of any nature whatsoever. This Report or any of its portion shall not be used as a documentary evidence or otherwise before any investigative agencies or forum of law. This Report is confidential and proprietary to MIPL. The Subscriber and/or any other person(s) may not reproduce, publish or disclose any of the contents of the Report to others without the express authorization of MIPL. This Report is prepared and issued to the Subscriber without any risk, responsibility or liability on the part of MIPL or its officials.

**PERFORMANCE DEFAULTS**

**No Record Found**

**ADVERSE LOCAL MEDIA COVERAGE / ADVERSE FILING HISTORY**

**No Record Found**

## **PAYMENT TERMS**

### **Selling**

Type	Terms
Local	Cash on delivery (COD) Credit - Unsecured 30~60 days

### **Purchasing**

Type	Terms
Import	Letter of Credit (At-sight) Telegraphic Transfer (T/T) - Executed at time of transaction
Local	Credit - Unsecured 30~60 days Cash on delivery (COD)

## **BANK DETAILS**

**Bank Name** : MUFG BANK LTD  
**SWIFT Code** : BOTKJPJT

## **RELATED PARTIES (SUBSIDIARIES, JOINT-VENTURES & AFFILIATES)**

The following provides a summary of the number of businesses that are related to MITSUBISHI CHEMICAL MEDIA CO LTD:

TYPE	INTERNATIONAL						TOTAL
	Africa	Asia / Pacific	Europe	Middle-East	North America	South America	
Subsidiaries	-	-	-	-	-	-	-
Joint-Ventures	-	-	-	-	-	-	-
Minority shareholdings	-	-	-	-	-	-	-
Affiliates	-	4	1	-	1	-	6
Liaison / Representative Offices	-	-	-	-	-	-	-

**DISCLAIMER** : This Report is **PRIVATE & CONFIDENTIAL** and it is prepared at the request of and for its use by the Subscriber only. The Subscriber shall use the contents of the Report merely as an aid to its business. Mira Inform Private Limited ("MIPL") has collated information/data in the Report, which have not been verified unless otherwise specifically mentioned in the Report. The Subscriber shall independently verify the accuracy and correctness of the information/data before in any way acting upon the same. MIPL shall not be liable for any harm, injury, loss or damage caused to the Subscriber due to default by the Subscriber's debtors/beneficiaries in fulfilling their obligations of any nature whatsoever. This Report or any of its portion shall not be used as a documentary evidence or otherwise before any investigative agencies or forum of law. This Report is confidential and proprietary to MIPL. The Subscriber and/or any other person(s) may not reproduce, publish or disclose any of the contents of the Report to others without the express authorization of MIPL. This Report is prepared and issued to the Subscriber without any risk, responsibility or liability on the part of MIPL or its officials.

## **INTERNATIONAL**

**Business Entity Name** : **VERBATIM (HONG KONG) LTD**  
Country : Hong Kong  
Relationship : Affiliate  
Operational Address : Unit 3, 26FI CCT Telecom Bldg 11 Wo Shing St, Fo Tan Shatin, New Territories  
Primary Business Activity : Trader  
Industry : Electronic Products & Components

**Business Entity Name** : **VERBATIM (SHENZHEN) INTERNATIONAL TRADING CORP LTD**  
Country : China  
Relationship : Affiliate

**Business Entity Name** : **VERBATIM AMERICAS LLC**  
Country : USA  
Relationship : Affiliate  
Primary Business Activity : Manufacturer  
Industry : Lighting/Lamps & Accessories

**Business Entity Name** : **VERBATIM AUSTRALIA PTY LTD**  
Country : Australia  
Relationship : Affiliate  
Operational Address : Unit 6, 450-466 Princes Highway, Noble Park, VIC 3174  
Primary Business Activity : Manufacturer  
Industry : Computer & Information Products

**Business Entity Name** : **VERBATIM GMBH**  
Country : Germany  
Relationship : Affiliate

**Business Entity Name** : **VERBATIM MARKETING (SINGAPORE) PTE LTD**  
Country : Singapore  
Relationship : Affiliate  
Operational Address : Ruby Land Complex 54 Genting Lane #04-05 349562  
Primary Business Activity : Trader  
Industry : Computer & Information Products

## **SHAREHOLDERS**

Total number of shareholders : 1  
Total number of shares : 48,001

**Currency** : JPY - Japanese Yen

No.	Shareholders	Country	Shares Number	Amount (JPY)	%
-----	--------------	---------	------------------	--------------	---

**DISCLAIMER** : This Report is **PRIVATE & CONFIDENTIAL** and it is prepared at the request of and for its use by the Subscriber only. The Subscriber shall use the contents of the Report merely as an aid to its business. Mira Inform Private Limited ("MIPL") has collated information/data in the Report, which have not been verified unless otherwise specifically mentioned in the Report. The Subscriber shall independently verify the accuracy and correctness of the information/data before in any way acting upon the same. MIPL shall not be liable for any harm, injury, loss or damage caused to the Subscriber due to default by the Subscriber's debtors/beneficiaries in fulfilling their obligations of any nature whatsoever. This Report or any of its portion shall not be used as a documentary evidence or otherwise before any investigative agencies or forum of law. This Report is confidential and proprietary to MIPL. The Subscriber and/or any other person(s) may not reproduce, publish or disclose any of the contents of the Report to others without the express authorization of MIPL. This Report is prepared and issued to the Subscriber without any risk, responsibility or liability on the part of MIPL or its officials.

**MITSUBISHI CHEMICAL MEDIA CO LTD - 525489**

**PAGE NO. : 15**

1	MITSUBISHI CHEMICAL CORP	Japan	48,001	4,093,000,000.00	100.00
Total			48,001	4,093,000,000.00	100.00

**COMPANY DIRECTORS**

- 1  
Personal Unique Identifier : MI04481355  
Name : Mr. Hideharu Takeshima
- 2  
Personal Unique Identifier : MI04481387  
Name : Mr. Hideki Yabe
- 3  
Personal Unique Identifier : MI04481357  
Name : Mr. Hidetaka Yabe
- 4  
Personal Unique Identifier : MI04481349  
Name : Mr. Kanji Aikawa
- 5  
Personal Unique Identifier : MI04481352  
Name : Mr. Masahiro Taguchi
- 6  
Personal Unique Identifier : MI04481351  
Name : Mr. Naotaka Sugita
- 7  
Personal Unique Identifier : MI04481389  
Name : Mr. Ryuhei Sato
- 8  
Personal Unique Identifier : MI04481386  
Name : Mr. Shoji Aikawa

**INTERNATIONAL TRADE - ACTIVITY & MARKETS**

Country / Region	Estimated level of importance	Trading Activity
Asia / Pacific	Medium	Importing
Taiwan	Medium	Importing

**DISCLAIMER** : This Report is **PRIVATE & CONFIDENTIAL** and it is prepared at the request of and for its use by the Subscriber only. The Subscriber shall use the contents of the Report merely as an aid to its business. Mira Inform Private Limited ("MIPL") has collated information/data in the Report, which have not been verified unless otherwise specifically mentioned in the Report. The Subscriber shall independently verify the accuracy and correctness of the information/data before in any way acting upon the same. MIPL shall not be liable for any harm, injury, loss or damage caused to the Subscriber due to default by the Subscriber's debtors/beneficiaries in fulfilling their obligations of any nature whatsoever. This Report or any of its portion shall not be used as a documentary evidence or otherwise before any investigative agencies or forum of law. This Report is confidential and proprietary to MIPL. The Subscriber and/or any other person(s) may not reproduce, publish or disclose any of the contents of the Report to others without the express authorization of MIPL. This Report is prepared and issued to the Subscriber without any risk, responsibility or liability on the part of MIPL or its officials.

## **OVERSEAS SUPPLIERS**

Business Entity Name	Country
CMC MAGNETICS CORP	Taiwan
PHISON ELECTRONICS CORP	Taiwan
RITEK CORP	Taiwan

## **DOMESTIC SUPPLIERS**

Business Entity Name
MBI KK
MEDICAL COLLECTIVE INTELLIGENCE CO LTD
MITSUBISHI CHEMICAL CORP

## **OFFICE & FACILITIES**

The following information relates to the Business Entity's office as listed above:

<b>Name</b>	: <b>MITSUBISHI CHEMICAL MEDIA CO LTD - CHIYODA-KU, TOKYO</b>
Primary Use	: Office & Administration facilities
Address	: 3-20 Kanda-ogawa-machi, Chiyoda-ku, Tokyo 1010052
Country	: Japan
Status	: Operational

## **COMPANY HISTORY**

Date	Details
2017 - Mar	Split up to Mitsubishi Chemical Corporation

## **PREVIOUS CONTACT DETAILS**

Company	: 4-1-23 Shiba, Minato-ku, Tokyo 1080014
Address	
Date of Relocation	: 5 Nov, 2013

**FOREIGN EXCHANGE RATES**

Currency	Unit	Indian Rupees
US Dollar	1	INR 69.67
UK Pound	1	INR 89.40
Euro	1	INR 80.25
JPY	1	INR 0.63

**Note :** Above are approximate rates obtained from sources believed to be correct

**INFORMATION DETAILS**

<b>Analysis Done by :</b>	VIVR
<b>Report Prepared by :</b>	PRN

**DISCLAIMER :** This Report is **PRIVATE & CONFIDENTIAL** and it is prepared at the request of and for its use by the Subscriber only. The Subscriber shall use the contents of the Report merely as an aid to its business. Mira Inform Private Limited ("MIPL") has collated information/data in the Report, which have not been verified unless otherwise specifically mentioned in the Report. The Subscriber shall independently verify the accuracy and correctness of the information/data before in any way acting upon the same. MIPL shall not be liable for any harm, injury, loss or damage caused to the Subscriber due to default by the Subscriber's debtors/beneficiaries in fulfilling their obligations of any nature whatsoever. This Report or any of its portion shall not be used as a documentary evidence or otherwise before any investigative agencies or forum of law. This Report is confidential and proprietary to MIPL. The Subscriber and/or any other person(s) may not reproduce, publish or disclose any of the contents of the Report to others without the express authorization of MIPL. This Report is prepared and issued to the Subscriber without any risk, responsibility or liability on the part of MIPL or its officials.

**RATING EXPLANATIONS**

Credit Rating	Explanation	Rating Comments
A++	Minimum Risk	Business dealings permissible with minimum risk of default
A+	Low Risk	Business dealings permissible with low risk of default
A	Acceptable Risk	Business dealings permissible with moderate risk of default
B	Medium Risk	Business dealings permissible on a regular monitoring basis
C	Medium High Risk	Business dealings permissible preferably on secured basis
D	High Risk	Business dealing not recommended or on secured terms only
NB	New Business	No recommendation can be done due to business in infancy stage
NT	No Trace	No recommendation can be done as the business is not traceable

NB is stated where there is insufficient information to facilitate rating. However, it is not to be considered as unfavourable.

This score serves as a reference to assess SC's credit risk and to set the amount of credit to be extended. It is calculated from a composite of weighted scores obtained from each of the major sections of this report. The assessed factors are as follows:

- Financial condition covering various ratios
- Company background and operations size
- Promoters / Management background
- Payment record
- Litigation against the subject
- Industry scenario / competitor analysis
- Supplier / Customer / Banker review (wherever available)