

## MIRA INFORM REPORT

<b>Report No. :</b>	526501
<b>Report Date :</b>	23.08.2018

### IDENTIFICATION DETAILS

<b>Name :</b>	TORGY ATLANTIC LIMITED
<b>Formerly Known As :</b>	ATLANTIC SUPPORTS ENGINEERING LIMITED
<b>Registered Office :</b>	Sovereign House 155 High Street Aldershot GU11 1TT
<b>Country :</b>	United Kingdom
<b>Financials (as on) :</b>	31.12.2016
<b>Date of Incorporation :</b>	07.11.1997
<b>Com. Reg. No.:</b>	03462217
<b>Legal Form :</b>	Private limited with Share Capital
<b>Line of Business :</b>	<ul style="list-style-type: none"> <li>• Manufacture of other fabricated metal products n.e.c.</li> <li>• Design manufacture and distribution of pipe and cable support solutions to the petrochemical industry and custom moulding activities.</li> </ul>
<b>No. of Employees :</b>	11 (2016)

### RATING & COMMENTS

(Mira Inform has adopted New Rating mechanism w.e.f. 23<sup>rd</sup> January 2017)

<b>MIRA's Rating :</b>	C
------------------------	---

Credit Rating	Explanation	Rating Comments
C	Medium High Risk	Business dealings permissible preferably on secured basis

<b>Status :</b>	Moderate
<b>Payment Behaviour :</b>	Slow and delayed
<b>Litigation :</b>	Clear

**DISCLAIMER :** This Report is **PRIVATE & CONFIDENTIAL** and it is prepared at the request of and for its use by the Subscriber only. The Subscriber shall use the contents of the Report merely as an aid to its business. Mira Inform Private Limited ("MIPL") has collated information/data in the Report, which have not been verified unless otherwise specifically mentioned in the Report. The Subscriber shall independently verify the accuracy and correctness of the information/data before in any way acting upon the same. MIPL shall not be liable for any harm, injury, loss or damage caused to the Subscriber due to default by the Subscriber's debtors/beneficiaries in fulfilling their obligations of any nature whatsoever. This Report or any of its portion shall not be used as a documentary evidence or otherwise before any investigative agencies or forum of law. This Report is confidential and proprietary to MIPL. The Subscriber and/or any other person(s) may not reproduce, publish or disclose any of the contents of the Report to others without the express authorization of MIPL. This Report is prepared and issued to the Subscriber without any risk, responsibility or liability on the part of MIPL or its officials.

**NOTES :**

Any query related to this report can be made on e-mail : [infodept@mirainform.com](mailto:infodept@mirainform.com) while quoting report number, name and date.

**ECGC Country Risk Classification List**

Country Name	Previous Rating (31.12.2017)	Current Rating (01.04.2018)
United Kingdom	A1	A1

Risk Category	ECGC Classification
Insignificant	A1
Low Risk	A2
Moderately Low Risk	B1
Moderate Risk	B2
Moderately High Risk	C1
High Risk	C2
Very High Risk	D

**UNITED KINGDOM - ECONOMIC OVERVIEW**

The UK, a leading trading power and financial center, is the third largest economy in Europe after Germany and France. Agriculture is intensive, highly mechanized, and efficient by European standards, producing about 60% of food needs with less than 2% of the labor force. The UK has large coal, natural gas, and oil resources, but its oil and natural gas reserves are declining; the UK has been a net importer of energy since 2005. Services, particularly banking, insurance, and business services, are key drivers of British GDP growth. Manufacturing, meanwhile, has declined in importance but still accounts for about 10% of economic output.

In 2008, the global financial crisis hit the economy particularly hard, due to the importance of its financial sector. Falling home prices, high consumer debt, and the global economic slowdown compounded the UK's economic problems, pushing the economy into recession in the latter half of 2008 and prompting the then BROWN (Labour) government to implement a number of measures to stimulate the economy and stabilize the financial markets. Facing burgeoning public deficits and debt levels, in 2010 the then CAMERON-led coalition government (between Conservatives and Liberal Democrats) initiated an austerity program, which has continued under the Conservative government. However, the deficit still remains one of the highest in the G7, standing at 3.6% of GDP as of 2017, and the UK has pledged to lower its corporation tax from 20% to 17% by 2020. The UK had a debt burden of 90.4% GDP at the end of 2017.

The UK economy has begun to slow since the referendum vote to leave the EU in June 2016. A sustained depreciation of the British pound has increased consumer and producer prices, weighing on consumer spending without spurring a meaningful increase in exports. The UK has an extensive trade relationship with other EU members through its single market membership, and economic observers have warned the exit will jeopardize its position as the central location for European financial services. Prime Minister MAY is seeking a new "deep and special" trade relationship with the EU following the UK's exit. However, economists doubt that the UK will be able to preserve the benefits of EU membership without the obligations. The UK is expected to officially leave the EU by the end of March 2019.

Source : CIA

## **COMPANY NAME AND ADDRESS**

TORGY ATLANTIC LIMITED

SOVEREIGN HOUSE 155 HIGH STREET ALDERSHOT GU11 1TT

## **COMPANY NO.**

03462217

## **COMPANY STATUS**

Active - Accounts Filed

## **COMPANY SUMMARY**

Registered Address	SOVEREIGN HOUSE 155 HIGH STREET ALDERSHOT GU11 1TT
Trading Address	Sovereign House 155-157 High Street Aldershot Hampshire GU11 1TT  Unit 3 Llandough Industrial Estate Cardiff south Glamorgan, CF11 8RR
Website Address	<a href="http://www.torgy.no">http://www.torgy.no</a>
Telephone Number	-
Fax Number	-
TPS	-
FPS	Yes
Incorporation Date	07/11/1997
Previous Name	ATLANTIC SUPPORTS ENGINEERING LIMITED
Type	Private limited with Share Capital
FTSE Index	-

**DISCLAIMER** : This Report is **PRIVATE & CONFIDENTIAL** and it is prepared at the request of and for its use by the Subscriber only. The Subscriber shall use the contents of the Report merely as an aid to its business. Mira Inform Private Limited ("MIPL") has collated information/data in the Report, which have not been verified unless otherwise specifically mentioned in the Report. The Subscriber shall independently verify the accuracy and correctness of the information/data before in any way acting upon the same. MIPL shall not be liable for any harm, injury, loss or damage caused to the Subscriber due to default by the Subscriber's debtors/beneficiaries in fulfilling their obligations of any nature whatsoever. This Report or any of its portion shall not be used as a documentary evidence or otherwise before any investigative agencies or forum of law. This Report is confidential and proprietary to MIPL. The Subscriber and/or any other person(s) may not reproduce, publish or disclose any of the contents of the Report to others without the express authorization of MIPL. This Report is prepared and issued to the Subscriber without any risk, responsibility or liability on the part of MIPL or its officials.

**TORGY ATLANTIC LIMITED - 526501**

**PAGE NO. : 5**

Date of Change	22/10/2008
Filing Date of Accounts	05/10/2017
Currency	GBP
Share Capital	£2
SIC07	25990
Charity Number	-
SIC07 Description	MANUFACTURE OF OTHER FABRICATED METAL PRODUCTS N.E.C.
Principal Activity	Design manufacture and distribution of pipe and cable support solutions to the petrochemical industry and custom moulding activities.

**ADDITIONAL INFORMATION**

CCJ's	0 (£0)
No CCJ Information To Display	
Ultimate Holding Company	TORGY MEKANISKE INDUSTRI AS
Accountant	-
Mortgages	5
Group	2 companies
Linkages	0 companies
Countries	In 0 countries

**KEY FINANCIALS**

Year to Date	Turnover	Pre Tax Profit	Shareholder's Funds	Employees
31/12/2016	£3,610,436	£54,146	£259,135	11
31/12/2015	£2,966,889	£196,041	£204,989	9
31/12/2014	£1,697,300	-£167,084	£8,948	8

**MORTGAGE SUMMARY**

Total Mortgage	5
Outstanding	4
Satisfied	1

**TRADE DEBTORS / BAD DEBT SUMMARY**

Total Number of Documented Trade	0
Total Value of Documented Trade	£0

**DISCLAIMER** : This Report is **PRIVATE & CONFIDENTIAL** and it is prepared at the request of and for its use by the Subscriber only. The Subscriber shall use the contents of the Report merely as an aid to its business. Mira Inform Private Limited ("MIPL") has collated information/data in the Report, which have not been verified unless otherwise specifically mentioned in the Report. The Subscriber shall independently verify the accuracy and correctness of the information/data before in any way acting upon the same. MIPL shall not be liable for any harm, injury, loss or damage caused to the Subscriber due to default by the Subscriber's debtors/beneficiaries in fulfilling their obligations of any nature whatsoever. This Report or any of its portion shall not be used as a documentary evidence or otherwise before any investigative agencies or forum of law. This Report is confidential and proprietary to MIPL. The Subscriber and/or any other person(s) may not reproduce, publish or disclose any of the contents of the Report to others without the express authorization of MIPL. This Report is prepared and issued to the Subscriber without any risk, responsibility or liability on the part of MIPL or its officials.

## **COMMENTARY**

This company has made late payments on a high percentage of invoices.
The latest Balance Sheet indicates a positive net working capital position.
The latest cash balances are considered to be low in terms of the overall outstanding creditor obligations.
This company trades in an industry with a higher level of corporate failures.

## **CCJ**

Total Number of Exact CCJs -	0	Total Value of Exact CCJs -	
Total Number of Possible CCJs -	0	Total Value of Possible CCJs -	
Total Number of Satisfied CCJs -	0	Total Value of Satisfied CCJs -	
Total Number of Writs -	-		

Total Current Directors	2	Total Current Secretaries	1
Total Previous Directors / Company Secretaries	10	Total Person's With Significant Control	0

## **CURRENT DIRECTORS**

<b>Title</b>	Mr	<b>Function</b>	Director
<b>Name</b>	Phillip David Evans	<b>Nationality</b>	British
<b>Date of Birth</b>	02/1956	<b>Present Appointments</b>	5
<b>Latest Address</b>	Sovereign House, 155 High Street, Aldershot, Hampshire	<b>Appointment Date</b>	30/06/2003
<b>Post Code</b>	GU11 1TT		
<b>Other Actions</b>	<b>View Director Report</b>	<b>View Consumer Report</b>	<b>View AML Report</b>
	<b>View Trace Report</b>	<b>View Compliance Report</b>	
<b>Title</b>	Mr	<b>Function</b>	Director
<b>Name</b>	Sven Egil Halvorsen	<b>Nationality</b>	Norwegian
<b>Date of Birth</b>	01/1965	<b>Present Appointments</b>	1
<b>Latest Address</b>	Sovereign House, 155 High Street, Aldershot, Hampshire	<b>Appointment Date</b>	20/12/2006
<b>Post Code</b>	GU11 1TT		
<b>Other Actions</b>	<b>View Director Report</b>	<b>View Consumer Report</b>	<b>View AML Report</b>
	<b>View Trace Report</b>	<b>View Compliance Report</b>	








## **CURRENT COMPANY SECRETARY**

<b>Title</b>	Mr	<b>Function</b>	Company Secretary
<b>Name</b>	Phillip David Evans	<b>Nationality</b>	British
<b>Date of Birth</b>	02/1956	<b>Present Appointments</b>	13
<b>Latest Address</b>	Sovereign House, 155 High Street, Aldershot, Hampshire	<b>Appointment Date</b>	15/10/2003
<b>Post Code</b>	GU11 1TT		
<b>Other Actions</b>		<b>View Consumer Report</b>	<b>View Trace Report</b>
	<b>View Compliance Report</b>		

## **TOP SHAREHOLDERS**

Name	Currency	Share Count	Share Type	Nominal Value	% of Total Share Count
TORGY MEKANISKE INDUSTRI AS	GBP	2	ORDINARY	1	100
1					









## **PROFIT & LOSS**

	Date Of Accounts	31/12/16	(%)	31/12/15	(%)	31/12/14	(%)	31/12/13	(%)	31/12/12
	Weeks	52	(%)	52	(%)	52	(%)	52	(%)	52
	Currency	GBP	(%)	GBP	(%)	GBP	(%)	GBP	(%)	GBP
	Consolidated A/cs	N	(%)	N	(%)	N	(%)	N	(%)	N
	<b>Turnover</b>	<b>£3,610,436</b>	<b>21.7%</b>	<b>£2,966,889</b>	<b>74.8%</b>	<b>£1,697,300</b>	<b>27%</b>	<b>£1,336,809</b>	<b>-69.6%</b>	<b>£4,396,980</b>
	Export	-	-	-	-	£1,578,489	25.6%	£1,256,600	-70.5%	£4,265,071
	Cost of Sales	£3,162,134	57.5%	£2,008,272	51.8%	£1,323,394	42.8%	£927,001	-74.9%	£3,698,413
	Gross Profit	£448,302	-53.2%	£958,617	156.4%	£373,906	-8.8%	£409,808	-41.3%	£698,567
	Wages & Salaries	-	-	£374,046	6.2%	£352,226	11%	£317,354	12%	£283,321
	Directors Emoluments	-	-	£97,635	8.5%	£89,950	1.5%	£88,611	7.2%	£82,688
	<b>Operating Profit</b>	<b>£61,198</b>	<b>-69.7%</b>	<b>£201,787</b>	<b>223.8%</b>	<b>-£162,999</b>	<b>-</b>	<b>-</b>	<b>-</b>	<b>-</b>











**DISCLAIMER** : This Report is **PRIVATE & CONFIDENTIAL** and it is prepared at the request of and for its use by the Subscriber only. The Subscriber shall use the contents of the Report merely as an aid to its business. Mira Inform Private Limited ("MIPL") has collated information/data in the Report, which have not been verified unless otherwise specifically mentioned in the Report. The Subscriber shall independently verify the accuracy and correctness of the information/data before in any way acting upon the same. MIPL shall not be liable for any harm, injury, loss or damage caused to the Subscriber due to default by the Subscriber's debtors/beneficiaries in fulfilling their obligations of any nature whatsoever. This Report or any of its portion shall not be used as a documentary evidence or otherwise before any investigative agencies or forum of law. This Report is confidential and proprietary to MIPL. The Subscriber and/or any other person(s) may not reproduce, publish or disclose any of the contents of the Report to others without the express authorization of MIPL. This Report is prepared and issued to the Subscriber without any risk, responsibility or liability on the part of MIPL or its officials.

**TORGY ATLANTIC LIMITED - 526501**








**PAGE NO. : 8**

	Depreciation	£11,584	106.7 %	£5,603	487.3 %	£954	-	-	-	-
	Audit Fees	-	-	-	-	-	-	-	-	-
	Interest Payments	£4,052	- 29.5%	£5,746	40.7%	£4,085	-	-	-	-
	<b>Pre Tax Profit</b>	<b>£54,146</b>	<b>- 72.4%</b>	<b>£196,041</b>	<b>217.3 %</b>	<b>- £167,084</b>	<b>- 329.4 %</b>	<b>-£38,912</b>	<b>- 124.6 %</b>	<b>£158,048</b>
	Taxation	-	-	-	-	-	-	-	-	-
	Profit After Tax	£54,146	- 72.4%	£196,041	217.3 %	- £167,084	- 329.4 %	-£38,912	- 124.6 %	£158,048
	Dividends Payable	-	-	-	-	-	-	-	-	-
	<b>Retained Profit</b>	<b>£54,146</b>	<b>- 72.4%</b>	<b>£196,041</b>	<b>217.3 %</b>	<b>- £167,084</b>	<b>- 329.4 %</b>	<b>-£38,912</b>	<b>- 124.6 %</b>	<b>£158,048</b>






**BALANCE SHEET**

	Date Of Accounts	31/12/16	(%)	31/12/15	(%)	31/12/14	(%)	31/12/13	(%)	31/12/12
	Tangible Assets	£28,875	- 28.5%	£40,407	429.4 %	£7,632	-	0	-	0
	Intangible Assets	0	-	0	-	0	-	0	-	0
	<b>Total Fixed Assets</b>	<b>£28,875</b>	<b>- 28.5%</b>	<b>£40,407</b>	<b>429.4 %</b>	<b>£7,632</b>	<b>-</b>	<b>0</b>	<b>-</b>	<b>0</b>
	Stock	£136,596	- 78.9%	£648,186	390.7 %	£132,105	-0.3%	£132,444	1.2%	£130,896
	Trade Debtors	£1,162,022	88.2%	£617,453	47.7%	£418,163	59.2%	£262,642	-48%	£505,272
	Cash	£5,044	202.6 %	£1,667	- 82.5%	£9,505	719.4 %	£1,160	- 95.9%	£28,152
	Other Debtors	0	-	0	-100%	£45,331	23.8%	£36,625	117.9 %	£16,808
	Miscellaneous Current Assets	0	-	0	-	0	-	0	-	0
	<b>Total Current Assets</b>	<b>£1,303,662</b>	<b>2.9%</b>	<b>£1,267,306</b>	<b>109.4 %</b>	<b>£605,104</b>	<b>39.8%</b>	<b>£432,871</b>	<b>- 36.4%</b>	<b>£681,128</b>
	Trade Creditors	£1,073,402	-2.7%	£1,102,724	669.3 %	£143,349	2.3%	£140,073	8.4%	£129,183

**DISCLAIMER** : This Report is **PRIVATE & CONFIDENTIAL** and it is prepared at the request of and for its use by the Subscriber only. The Subscriber shall use the contents of the Report merely as an aid to its business. Mira Inform Private Limited ("MIPL") has collated information/data in the Report, which have not been verified unless otherwise specifically mentioned in the Report. The Subscriber shall independently verify the accuracy and correctness of the information/data before in any way acting upon the same. MIPL shall not be liable for any harm, injury, loss or damage caused to the Subscriber due to default by the Subscriber's debtors/beneficiaries in fulfilling their obligations of any nature whatsoever. This Report or any of its portion shall not be used as a documentary evidence or otherwise before any investigative agencies or forum of law. This Report is confidential and proprietary to MIPL. The Subscriber and/or any other person(s) may not reproduce, publish or disclose any of the contents of the Report to others without the express authorization of MIPL. This Report is prepared and issued to the Subscriber without any risk, responsibility or liability on the part of MIPL or its officials.

	Bank Loans & Overdrafts	0	-	0	-	0	-	0	-	0
	Other Short Term Finance	0	-	0	-100%	£401,796	422.4%	£76,914	-73.4%	£288,625
	Miscellaneous Current Liabilities	0	-	0	-100%	£58,643	47.2%	£39,852	-17.6%	£48,376
	<b>Total Current Liabilities</b>	<b>£1,073,402</b>	<b>-2.7%</b>	<b>£1,102,724</b>	<b>82.6%</b>	<b>£603,788</b>	<b>135.1%</b>	<b>£256,839</b>	<b>-44.9%</b>	<b>£466,184</b>
	Bank Loans & Overdrafts and LTL	0	-	0	-	0	-	0	-	0
	Other Long Term Finance	0	-	0	-	0	-	0	-	0
	<b>Total Long Term Liabilities</b>	<b>0</b>	<b>-</b>	<b>0</b>	<b>-</b>	<b>0</b>	<b>-</b>	<b>0</b>	<b>-</b>	<b>0</b>






## **CAPITAL & RESERVES**

	Date Of Accounts	31/12/16	(%)	31/12/15	(%)	31/12/14	(%)	31/12/13	(%)	31/12/12
	Called Up Share Capital	£2	-	£2	-	£2	-	£2	-	£2
	P & L Account Reserve	£259,133	26.4%	£204,987	999.9%	£8,946	-94.9%	£176,030	-18.1%	£214,942
	Revaluation Reserve	-	-	-	-	-	-	-	-	-
	Sundry Reserves	-	-	-	-	-	-	-	-	-
	Shareholder Funds	£259,135	26.4%	£204,989	999.9%	£8,948	-94.9%	£176,032	-18.1%	£214,944





## **OTHER FINANCIAL ITEMS**

	Date Of Accounts	31/12/16	(%)	31/12/15	(%)	31/12/14	(%)	31/12/13	(%)	31/12/12



**DISCLAIMER** : This Report is **PRIVATE & CONFIDENTIAL** and it is prepared at the request of and for its use by the Subscriber only. The Subscriber shall use the contents of the Report merely as an aid to its business. Mira Inform Private Limited ("MIPL") has collated information/data in the Report, which have not been verified unless otherwise specifically mentioned in the Report. The Subscriber shall independently verify the accuracy and correctness of the information/data before in any way acting upon the same. MIPL shall not be liable for any harm, injury, loss or damage caused to the Subscriber due to default by the Subscriber's debtors/beneficiaries in fulfilling their obligations of any nature whatsoever. This Report or any of its portion shall not be used as a documentary evidence or otherwise before any investigative agencies or forum of law. This Report is confidential and proprietary to MIPL. The Subscriber and/or any other person(s) may not reproduce, publish or disclose any of the contents of the Report to others without the express authorization of MIPL. This Report is prepared and issued to the Subscriber without any risk, responsibility or liability on the part of MIPL or its officials.

	Net Worth	£259,135	26.4 %	£204,989	999.9 %	£8,948	-94.9%	£176,032	-18.1 %	£214,944
	Working Capital	£230,260	39.9 %	£164,582	999.9 %	£1,316	-99.3%	£176,032	-18.1 %	£214,944
	Total Assets	£1,332,537	1.9%	£1,307,713	113.4 %	£612,736	41.6%	£432,871	-36.4 %	£681,128
	Total Liabilities	£1,073,402	-2.7%	£1,102,724	82.6%	£603,788	135.1 %	£256,839	-44.9 %	£466,184
	Net Assets	£259,135	26.4 %	£204,989	999.9 %	£8,948	-94.9%	£176,032	-18.1 %	£214,944

## CASH FLOW

	Date Of Accounts	31/12/16	(%)	31/12/15	(%)	31/12/14	(%)	31/12/13	(%)	31/12/12
	Net Cashflow from Operations	-	-	-	-	-	-	-	-	£19,451
	Net Cashflow before Financing	-	-	-	-	-	-	-	100%	£19,451
	Net Cashflow from Financing	-	-	-	-	-	-	-	-	-
	Increase in Cash	-	-	-	-	-	-	-	-	£19,451















## MISCELLANEOUS

	Date Of Accounts	31/12/16	(%)	31/12/15	(%)	31/12/14	(%)	31/12/13	(%)	31/12/12
	Contingent Liability	NO	-	NO	-	NO	-	NO	-	NO
	Capital Employed	£259,135	26.4 %	£204,989	999.9 %	£8,948	-94.9 %	£176,032	-18.1 %	£214,944
	Number of Employees	11	22.2 %	9	12.5%	8	-	8	-	8
	Accountants									
	Auditors									
	Auditor Comments	The company is exempt from audit								

**DISCLAIMER** : This Report is **PRIVATE & CONFIDENTIAL** and it is prepared at the request of and for its use by the Subscriber only. The Subscriber shall use the contents of the Report merely as an aid to its business. Mira Inform Private Limited ("MIPL") has collated information/data in the Report, which have not been verified unless otherwise specifically mentioned in the Report. The Subscriber shall independently verify the accuracy and correctness of the information/data before in any way acting upon the same. MIPL shall not be liable for any harm, injury, loss or damage caused to the Subscriber due to default by the Subscriber's debtors/beneficiaries in fulfilling their obligations of any nature whatsoever. This Report or any of its portion shall not be used as a documentary evidence or otherwise before any investigative agencies or forum of law. This Report is confidential and proprietary to MIPL. The Subscriber and/or any other person(s) may not reproduce, publish or disclose any of the contents of the Report to others without the express authorization of MIPL. This Report is prepared and issued to the Subscriber without any risk, responsibility or liability on the part of MIPL or its officials.

	Bankers	BARCLAYS BANK PLC
	Bank Branch Code	20-18-27

## **RATIOS**

	Date Of Accounts	31/12/16	31/12/15	31/12/14	31/12/13	31/12/12
	Pre-tax profit margin %	1.50	6.61	-9.84	-2.91	3.59
	Current ratio	1.21	1.15	1	1.69	1.46
	Sales/Net Working Capital	15.68	18.03	1289.74	7.59	20.46
	Gearing %	0	0	0	0	0
	Equity in %	19.40	15.70	1.50	40.70	31.60
	Creditor Days	108.21	135.29	30.74	38.14	10.69
	Debtor Days	117.15	75.75	89.67	71.51	41.82
	Liquidity/Acid Test	1.08	0.56	0.78	1.16	1.18
	Return On Capital Employed %	20.89	95.63	-1867.27	-22.10	73.52
	Return On Total Assets Employed %	4.06	14.99	-27.26	-8.98	23.20
	Current Debt Ratio	4.14	5.37	67.47	1.45	2.16
	Total Debt Ratio	4.14	5.37	67.47	1.45	2.16
	Stock Turnover Ratio %	3.78	21.84	7.78	9.90	2.97
	Return on Net Assets Employed %	20.89	95.63	-1867.27	-22.10	73.52

## **REPORT NOTES**

There are no notes to display.

## **STATUS HISTORY**

No Status History found

**DISCLAIMER** : This Report is **PRIVATE & CONFIDENTIAL** and it is prepared at the request of and for its use by the Subscriber only. The Subscriber shall use the contents of the Report merely as an aid to its business. Mira Inform Private Limited ("MIPL") has collated information/data in the Report, which have not been verified unless otherwise specifically mentioned in the Report. The Subscriber shall independently verify the accuracy and correctness of the information/data before in any way acting upon the same. MIPL shall not be liable for any harm, injury, loss or damage caused to the Subscriber due to default by the Subscriber's debtors/beneficiaries in fulfilling their obligations of any nature whatsoever. This Report or any of its portion shall not be used as a documentary evidence or otherwise before any investigative agencies or forum of law. This Report is confidential and proprietary to MIPL. The Subscriber and/or any other person(s) may not reproduce, publish or disclose any of the contents of the Report to others without the express authorization of MIPL. This Report is prepared and issued to the Subscriber without any risk, responsibility or liability on the part of MIPL or its officials.

## **EVENT HISTORY**

Date	Description
14/03/2018	Payment Data Update Received
12/11/2017	Confirmation Statement
25/10/2017	New Accounts Filed
25/10/2017	New Accounts Filed
15/09/2017	Payment Data Update Received
11/04/2017	Payment Data Update Received
07/01/2017	Annual Returns
04/12/2016	New Accounts Filed
04/12/2016	New Accounts Filed
21/09/2016	Payment Data Update Received
28/11/2015	New Accounts Filed
28/11/2015	New Accounts Filed
25/11/2015	Payment Data Update Received
14/11/2015	Annual Returns
01/05/2015	New Accounts Filed

## **PREVIOUS COMPANY NAMES**

Date	Previous Name
22/10/2008	ATLANTIC SUPPORTS ENGINEERING LIMITED
05/02/1998	ATLANTIC SUPPORT ENGINEERING LIMITED

## **WRIT DETAILS**

No writs found

## **STATISTICS**

<b>Group</b>	2 companies
<b>Linkages</b>	0 companies
<b>Countries</b>	In 0 countries

## **SUMMARY**

<b>Holding Company</b>	-
------------------------	---

**DISCLAIMER** : This Report is **PRIVATE & CONFIDENTIAL** and it is prepared at the request of and for its use by the Subscriber only. The Subscriber shall use the contents of the Report merely as an aid to its business. Mira Inform Private Limited ("MIPL") has collated information/data in the Report, which have not been verified unless otherwise specifically mentioned in the Report. The Subscriber shall independently verify the accuracy and correctness of the information/data before in any way acting upon the same. MIPL shall not be liable for any harm, injury, loss or damage caused to the Subscriber due to default by the Subscriber's debtors/beneficiaries in fulfilling their obligations of any nature whatsoever. This Report or any of its portion shall not be used as a documentary evidence or otherwise before any investigative agencies or forum of law. This Report is confidential and proprietary to MIPL. The Subscriber and/or any other person(s) may not reproduce, publish or disclose any of the contents of the Report to others without the express authorization of MIPL. This Report is prepared and issued to the Subscriber without any risk, responsibility or liability on the part of MIPL or its officials.

<b>Ownership Status</b>	Wholly Owned
<b>Ultimate Holding Company</b>	TORGY MEKANISKE INDUSTRI AS

## **GROUP STRUCTURE FULL**

Company Name	Registered Number	Latest Key Financials	Consol. Accounts	Turnover
TORGY MEKANISKE INDUSTRI AS	N/A	-	-	
<b>TORGY ATLANTIC LIMITED</b>	<b>03462217</b>	<b>31.12.2016</b>	<b>N</b>	<b>£3,610,436</b>

## **STATISTICS**

<b>Group</b>	2 companies
<b>Linkages</b>	0 companies
<b>Countries</b>	In 0 countries

## **MORTGAGE DETAILS**

<b>Mortgage Type:</b>			
<b>Date Charge Created:</b>	01/10/13		
<b>Date Charge Registered:</b>	07/10/13		
<b>Date Charge Satisfied:</b>	-		
<b>Status:</b>	OUTSTANDING		
<b>Person(s) Entitled:</b>	BARCLAYS BANK PLC;		
<b>Amount Secured:</b>			
<b>Details:</b>	CONTAINS FIXED CHARGE.		
<b>Mortgage Type:</b>	FIXED AND FLOATING CHARGE		
<b>Date Charge Created:</b>	23/01/02		
<b>Date Charge Registered:</b>	02/02/02		
<b>Date Charge Satisfied:</b>	-		
<b>Status:</b>	OUTSTANDING		
<b>Person(s) Entitled:</b>	FIRST NATIONAL INVOICE FINANCE LIMITED		
<b>Amount Secured:</b>	ALL MONIES DUE OR TO BECOME DUE FROM THE COMPANY TO THE CHARGEES UNDER THE TERMS OF THE AFOREMENTIONED INSTRUMENT CREATING OR EVIDENCING THE CHARGE		
<b>Details:</b>	BY WAY OF FIXED CHARGE ALL (A) SPECIFIED DEBTS BEING ANY BOOK DEBTS THE OWNERSHIP OF WHICH SHALL FAIL TO VEST ABSOLUTELY AND EFFECTIVELY IN THE SECURITY HOLDER FOR ANY REASON TOGETHER WITH THE RELATED RIGHTS (B) ALL OTHER DEBTS BEING ALL AMOUNTS OF INDEBTEDNESS NOW OR AT ANY TIME HEREAFTER		

	OWING OR BECOMING DUE TO THE COMPANY ON ANY ACCOUNT WHATSOEVER; BY WAY OF FLOATING CHARGE THE UNDERTAKING AND ALL THE PROPERTY RIGHTS AND ASSETS OF THE COMPANY.
--	--

<b>Mortgage Type:</b>	GUARANTEE & DEBENTURE
<b>Date Charge Created:</b>	28/02/01
<b>Date Charge Registered:</b>	07/03/01
<b>Date Charge Satisfied:</b>	-
<b>Status:</b>	OUTSTANDING
<b>Person(s) Entitled:</b>	BARCLAYS BANK PLC
<b>Amount Secured:</b>	ALL MONIES DUE OR TO BECOME DUE FROM THE COMPANY AND/OR ALL OR ANY OF THE OTHER COMPANIES NAMED THEREIN TO THE CHARGE ON ANY ACCOUNT WHATSOEVER
<b>Details:</b>	FIXED AND FLOATING CHARGES OVER THE UNDERTAKING AND ALL PROPERTY AND ASSETS PRESENT AND FUTURE INCLUDING GOODWILL BOOKDEBTS UNCALLED CAPITAL BUILDINGS FIXTURES FIXED PLANT AND MACHINERY
<b>Mortgage Type:</b>	GUARANTEE AND DEBENTURE
<b>Date Charge Created:</b>	27/03/00
<b>Date Charge Registered:</b>	12/04/00
<b>Date Charge Satisfied:</b>	-
<b>Status:</b>	OUTSTANDING
<b>Person(s) Entitled:</b>	BARCLAYS BANK PLC
<b>Amount Secured:</b>	ALL MONIES DUE OR TO BECOME DUE FROM THE COMPANY AND/OR ALL OR ANY OF THE OTHER COMPANIES NAMED THEREIN TO THE CHARGE ON ANY ACCOUNT WHATSOEVER
<b>Details:</b>	FIXED AND FLOATING CHARGES OVER THE UNDERTAKING AND ALL PROPERTY AND ASSETS PRESENT AND FUTURE INCLUDING GOODWILL BOOKDEBTS UNCALLED CAPITAL BUILDINGS FIXTURES FIXED PLANT AND MACHINERY

<b>Mortgage Type:</b>	DEBENTURE
<b>Date Charge Created:</b>	31/03/98
<b>Date Charge Registered:</b>	01/04/98
<b>Date Charge Satisfied:</b>	28/06/00
<b>Status:</b>	SATISFIED
<b>Person(s) Entitled:</b>	MIDLAND BANK PLC
<b>Amount Secured:</b>	ALL MONIES DUE OR TO BECOME DUE FROM THE COMPANY TO THE CHARGE ON ANY ACCOUNT WHATSOEVER
<b>Details:</b>	. FIXED AND FLOATING CHARGES OVER THE UNDERTAKING AND ALL PROPERTY AND ASSETS PRESENT AND FUTURE INCLUDING GOODWILL BOOKDEBTS UNCALLED CAPITAL BUILDINGS FIXTURES FIXED PLANT AND MACHINERY SEE THE MORTGAGE CHARGE DOCUMENT FOR FULL DETAILS

## **PREVIOUS DIRECTOR/COMPANY SECRETARIES**

Name	Current Active Appointments	Previous Appointments	Dissolved Companies
Alison Charlotte Hudson	0	7	14
Alison Charlotte Hudson	0	7	14
Richard Ennis Partridge	1	6	11
Ricky Courtney Hallett	0	5	6
David Rosser Hudson	0	4	4
David Rosser Hudson	2	1	1
Harald Mikkelsen	0	1	0
COMBINED SECRETARIAL SERVICES LIMITED	1	13183	45765
COMBINED SECRETARIAL SERVICES LIMITED	1	13183	45765
COMBINED NOMINEES LIMITED	0	6528	22826
Total Persons With Significant Control	0	Total Statements	1
Active	0	Active	1
Ceased	0	Ceased	0

## **ACTIVE PERSONS WITH SIGNIFICANT CONTROL**

No Active Persons With Significant Control To Display

## **CEASED PERSONS WITH SIGNIFICANT CONTROL**

No Ceased Persons With Significant Control To Display

## **ACTIVE STATEMENTS**

Statement	The company knows or has reasonable cause to believe that there is no registrable person or registrable relevant legal entity in relation to the company		
Notified On	07/11/2016		

## **CEASED STATEMENTS**

No Ceased Statements To Display

**DISCLAIMER** : This Report is **PRIVATE & CONFIDENTIAL** and it is prepared at the request of and for its use by the Subscriber only. The Subscriber shall use the contents of the Report merely as an aid to its business. Mira Inform Private Limited ("MIPL") has collated information/data in the Report, which have not been verified unless otherwise specifically mentioned in the Report. The Subscriber shall independently verify the accuracy and correctness of the information/data before in any way acting upon the same. MIPL shall not be liable for any harm, injury, loss or damage caused to the Subscriber due to default by the Subscriber's debtors/beneficiaries in fulfilling their obligations of any nature whatsoever. This Report or any of its portion shall not be used as a documentary evidence or otherwise before any investigative agencies or forum of law. This Report is confidential and proprietary to MIPL. The Subscriber and/or any other person(s) may not reproduce, publish or disclose any of the contents of the Report to others without the express authorization of MIPL. This Report is prepared and issued to the Subscriber without any risk, responsibility or liability on the part of MIPL or its officials.

**FOREIGN EXCHANGE RATES**

Currency	Unit	Indian Rupees
US Dollar	1	INR 69.67
UK Pound	1	INR 89.40
Euro	1	INR 80.25
GBP	1	INR 90.43

**Note :** Above are approximate rates obtained from sources believed to be correct

**INFORMATION DETAILS**

Analysis Done by :	NIY
Report Prepared by :	TRU

**DISCLAIMER :** This Report is **PRIVATE & CONFIDENTIAL** and it is prepared at the request of and for its use by the Subscriber only. The Subscriber shall use the contents of the Report merely as an aid to its business. Mira Inform Private Limited ("MIPL") has collated information/data in the Report, which have not been verified unless otherwise specifically mentioned in the Report. The Subscriber shall independently verify the accuracy and correctness of the information/data before in any way acting upon the same. MIPL shall not be liable for any harm, injury, loss or damage caused to the Subscriber due to default by the Subscriber's debtors/beneficiaries in fulfilling their obligations of any nature whatsoever. This Report or any of its portion shall not be used as a documentary evidence or otherwise before any investigative agencies or forum of law. This Report is confidential and proprietary to MIPL. The Subscriber and/or any other person(s) may not reproduce, publish or disclose any of the contents of the Report to others without the express authorization of MIPL. This Report is prepared and issued to the Subscriber without any risk, responsibility or liability on the part of MIPL or its officials.

**RATING EXPLANATIONS**

Credit Rating	Explanation	Rating Comments
A++	Minimum Risk	Business dealings permissible with minimum risk of default
A+	Low Risk	Business dealings permissible with low risk of default
A	Acceptable Risk	Business dealings permissible with moderate risk of default
B	Medium Risk	Business dealings permissible on a regular monitoring basis
C	Medium High Risk	Business dealings permissible preferably on secured basis
D	High Risk	Business dealing not recommended or on secured terms only
NB	New Business	No recommendation can be done due to business in infancy stage
NT	No Trace	No recommendation can be done as the business is not traceable

NB is stated where there is insufficient information to facilitate rating. However, it is not to be considered as unfavourable.

This score serves as a reference to assess SC's credit risk and to set the amount of credit to be extended. It is calculated from a composite of weighted scores obtained from each of the major sections of this report. The assessed factors are as follows:

- Financial condition covering various ratios
- Company background and operations size
- Promoters / Management background
- Payment record
- Litigation against the subject
- Industry scenario / competitor analysis
- Supplier / Customer / Banker review (wherever available)