

MIRA INFORM REPORT

| | |
|---------------|------------|
| Report No. : | 526450 |
| Report Date : | 24.08.2018 |

IDENTIFICATION DETAILS

| | |
|-------------------------|--|
| Name : | B & Q PLC |
| Formerly Known As : | B & Q (RETAIL) LIMITED |
| Registered Office : | B & Q House Chestnut Avenue, Chandlers Ford, Eastleigh, SO53 3LE |
| Country : | United Kingdom |
| Financials (as on) : | 31.01.2018 |
| Date of Incorporation : | 26.02.1970 |
| Com. Reg. No.: | 00973387 |
| Legal Form : | Public Limited with Share Capital |
| Line of Business : | Other Retail Sale in Non-Specialized Stores |
| No. of Employees : | 25490 [2018] |

RATING & COMMENTS

(Mira Inform has adopted New Rating mechanism w.e.f. 23rd January 2017)

| | |
|-----------------|----|
| MIRA's Rating : | A+ |
|-----------------|----|

| Credit Rating | Explanation | Rating Comments |
|---------------|-------------|--|
| A+ | Low Risk | Business dealings permissible with low risk of default |

| | |
|---------------------|-----------|
| Status : | Excellent |
| Payment Behaviour : | Regular |
| Litigation : | Exist |

NOTES :

DISCLAIMER : This Report is **PRIVATE & CONFIDENTIAL** and it is prepared at the request of and for its use by the Subscriber only. The Subscriber shall use the contents of the Report merely as an aid to its business. Mira Inform Private Limited ("MIPL") has collated information/data in the Report, which have not been verified unless otherwise specifically mentioned in the Report. The Subscriber shall independently verify the accuracy and correctness of the information/data before in any way acting upon the same. MIPL shall not be liable for any harm, injury, loss or damage caused to the Subscriber due to default by the Subscriber's debtors/beneficiaries in fulfilling their obligations of any nature whatsoever. This Report or any of its portion shall not be used as a documentary evidence or otherwise before any investigative agencies or forum of law. This Report is confidential and proprietary to MIPL. The Subscriber and/or any other person(s) may not reproduce, publish or disclose any of the contents of the Report to others without the express authorization of MIPL. This Report is prepared and issued to the Subscriber without any risk, responsibility or liability on the part of MIPL or its officials.

Any query related to this report can be made on e-mail : infodept@mirainform.com while quoting report number, name and date.

ECGC Country Risk Classification List

| Country Name | Previous Rating (31.12.2017) | Current Rating (01.04.2018) |
|----------------|---------------------------------|--------------------------------|
| United Kingdom | A1 | A1 |

| Risk Category | ECGC Classification |
|----------------------|---------------------|
| Insignificant | A1 |
| Low Risk | A2 |
| Moderately Low Risk | B1 |
| Moderate Risk | B2 |
| Moderately High Risk | C1 |
| High Risk | C2 |
| Very High Risk | D |

DISCLAIMER : This Report is **PRIVATE & CONFIDENTIAL** and it is prepared at the request of and for its use by the Subscriber only. The Subscriber shall use the contents of the Report merely as an aid to its business. Mira Inform Private Limited ("MIPL") has collated information/data in the Report, which have not been verified unless otherwise specifically mentioned in the Report. The Subscriber shall independently verify the accuracy and correctness of the information/data before in any way acting upon the same. MIPL shall not be liable for any harm, injury, loss or damage caused to the Subscriber due to default by the Subscriber's debtors/beneficiaries in fulfilling their obligations of any nature whatsoever. This Report or any of its portion shall not be used as a documentary evidence or otherwise before any investigative agencies or forum of law. This Report is confidential and proprietary to MIPL. The Subscriber and/or any other person(s) may not reproduce, publish or disclose any of the contents of the Report to others without the express authorization of MIPL. This Report is prepared and issued to the Subscriber without any risk, responsibility or liability on the part of MIPL or its officials.

UNITED KINGDOM - ECONOMIC OVERVIEW

The UK, a leading trading power and financial center, is the third largest economy in Europe after Germany and France. Agriculture is intensive, highly mechanized, and efficient by European standards, producing about 60% of food needs with less than 2% of the labor force. The UK has large coal, natural gas, and oil resources, but its oil and natural gas reserves are declining; the UK has been a net importer of energy since 2005. Services, particularly banking, insurance, and business services, are key drivers of British GDP growth. Manufacturing, meanwhile, has declined in importance but still accounts for about 10% of economic output.

In 2008, the global financial crisis hit the economy particularly hard, due to the importance of its financial sector. Falling home prices, high consumer debt, and the global economic slowdown compounded the UK's economic problems, pushing the economy into recession in the latter half of 2008 and prompting the then BROWN (Labour) government to implement a number of measures to stimulate the economy and stabilize the financial markets. Facing burgeoning public deficits and debt levels, in 2010 the then CAMERON-led coalition government (between Conservatives and Liberal Democrats) initiated an austerity program, which has continued under the Conservative government. However, the deficit still remains one of the highest in the G7, standing at 3.6% of GDP as of 2017, and the UK has pledged to lower its corporation tax from 20% to 17% by 2020. The UK had a debt burden of 90.4% GDP at the end of 2017.

The UK economy has begun to slow since the referendum vote to leave the EU in June 2016. A sustained depreciation of the British pound has increased consumer and producer prices, weighing on consumer spending without spurring a meaningful increase in exports. The UK has an extensive trade relationship with other EU members through its single market membership, and economic observers have warned the exit will jeopardize its position as the central location for European financial services. Prime Minister MAY is seeking a new "deep and special" trade relationship with the EU following the UK's exit. However, economists doubt that the UK will be able to preserve the benefits of EU membership without the obligations. The UK is expected to officially leave the EU by the end of March 2019.

Source : CIA

COMPANY SUMMARY

Registered Address

B & Q House Chestnut Avenue
Chandlers Ford
Eastleigh
SO53 3LE

Trading Address

B & Q House
Chestnut Avenue
Chandler's Ford
Eastleigh, Hampshire
SO53 3LE

| | |
|--------------------------------|---|
| Website Address | http://www.diy.com |
| Company Number | 00973387 |
| Telephone Number | 02085230333 |
| Fax Number | - |
| TPS | No |
| FPS | Yes |
| Incorporation Date | 26/02/1970 |
| Previous Name | B & Q (RETAIL) LIMITED |
| Type | Public Limited with Share Capital |
| FTSE Index | - |
| Date of Change | 01/09/1987 |
| Filing Date of Accounts | 13/07/2018 |
| Currency | GBP |
| Share Capital | £680,703,625 |
| SIC07 | 47190 |
| Charity Number | - |
| SIC07 Description | Other retail sale in non-specialized stores |
| Principal Activity | The retail of 'home improvement' products. T/O = Sales. |

ADDITIONAL INFORMATION

| | | | |
|--------------|------------------------------|--------|----------|
| CCJ's | 17 (£48,538) | | |
| 15/03/2018 | COUNTY COURT BUSINESS CENTRE | £2,261 | Judgment |
| 03/01/2018 | COUNTY COURT BUSINESS CENTRE | £477 | Judgment |
| 04/12/2017 | COUNTY COURT BUSINESS CENTRE | £56 | Judgment |

| | |
|---------------------------------|----------------|
| Ultimate Holding Company | KINGFISHER PLC |
| Accountant | - |
| Mortgages | 9 |
| Trade Debtors | - |

DISCLAIMER : This Report is **PRIVATE & CONFIDENTIAL** and it is prepared at the request of and for its use by the Subscriber only. The Subscriber shall use the contents of the Report merely as an aid to its business. Mira Inform Private Limited ("MIPL") has collated information/data in the Report, which have not been verified unless otherwise specifically mentioned in the Report. The Subscriber shall independently verify the accuracy and correctness of the information/data before in any way acting upon the same. MIPL shall not be liable for any harm, injury, loss or damage caused to the Subscriber due to default by the Subscriber's debtors/beneficiaries in fulfilling their obligations of any nature whatsoever. This Report or any of its portion shall not be used as a documentary evidence or otherwise before any investigative agencies or forum of law. This Report is confidential and proprietary to MIPL. The Subscriber and/or any other person(s) may not reproduce, publish or disclose any of the contents of the Report to others without the express authorization of MIPL. This Report is prepared and issued to the Subscriber without any risk, responsibility or liability on the part of MIPL or its officials.

| | |
|-----------|----------------|
| Group | 76 companies |
| Linkages | 31 companies |
| Countries | In 8 countries |

KEY FINANCIALS

| Year to Date | Turnover | Pre Tax Profit | Shareholder | Funds Employees |
|--------------|----------------|----------------|----------------|-----------------|
| 31.01.2018 | £3,386,000,000 | £205,000,000 | £4,754,800,000 | 25490 |
| 31.01.2017 | £3,582,800,000 | £229,100,000 | £4,647,200,000 | 27240 |
| 31.01.2016 | £3,704,000,000 | -£68,900,000 | £4,493,200,000 | 27963 |

MORTGAGE SUMMARY

| | |
|----------------|---|
| Total Mortgage | 9 |
| Outstanding | 2 |
| Satisfied | 7 |

TRADE DEBTORS / BAD DEBT SUMMARY

| | |
|----------------------------------|----------|
| Total Number of Documented Trade | 37 |
| Total Value of Documented Trade | £189,852 |

COMMENTARY

| |
|--|
| This company has been treated as a Large company. |
| This company's return on total assets employed ratio indicates a relatively efficient use of assets. |
| This company has only made late payments on a low percentage of invoices. |
| This company's ratio of total liabilities to total assets indicates the presence of strong equity funding. |

CCJ

| | | | |
|---------------------------------|----|--------------------------------|---------|
| Total Number of Exact CCJs - | 11 | Total Value of Exact CCJs - | £45,519 |
| Total Number of Possible CCJs - | 5 | Total Value of Possible CCJs - | £1,473 |

DISCLAIMER : This Report is **PRIVATE & CONFIDENTIAL** and it is prepared at the request of and for its use by the Subscriber only. The Subscriber shall use the contents of the Report merely as an aid to its business. Mira Inform Private Limited ("MIPL") has collated information/data in the Report, which have not been verified unless otherwise specifically mentioned in the Report. The Subscriber shall independently verify the accuracy and correctness of the information/data before in any way acting upon the same. MIPL shall not be liable for any harm, injury, loss or damage caused to the Subscriber due to default by the Subscriber's debtors/beneficiaries in fulfilling their obligations of any nature whatsoever. This Report or any of its portion shall not be used as a documentary evidence or otherwise before any investigative agencies or forum of law. This Report is confidential and proprietary to MIPL. The Subscriber and/or any other person(s) may not reproduce, publish or disclose any of the contents of the Report to others without the express authorization of MIPL. This Report is prepared and issued to the Subscriber without any risk, responsibility or liability on the part of MIPL or its officials.

| | | | |
|----------------------------------|---|---------------------------------|--------|
| Total Number of Satisfied CCJs - | 6 | Total Value of Satisfied CCJs - | £3,019 |
| Total Number of Writs - | - | | |

| | | | |
|--|----|---|---|
| Total Current Directors | 7 | Total Current Secretaries | 1 |
| Total Previous Directors / Company Secretaries | 84 | Total Person's With Significant Control | 2 |

CURRENT DIRECTORS

| | | | |
|-----------------------|---|-----------------------------|------------|
| Title | Mr | Function | Director |
| Name | Martin Brian Lee | Nationality | British |
| Date of Birth | 06/1967 | Present Appointments | 2 |
| Latest Address | B&q House Chestnut Avenue, Chandlers Ford, Eastleigh, Hampshire | Appointment Date | 01/01/2018 |
| Post Code | SO53 3LE | | |
| Title | Mrs | Function | Director |
| Name | Helena Joan Feltham | Nationality | British |
| Date of Birth | 05/1956 | Present Appointments | 18 |
| Latest Address | B&q House Chestnut Avenue, Chandlers Ford, Eastleigh, Hampshire | Appointment Date | 01/09/2015 |
| Post Code | SO53 3LE | | |
| Title | Dr | Function | Director |
| Name | Sandra Dembeck | Nationality | German |
| Date of Birth | 03/1974 | Present Appointments | 1 |
| Latest Address | B&q House Chestnut Avenue, Chandlers Ford, Eastleigh, Hampshire | Appointment Date | 01/09/2015 |
| Post Code | SO53 3LE | | |
| Title | Mr | Function | Director |
| Name | Christian Mazauric | Nationality | French |
| Date of Birth | 03/1969 | Present Appointments | 1 |
| Latest Address | B&q House Chestnut Avenue, Chandlers Ford, Eastleigh, Hampshire | Appointment Date | 01/07/2017 |
| Post Code | SO53 3LE | | |
| Title | Mr | Function | Director |
| Name | Paul Lewis White | Nationality | British |
| Date of Birth | 08/1976 | Present Appointments | 1 |
| Latest Address | B&q House Chestnut Avenue, Chandlers Ford, Eastleigh, Hampshire | Appointment Date | 01/08/2017 |
| Post Code | SO53 3LE | | |

DISCLAIMER : This Report is **PRIVATE & CONFIDENTIAL** and it is prepared at the request of and for its use by the Subscriber only. The Subscriber shall use the contents of the Report merely as an aid to its business. Mira Inform Private Limited ("MIPL") has collated information/data in the Report, which have not been verified unless otherwise specifically mentioned in the Report. The Subscriber shall independently verify the accuracy and correctness of the information/data before in any way acting upon the same. MIPL shall not be liable for any harm, injury, loss or damage caused to the Subscriber due to default by the Subscriber's debtors/beneficiaries in fulfilling their obligations of any nature whatsoever. This Report or any of its portion shall not be used as a documentary evidence or otherwise before any investigative agencies or forum of law. This Report is confidential and proprietary to MIPL. The Subscriber and/or any other person(s) may not reproduce, publish or disclose any of the contents of the Report to others without the express authorization of MIPL. This Report is prepared and issued to the Subscriber without any risk, responsibility or liability on the part of MIPL or its officials.

| | | | |
|-----------------------|---|-----------------------------|------------|
| Title | Mr | Function | Director |
| Name | Paul Grahame Crisp | Nationality | British |
| Date of Birth | 09/1967 | Present Appointments | 17 |
| Latest Address | B&q House Chestnut Avenue, Chandlers Ford, Eastleigh, Hampshire | Appointment Date | 02/10/2017 |
| Post Code | SO53 3LE | | |
| Title | Mrs | Function | Director |
| Name | Catherine Burge | Nationality | British |
| Date of Birth | 11/1964 | Present Appointments | 1 |
| Latest Address | B&q House Chestnut Avenue, Chandlers Ford, Eastleigh, Hampshire | Appointment Date | 01/10/2017 |
| Post Code | SO53 3LE | | |

CURRENT COMPANY SECRETARY

| | | | |
|-----------------------|--------------------------------------|-----------------------------|-------------------|
| Title | Mr | Function | Company Secretary |
| Name | Paul Moore | Nationality | |
| Date of Birth | - | Present Appointments | 1 |
| Latest Address | 3 Sheldon Square, Paddington, London | Appointment Date | 01/10/2017 |
| Post Code | W2 6PX | | |
















TOP SHAREHOLDERS

| Name | Currency | Share Count | Share Type | Nomin al Value | % of Total Share Count |
|---|----------|-------------|------------|----------------|------------------------|
| KINGFISHER INTERNATIONAL INVESTMENTS SASU | GBP | 678,420,375 | ORDINARY | 1 | 93.69 |
| KINGFISHER INTERNATIONAL INVESTMENTS SASU | GBP | 45,663,000 | ORDINARY 1 | 0.05 | 6.31 |
| KINGFISHER PLC | GBP | 1,000 | SPECIAL A | 0.05 | 0 |
| KINGFISHER PLC | GBP | 1,000 | SPECIAL | 0.05 | 0 |

PROFIT & LOSS









| Date Of Accounts | 31/01/18 | (%) | 31/01/17 | (%) | 31/01/16 | (%) | 31/01/15 | (%) | 01/02/14 |
|------------------|----------|-----|----------|-----|----------|-----|----------|-----|----------|
| | | | | | | | | | |

DISCLAIMER : This Report is **PRIVATE & CONFIDENTIAL** and it is prepared at the request of and for its use by the Subscriber only. The Subscriber shall use the contents of the Report merely as an aid to its business. Mira Inform Private Limited ("MIPL") has collated information/data in the Report, which have not been verified unless otherwise specifically mentioned in the Report. The Subscriber shall independently verify the accuracy and correctness of the information/data before in any way acting upon the same. MIPL shall not be liable for any harm, injury, loss or damage caused to the Subscriber due to default by the Subscriber's debtors/beneficiaries in fulfilling their obligations of any nature whatsoever. This Report or any of its portion shall not be used as a documentary evidence or otherwise before any investigative agencies or forum of law. This Report is confidential and proprietary to MIPL. The Subscriber and/or any other person(s) may not reproduce, publish or disclose any of the contents of the Report to others without the express authorization of MIPL. This Report is prepared and issued to the Subscriber without any risk, responsibility or liability on the part of MIPL or its officials.




| | Weeks | 52 | (%) | 52 | (%) | 52 | (%) | 52 | (%) | 52 |
|---|----------------------|-----------------------|--------|-----------------------|---------|-----------------------|---------|-----------------------|---------|-----------------------|
| | Currency | GBP | (%) | GBP | (%) | GBP | (%) | GBP | (%) | GBP |
| | Consolidated A/cs | N | (%) | N | (%) | N | (%) | N | (%) | N |
|  | Turnover | £3,386,000,000 | -5.5% | £3,582,800,000 | -3.3% | £3,704,000,000 | 1.1% | £3,664,000,000 | 2.1% | £3,589,500,000 |
|  | Export | - | - | - | - | - | - | - | - | - |
|  | Cost of Sales | £2,082,200,000 | -5.2% | £2,196,600,000 | -3% | £2,265,100,000 | 3.2% | £2,195,900,000 | 3.3% | £2,126,400,000 |
|  | Gross Profit | £1,303,800,000 | -5.9% | £1,386,200,000 | -3.7% | £1,438,900,000 | -2% | £1,468,100,000 | 0.3% | £1,463,100,000 |
|  | Wages & Salaries | £447,000,000 | -8.6% | £488,900,000 | -2.9% | £503,400,000 | 3.1% | £488,200,000 | 0.6% | £485,400,000 |
|  | Directors Emoluments | £3,300,000 | -23.3% | £4,300,000 | - | £4,300,000 | 16.2% | £3,700,000 | -36.2% | £5,800,000 |
|  | Operating Profit | £108,800,000 | -22.5% | £140,300,000 | 193.5% | - £150,000,000 | -798.2% | - £16,700,000 | -114.4% | £116,000,000 |
|  | Depreciation | £53,300,000 | -7.6% | £57,700,000 | -11.9% | £65,500,000 | -15.2% | £77,200,000 | -5.6% | £81,800,000 |
|  | Audit Fees | £200,000 | -33.3% | £300,000 | - | £300,000 | 50% | £200,000 | - | £200,000 |
|  | Interest Payments | £2,500,000 | -70.6% | £8,500,000 | 193.1% | £2,900,000 | -92.3% | £37,600,000 | 999.9% | £300,000 |
|  | Pre Tax Profit | £205,000,000 | -10.5% | £229,100,000 | 432.5% | - £68,900,000 | -451.5% | £19,600,000 | -85.9% | £138,600,000 |
|  | Taxation | -£40,800,000 | 14.6% | -£47,800,000 | -389.7% | £16,500,000 | 155% | -£30,000,000 | 8.8% | -£32,900,000 |
|  | Profit After Tax | £164,200,000 | -9.4% | £181,300,000 | 446% | -£52,400,000 | -403.8% | £10,400,000 | -109.8% | £105,700,000 |
|  | Dividends Payable | - | - | - | - | - | - | - | - | - |
|  | Retained Profit | £164,200,000 | -9.4% | £181,300,000 | 446% | - £52,400,000 | -403.8% | £10,400,000 | -109.8% | £105,700,000 |

DISCLAIMER : This Report is **PRIVATE & CONFIDENTIAL** and it is prepared at the request of and for its use by the Subscriber only. The Subscriber shall use the contents of the Report merely as an aid to its business. Mira Inform Private Limited ("MIPL") has collated information/data in the Report, which have not been verified unless otherwise specifically mentioned in the Report. The Subscriber shall independently verify the accuracy and correctness of the information/data before in any way acting upon the same. MIPL shall not be liable for any harm, injury, loss or damage caused to the Subscriber due to default by the Subscriber's debtors/beneficiaries in fulfilling their obligations of any nature whatsoever. This Report or any of its portion shall not be used as a documentary evidence or otherwise before any investigative agencies or forum of law. This Report is confidential and proprietary to MIPL. The Subscriber and/or any other person(s) may not reproduce, publish or disclose any of the contents of the Report to others without the express authorization of MIPL. This Report is prepared and issued to the Subscriber without any risk, responsibility or liability on the part of MIPL or its officials.






BALANCE SHEET

| | Date Of Accounts | 31/01/18 | (%) | 31/01/17 | (%) | 31/01/16 | (%) | 31/01/15 | (%) | 01/02/14 |
|---|------------------|-----------------------|---------------|-----------------------|---------------|-----------------------|--------------|-----------------------|---------------|-----------------------|
|  Tangible Assets | | £3,930,800,000 | 10.4% | £3,561,300,000 | 19.3% | £2,984,500,000 | -6.4% | £3,187,200,000 | 440.8% | £589,300,000 |
|  Intangible Assets | | 0 | - | 0 | - | 0 | - | 0 | - | 0 |
|  Total Fixed Assets | | £3,930,800,000 | 10.4% | £3,561,300,000 | 19.3% | £2,984,500,000 | -6.4% | £3,187,200,000 | 440.8% | £589,300,000 |
|  Stock | | £723,800,000 | 17.1% | £618,200,000 | -1% | £624,400,000 | -15% | £735,000,000 | 3.9% | £707,100,000 |
|  Trade Debtors | | £1,139,300,000 | 999.9% | £40,600,000 | 15.3% | £35,200,000 | -35.1% | £54,200,000 | -60% | £135,400,000 |
|  Cash | | 0 | - | 0 | -100% | £50,700,000 | -3.4% | £52,500,000 | -1.1% | £53,100,000 |
|  Other Debtors | | 0 | -100% | £1,551,200,000 | -22.1% | £1,992,100,000 | 30.8% | £1,523,100,000 | -60.4% | £3,846,200,000 |
|  Miscellaneous Current Assets | | £7,900,000 | -38.3% | £12,800,000 | -56.5% | £29,400,000 | 102.8% | £14,500,000 | - | 0 |
|  Total Current Assets | | £1,871,000,000 | -15.8% | £2,222,800,000 | -18.6% | £2,731,800,000 | 14.8% | £2,379,300,000 | -49.8% | £4,741,800,000 |
|  Trade Creditors | | £720,400,000 | -6.9% | £773,400,000 | 76.9% | £437,200,000 | -7.2% | £471,300,000 | -12.7% | £539,600,000 |
|  Bank Loans & Overdrafts | | 0 | -100% | £4,100,000 | - | 0 | - | 0 | - | 0 |
|  Other Short Term Finance | | £24,200,000 | 290.3% | £6,200,000 | -82.6% | £35,600,000 | 27.6% | £27,900,000 | -0.4% | £28,000,000 |
|  Miscellaneous Current Liabilities | | £41,900,000 | -35.6% | £65,100,000 | -77.1% | £284,100,000 | -1.5% | £288,500,000 | -15.3% | £340,700,000 |
|  Total Current | | £786,500,000 | -7.3% | £848,800,000 | 12.1% | £756,900,000 | -3.9% | £787,700,000 | -13.3% | £908,300,000 |

DISCLAIMER : This Report is **PRIVATE & CONFIDENTIAL** and it is prepared at the request of and for its use by the Subscriber only. The Subscriber shall use the contents of the Report merely as an aid to its business. Mira Inform Private Limited ("MIPL") has collated information/data in the Report, which have not been verified unless otherwise specifically mentioned in the Report. The Subscriber shall independently verify the accuracy and correctness of the information/data before in any way acting upon the same. MIPL shall not be liable for any harm, injury, loss or damage caused to the Subscriber due to default by the Subscriber's debtors/beneficiaries in fulfilling their obligations of any nature whatsoever. This Report or any of its portion shall not be used as a documentary evidence or otherwise before any investigative agencies or forum of law. This Report is confidential and proprietary to MIPL. The Subscriber and/or any other person(s) may not reproduce, publish or disclose any of the contents of the Report to others without the express authorization of MIPL. This Report is prepared and issued to the Subscriber without any risk, responsibility or liability on the part of MIPL or its officials.

| | Liabilities | | | | | | | | % | |
|---|------------------------------------|---------------------|----------------|---------------------|-----------------|---------------------|---------------|---------------------|---------------|--------------------|
|  | Bank Loans & Overdrafts and LTL | £260,500,000 | - 10.8 % | £292,200,000 | - 37.3 % | £466,200,000 | 94.3 % | £239,900,000 | 55.1 % | £36,900,000 |
|  | Other Long Term Finance | £16,400,000 | - 15.5 % | £19,400,000 | - 25.4 % | £26,000,000 | - 16.1 % | £31,000,000 | - | 0 |
|  | Total Long Term Liabilities | £260,500,000 | - 9.6 % | £288,100,000 | - 38.2 % | £466,200,000 | 94.3 % | £239,900,000 | 55.1 % | £36,900,000 |






CAPITAL & RESERVES

| | Date Of Accounts | 31/01/18 | (%) | 31/01/17 | (%) | 31/01/16 | (%) | 31/01/15 | (%) | 01/02/14 |
|---|--------------------------|-----------------------|--------------|-----------------------|--------------|-----------------------|-------------|-----------------------|--------------|-----------------------|
|  | Called Up Share Capital | £680,700,000 | - | £680,700,000 | - | £680,700,000 | - | £680,700,000 | - | £680,700,000 |
|  | P & L Account Reserve | £2,281,800,000 | 6.1 % | £2,151,100,000 | 7.8 % | £1,995,100,000 | - 2.2 % | £2,040,000,000 | 7% | £1,907,300,000 |
|  | Revaluation Reserve | - | - | - | - | - | - | - | - | - |
|  | Sundry Reserves | £1,792,300,000 | - 1.3 % | £1,815,400,000 | - 0.1 % | £1,817,400,000 | 0% | £1,818,200,000 | 1.1 % | £1,797,900,000 |
|  | Shareholder Funds | £4,754,800,000 | 2.3 % | £4,647,200,000 | 3.4 % | £4,493,200,000 | - 1% | £4,538,900,000 | 3.5 % | £4,385,900,000 |





OTHER FINANCIAL ITEMS

| | Date Of Accounts | 31/01/18 | (%) | 31/01/17 | (%) | 31/01/16 | (%) | 31/01/15 | (%) | 01/02/14 |
|--|------------------|----------|-----|----------|-----|----------|-----|----------|-----|----------|
|--|------------------|----------|-----|----------|-----|----------|-----|----------|-----|----------|



DISCLAIMER : This Report is **PRIVATE & CONFIDENTIAL** and it is prepared at the request of and for its use by the Subscriber only. The Subscriber shall use the contents of the Report merely as an aid to its business. Mira Inform Private Limited ("MIPL") has collated information/data in the Report, which have not been verified unless otherwise specifically mentioned in the Report. The Subscriber shall independently verify the accuracy and correctness of the information/data before in any way acting upon the same. MIPL shall not be liable for any harm, injury, loss or damage caused to the Subscriber due to default by the Subscriber's debtors/beneficiaries in fulfilling their obligations of any nature whatsoever. This Report or any of its portion shall not be used as a documentary evidence or otherwise before any investigative agencies or forum of law. This Report is confidential and proprietary to MIPL. The Subscriber and/or any other person(s) may not reproduce, publish or disclose any of the contents of the Report to others without the express authorization of MIPL. This Report is prepared and issued to the Subscriber without any risk, responsibility or liability on the part of MIPL or its officials.

| | | | | | | | | | | |
|---|-------------------|----------------|--------|----------------|--------|----------------|-------|----------------|--------|----------------|
|  | Net Worth | £4,754,800,000 | 2.3% | £4,647,200,000 | 3.4% | £4,493,200,000 | -1% | £4,538,900,000 | 3.5% | £4,385,900,000 |
|  | Working Capital | £1,084,500,000 | -21.1% | £1,374,000,000 | -30.4% | £1,974,900,000 | 24.1% | £1,591,600,000 | -58.5% | £3,833,500,000 |
|  | Total Assets | £5,801,800,000 | 0.3% | £5,784,100,000 | 1.2% | £5,716,300,000 | 2.7% | £5,566,500,000 | 4.4% | £5,331,100,000 |
|  | Total Liabilities | £1,047,000,000 | -7.9% | £1,136,900,000 | -7% | £1,223,100,000 | 19% | £1,027,600,000 | 8.7% | £945,200,000 |
|  | Net Assets | £4,754,800,000 | 2.3% | £4,647,200,000 | 3.4% | £4,493,200,000 | -1% | £4,538,900,000 | 3.5% | £4,385,900,000 |

CASH FLOW

| | Date Of Accounts | 31/01/18 | (%) | 31/01/17 | (%) | 31/01/16 | (%) | 31/01/15 | (%) | 01/02/14 |
|---|-------------------------------|----------|-----|----------|-----|----------|-----|----------|-----|----------|
|  | Net Cashflow from Operations | - | - | - | - | - | - | - | - | - |
|  | Net Cashflow before Financing | - | - | - | - | - | - | - | - | - |
|  | Net Cashflow from Financing | - | - | - | - | - | - | - | - | - |
|  | Increase in Cash | - | - | - | - | - | - | - | - | - |













MISCELLANEOUS

| | Date Of Accounts | 31/01/18 | (%) | 31/01/17 | (%) | 31/01/16 | (%) | 31/01/15 | (%) | 01/02/14 |
|---|----------------------|---|-------|----------------|-------|----------------|-------|----------------|-------|----------------|
| | Contingent Liability | NO | - | NO | - | NO | - | NO | - | NO |
|  | Capital Employed | £5,015,300,000 | 1.6% | £4,935,300,000 | -0.5% | £4,959,400,000 | 3.8% | £4,778,800,000 | 8% | £4,422,800,000 |
|  | Number of Employees | 25490 | -6.4% | 27240 | -2.6% | 27963 | -0.8% | 28176 | -4.1% | 29381 |
| | Accountants | | | | | | | | | |
| | Auditors | DELOITTE LLP | | | | | | | | |
| | Auditor | The audit report contains no adverse comments | | | | | | | | |

DISCLAIMER : This Report is **PRIVATE & CONFIDENTIAL** and it is prepared at the request of and for its use by the Subscriber only. The Subscriber shall use the contents of the Report merely as an aid to its business. Mira Inform Private Limited ("MIPL") has collated information/data in the Report, which have not been verified unless otherwise specifically mentioned in the Report. The Subscriber shall independently verify the accuracy and correctness of the information/data before in any way acting upon the same. MIPL shall not be liable for any harm, injury, loss or damage caused to the Subscriber due to default by the Subscriber's debtors/beneficiaries in fulfilling their obligations of any nature whatsoever. This Report or any of its portion shall not be used as a documentary evidence or otherwise before any investigative agencies or forum of law. This Report is confidential and proprietary to MIPL. The Subscriber and/or any other person(s) may not reproduce, publish or disclose any of the contents of the Report to others without the express authorization of MIPL. This Report is prepared and issued to the Subscriber without any risk, responsibility or liability on the part of MIPL or its officials.

| | | |
|--|------------------|---------------|
| | Comments | |
| | Bankers | HSBC BANK PLC |
| | Bank Branch Code | |

RATIOS

| | Date Of Accounts | 31/01/18 | 31/01/17 | 31/01/16 | 31/01/15 | 01/02/14 |
|---|-----------------------------------|----------|----------|----------|----------|----------|
|  | Pre-tax profit margin % | 6.05 | 6.39 | -1.86 | 0.53 | 3.86 |
|  | Current ratio | 2.38 | 2.62 | 3.61 | 3.02 | 5.22 |
|  | Sales/Net Working Capital | 3.12 | 2.61 | 1.88 | 2.30 | 0.94 |
|  | Gearing % | 5.50 | 6.30 | 10.40 | 5.30 | 0.80 |
|  | Equity in % | 82 | 80.30 | 78.60 | 81.50 | 82.30 |
|  | Creditor Days | 77.44 | 78.57 | 42.96 | 46.82 | 54.71 |
|  | Debtor Days | 122.47 | 4.12 | 3.45 | 5.38 | 13.73 |
|  | Liquidity/Acid Test | 1.45 | 1.89 | 2.78 | 2.08 | 4.44 |
|  | Return On Capital Employed % | 4.08 | 4.64 | -1.38 | 0.41 | 3.13 |
|  | Return On Total Assets Employed % | 3.53 | 3.96 | -1.20 | 0.35 | 2.59 |
|  | Current Debt Ratio | 0.16 | 0.18 | 0.16 | 0.17 | 0.20 |
|  | Total Debt Ratio | 0.22 | 0.24 | 0.27 | 0.22 | 0.21 |
|  | Stock Turnover Ratio % | 21.37 | 17.25 | 16.85 | 20.06 | 19.69 |
|  | Return on Net Assets Employed % | 4.31 | 4.92 | -1.53 | 0.43 | 3.16 |

Report Notes

There are no notes to display.

Status History

No Status History found

EVENT HISTORY

| Date | Description |
|------|-------------|
|------|-------------|

DISCLAIMER : This Report is **PRIVATE & CONFIDENTIAL** and it is prepared at the request of and for its use by the Subscriber only. The Subscriber shall use the contents of the Report merely as an aid to its business. Mira Inform Private Limited ("MIPL") has collated information/data in the Report, which have not been verified unless otherwise specifically mentioned in the Report. The Subscriber shall independently verify the accuracy and correctness of the information/data before in any way acting upon the same. MIPL shall not be liable for any harm, injury, loss or damage caused to the Subscriber due to default by the Subscriber's debtors/beneficiaries in fulfilling their obligations of any nature whatsoever. This Report or any of its portion shall not be used as a documentary evidence or otherwise before any investigative agencies or forum of law. This Report is confidential and proprietary to MIPL. The Subscriber and/or any other person(s) may not reproduce, publish or disclose any of the contents of the Report to others without the express authorization of MIPL. This Report is prepared and issued to the Subscriber without any risk, responsibility or liability on the part of MIPL or its officials.

| | |
|------------|---|
| 26/07/2018 | Payment Data Update Received |
| 25/07/2018 | New Accounts Filed |
| 25/07/2018 | New Accounts Filed |
| 28/06/2018 | Confirmation Statement |
| 06/04/2018 | Mr R. Sherwood has left the board |
| 04/01/2018 | New Board Member Mr M.B. Lee appointed |
| 09/11/2017 | New Company Secretary Mr P. Moore appointed |
| 26/10/2017 | New Board Member Mrs C. Burge appointed |
| 10/10/2017 | Ms S.J. Clifton has resigned as company secretary |
| 10/10/2017 | New Board Member Mr P.G. Crisp appointed |
| 04/09/2017 | Mr J. Lien has left the board |
| 07/08/2017 | New Board Member Mr P.L. White appointed |
| 31/07/2017 | New Accounts Filed |
| 31/07/2017 | New Accounts Filed |
| 05/07/2017 | New Board Member Mr C. Mazauric appointed |

PREVIOUS COMPANY NAMES

| Date | Previous Name |
|------------|------------------------|
| 01/09/1987 | B & Q (RETAIL) LIMITED |

WRIT DETAILS

| Date | Court | Plaintiff |
|------------|-----------------------------|--|
| 11/07/2016 | R C J - LONDON QUEENS BENCH | INFORMATION MANAGEMENT CONSULTANCY LTD |

STATISTICS

| | |
|-----------|----------------|
| Group | 76 companies |
| Linkages | 31 companies |
| Countries | In 8 countries |

SUMMARY

| | |
|--------------------------|----------------|
| Holding Company | - |
| Ownership Status | Wholly Owned |
| Ultimate Holding Company | KINGFISHER PLC |

DISCLAIMER : This Report is **PRIVATE & CONFIDENTIAL** and it is prepared at the request of and for its use by the Subscriber only. The Subscriber shall use the contents of the Report merely as an aid to its business. Mira Inform Private Limited ("MIPL") has collated information/data in the Report, which have not been verified unless otherwise specifically mentioned in the Report. The Subscriber shall independently verify the accuracy and correctness of the information/data before in any way acting upon the same. MIPL shall not be liable for any harm, injury, loss or damage caused to the Subscriber due to default by the Subscriber's debtors/beneficiaries in fulfilling their obligations of any nature whatsoever. This Report or any of its portion shall not be used as a documentary evidence or otherwise before any investigative agencies or forum of law. This Report is confidential and proprietary to MIPL. The Subscriber and/or any other person(s) may not reproduce, publish or disclose any of the contents of the Report to others without the express authorization of MIPL. This Report is prepared and issued to the Subscriber without any risk, responsibility or liability on the part of MIPL or its officials.

GROUP STRUCTUREFULL

| Company Name | Registered Number | Latest Key Financials | Consol. Accounts | Turnover |
|-----------------------------|-------------------|-----------------------|------------------|-----------------|
| ☐ KINGFISHER PLC | 01664812 | 31.01.2018 | Y | £11,655,000,000 |
| ☐ CASTORAMA POLSKA SP.ZO.O | N/A | - | - | |
| ┆ SHELDON POLAND INVES... | 08409745 | 31.01.2017 | N | £5,960,000 |
| ☐ CMW HOLDINGS (HK) CO LTD | N/A | - | - | |
| ┆ CMW (UK) LIMITED | 01299322 | 31.12.2016 | N | |
| ☐ KINGFISHER B.V. | 17028832 | 31.12.2016 | N | |
| ┆ KINGFISHER (PADDINGT... | 06468432 | 31.01.2017 | N | |
| ☐ KINGFISHER HOLDINGS B.V. | 34258819 | 31.01.2017 | N | |
| ┆ KINGFISHER UK LIMITED | 06468425 | 31.01.2017 | N | £2,616,000 |
| ☐ KINGFISHER HOLDINGS LI... | 09404258 | 31.01.2017 | N | £10,593,000 |
| ┆ HALCYON FINANCE LIMITED | 01808597 | 31.01.2017 | N | |
| ┆ KINGFISHER PENSION T... | 02082223 | 31.03.2017 | N | |
| ☐ SHELDON HOLDINGS LIM... | 02792411 | 31.01.2017 | N | |
| ☐ ZEUS LAND INVESTME... | 00601220 | 31.01.2017 | N | |
| ☐ KINGFISHER INTERN... | 02558762 | 31.01.2017 | N | |
| ┆ KINGFISHER INSU... | IE208317 | 31.01.2017 | N | €4,268,160 |
| ┆ KINGFISHER TMB LIM... | 03926623 | 31.01.2017 | N | |
| ┆ KINGFISHER INTERNA... | 09861549 | 31.01.2017 | N | £35,257,000 |
| ┆ KINGFISHER DIGITAL... | 10550984 | - | N | |
| ┆ B & Q IRELAND LIMITED | IE156844 | 31.01.2017 | N | €85,041,000 |
| ☐ B&Q PROPERTIES LIM... | 03885270 | 31.01.2017 | N | £36,368,000 |
| ┆ TRADE POINT LIMITED | 06466405 | 31.01.2017 | N | |
| ┆ B&Q PROPERTIES SO... | 07156522 | 31.01.2017 | N | |
| ┆ B&Q PROPERTIES CH... | 07347750 | 31.01.2017 | N | £685,000 |
| ┆ STREET CLUB LIMITED | 07594836 | 31.01.2017 | N | |
| ┆ B&Q PROPERTIES NU... | 05939756 | 31.01.2017 | N | £1,437,000 |
| ┆ B&Q PROPERTIES SW... | 07156385 | 31.01.2017 | N | |
| ┆ B&Q PROPERTIES CH... | 07156461 | 31.01.2017 | N | |

DISCLAIMER : This Report is **PRIVATE & CONFIDENTIAL** and it is prepared at the request of and for its use by the Subscriber only. The Subscriber shall use the contents of the Report merely as an aid to its business. Mira Inform Private Limited ("MIPL") has collated information/data in the Report, which have not been verified unless otherwise specifically mentioned in the Report. The Subscriber shall independently verify the accuracy and correctness of the information/data before in any way acting upon the same. MIPL shall not be liable for any harm, injury, loss or damage caused to the Subscriber due to default by the Subscriber's debtors/beneficiaries in fulfilling their obligations of any nature whatsoever. This Report or any of its portion shall not be used as a documentary evidence or otherwise before any investigative agencies or forum of law. This Report is confidential and proprietary to MIPL. The Subscriber and/or any other person(s) may not reproduce, publish or disclose any of the contents of the Report to others without the express authorization of MIPL. This Report is prepared and issued to the Subscriber without any risk, responsibility or liability on the part of MIPL or its officials.

| | | | | |
|---------------------------|-----------------|-------------------|----------|-----------------------|
| B&Q PROPERTIES WR... | 07347678 | 31.01.2017 | N | £295,000 |
| B&Q PROPERTIES SU... | 07594922 | 31.01.2017 | N | £1,331,000 |
| B&Q PROPERTIES FA... | 07595097 | 31.01.2017 | N | £749,000 |
| B&Q PROPERTIES WI... | 07595124 | 31.01.2017 | N | £50,000 |
| B&Q PROPERTIES NEW... | 03926734 | 31.01.2017 | N | |
| KINGFISHER FRANCE... | 04213347 | 31.01.2017 | N | |
| ALCEDO FINANCE LI... | 02518727 | 31.01.2017 | N | |
| KINGFISHER INTERNA... | 02589977 | 31.01.2003 | N | |
| MARTIN PECHEUR HOL... | IE517772 | 31.01.2017 | N | |
| SHELDON EURO INVE... | 07715090 | 31.01.2017 | N | |
| NEW ENGLAND PAINT... | 04056989 | 31.01.2017 | N | |
| PADDINGTON INVESTM... | IE554101 | 31.01.2017 | N | |
| KINGFISHER UK INVEST... | 06821341 | 31.01.2017 | N | |
| KINGFISHER GROUP L... | 04210923 | 31.01.2017 | N | |
| KINGFISHER PROPERTIE... | 07501852 | 31.01.2017 | N | £8,000 |
| EIJVOGEL FINANCE LI... | 02792015 | 31.01.2017 | N | |
| KINGFISHER INT INVESTM... | N/A | - | - | |
| B & Q PLC | 00973387 | 31.01.2018 | N | £3,386,000,000 |
| DICKENS LIMITED | 01732983 | 31.01.2017 | N | |
| KINGFISHER INFORMATI... | 02016021 | 31.01.2018 | N | £221,816,000 |
| KINGFISHER NOMINEES LI... | 01501676 | 31.01.2017 | N | |
| MARTIN PECHEUR INVESTM... | N/A | - | - | |
| SCREWFIX INVESTMENTS... | 06466412 | 31.01.2017 | N | |
| SCREWFIX DIRECT LI... | 03006378 | 31.01.2017 | N | £1,306,018,000 |
| ERBAUER (UK) LIMITED | 04243707 | 31.01.2017 | N | |
| NO NONSENSE LIMITED | 05813205 | 31.05.2017 | N | |
| FORGE STEEL LIMITED | 05813208 | 31.05.2017 | N | |
| TITAN POWER TOOLS... | 05813211 | 31.05.2017 | N | |
| EASYDRIVE (GB) LI... | 05813214 | 31.05.2017 | N | |
| SITE (UK) LIMITED | 05813215 | 31.05.2017 | N | |
| SCREWS LIMITED | 05813218 | 31.05.2017 | N | |
| WATERSMITH UK LIM... | 05939774 | 30.09.2017 | N | |

DISCLAIMER : This Report is **PRIVATE & CONFIDENTIAL** and it is prepared at the request of and for its use by the Subscriber only. The Subscriber shall use the contents of the Report merely as an aid to its business. Mira Inform Private Limited ("MIPL") has collated information/data in the Report, which have not been verified unless otherwise specifically mentioned in the Report. The Subscriber shall independently verify the accuracy and correctness of the information/data before in any way acting upon the same. MIPL shall not be liable for any harm, injury, loss or damage caused to the Subscriber due to default by the Subscriber's debtors/beneficiaries in fulfilling their obligations of any nature whatsoever. This Report or any of its portion shall not be used as a documentary evidence or otherwise before any investigative agencies or forum of law. This Report is confidential and proprietary to MIPL. The Subscriber and/or any other person(s) may not reproduce, publish or disclose any of the contents of the Report to others without the express authorization of MIPL. This Report is prepared and issued to the Subscriber without any risk, responsibility or liability on the part of MIPL or its officials.

| | | | | |
|---------------------------|----------|------------|---|-------------|
| SCREWFIX LIMITED | 06030990 | 31.12.2017 | N | |
| SFD LTD | 06035644 | 31.12.2017 | N | |
| POWERSMITH LIMITED | 06182952 | 31.03.2018 | N | |
| MORETTI (UK) LIMITED | 06182953 | 31.03.2018 | N | |
| ELECTRICFIX LIMITED | 06575433 | 30.04.2018 | N | |
| PLUMBFIX LIMITED | 06816417 | 28.02.2018 | N | |
| GEARED UP LIMITED | 07415039 | 31.10.2017 | N | |
| DIY EXPRESS LIMITED | 07778607 | 30.09.2017 | N | |
| LOCKE & CO LTD. | 07591461 | 30.04.2018 | N | |
| WILDBIRD INTERNATI... | 03257957 | 31.01.2017 | N | |
| BARGAIN BOB'S LIM... | 03593012 | 31.01.2017 | N | |
| SHELDON STERLING INV... | 04210919 | 31.01.2017 | N | £34,000,000 |
| MARTIN PECHEUR FINANCE... | N/A | - | - | |
| SHELDON EURO INVESTM... | 07721340 | 31.01.2017 | N | |
| MARTIN PECHEUR STERL... | 08298970 | 31.01.2017 | N | |
| PORTSWOOD INVESTMENT... | 08298962 | 31.01.2017 | N | |

OTHER LINKED COMPANIES

| Name | Number | Latest Key Financials | Turnover |
|--------------------------------------|-----------|-----------------------|----------------|
| KINGFISHER INTERNATIONAL INVESTMENTS | 493148837 | 31.01.2017 | |
| PORTSWOOD B.V. | B145830 | 31.12.2016 | |
| KINGFISHER INTERNATIONAL FINANCE SA | 449432672 | 31.03.2017 | |
| L'IMMOBILIERE CASTORAMA | 451671028 | 31.01.2017 | €131,084,520 |
| CASTORAMA FRANCE | 451678973 | 31.01.2017 | €2,900,280,873 |
| BRICO DEPOT | 451647903 | 31.01.2018 | €2,311,222,415 |
| EURO DEPOT IMMOBILIER | 451645295 | 31.01.2018 | €52,168,791 |
| CASTORAMA DUBOIS INVESTISSEMENTS | 316701416 | 31.01.2017 | |
| KINGFISHER B.V. | 33201700 | 15.09.2016 | |
| KINGFISHER FRANCE | 300500766 | 31.01.2017 | €18,707,259 |
| IMMOBILIERE DE L'EPINOY | 432724235 | 31.01.2018 | |
| CASTORAMA PARTENARIAT | 392092060 | 31.01.2017 | |
| CREALFI | 437604770 | 31.12.2003 | |
| KINGFISHER INTERNATIONAL HOLDINGS | 493155287 | 31.01.2018 | |
| KINGFISHER FRANCE SERVICES | 493155329 | 31.01.2018 | |

DISCLAIMER : This Report is **PRIVATE & CONFIDENTIAL** and it is prepared at the request of and for its use by the Subscriber only. The Subscriber shall use the contents of the Report merely as an aid to its business. Mira Inform Private Limited ("MIPL") has collated information/data in the Report, which have not been verified unless otherwise specifically mentioned in the Report. The Subscriber shall independently verify the accuracy and correctness of the information/data before in any way acting upon the same. MIPL shall not be liable for any harm, injury, loss or damage caused to the Subscriber due to default by the Subscriber's debtors/beneficiaries in fulfilling their obligations of any nature whatsoever. This Report or any of its portion shall not be used as a documentary evidence or otherwise before any investigative agencies or forum of law. This Report is confidential and proprietary to MIPL. The Subscriber and/or any other person(s) may not reproduce, publish or disclose any of the contents of the Report to others without the express authorization of MIPL. This Report is prepared and issued to the Subscriber without any risk, responsibility or liability on the part of MIPL or its officials.

B & Q PLC - 526450

PAGE NO. : 17

| | | | |
|--|-----------|------------|--|
| KF3 | 493155378 | 31.01.2018 | |
| SOCIETE COMMANDITEE DE CASTORAMA DUBOIS INVESTISSEMENTS - SO | 331290734 | 31.01.2017 | |
| HALCYON | 421185463 | 31.01.2017 | |
| MARTIN PECHEUR | 421185794 | 31.01.2017 | |
| PESCADOR | 421185927 | 31.01.2017 | |

EXACT CCJ DETAILS

| Date | Court | Amount | Status | Case Number | Date Paid |
|------------|-------------------------------------|---------|-----------|-------------|------------|
| 15/03/2018 | COUNTY COURT BUSINESS CENTRE | £2,261 | Judgment | E4QZ747G | - |
| 03/01/2018 | COUNTY COURT BUSINESS CENTRE | £477 | Judgment | D1QZ03NR | - |
| 04/12/2017 | COUNTY COURT BUSINESS CENTRE | £56 | Judgment | D7QZ5X6Y | - |
| 09/10/2017 | SHOREDITCH | £30,256 | Judgment | A54YP232 | - |
| 21/08/2017 | COUNTY COURT BUSINESS CENTRE | £325 | Judgment | D3QZ8J1C | - |
| 24/07/2017 | COUNTY COURT BUSINESS CENTRE | £1,100 | Satisfied | D3AT2D0N | 30/10/2017 |
| 18/04/2017 | COUNTY COURT MONEY CLAIMS CENTRE | £355 | Judgment | D00YJ853 | - |
| 27/01/2016 | COUNTY COURT BUSINESS CENTRE | £433 | Satisfied | B2QZ7P3F | 14/04/2016 |
| 12/10/2015 | COUNTY COURT BUSINESS CENTRE | £292 | Judgment | B5QZ8R68 | - |
| 25/07/2015 | COUNTY COURT BUSINESS CENTRE | £310 | Satisfied | B8QZ275J | 17/09/2015 |
| 18/02/2014 | NORTHAMPTON CCBC | £524 | Judgment | 3QZ76748 | - |
| 24/10/2013 | COUNTY COURT BUSINESS CENTRE | £789 | Satisfied | 3QZ32376 | 10/01/2016 |
| 15/04/2013 | NORTHAMPTON CCBC | £234 | Satisfied | 3QT30779 | 17/05/2013 |
| 13/02/2013 | COUNTY COURT BUSINESS CENTRE | £153 | Satisfied | 3QT09841 | 19/03/2013 |
| 06/12/2012 | NORTHAMPTON CCBC | £417 | Judgment | 2QT79614 | - |
| 24/10/2012 | NORTHAMPTON CCBC | £763 | Judgment | 2QZ24413 | - |
| 04/09/2012 | LAMBETH | £9,793 | Judgment | 9LB00992 | - |

POSSIBLE CCJS DETAILS

Possible CCJ matches show CCJs that may be matched to a company based on various criteria such as similar trading names or addresses. This data is provided for your information only as an aid to decision-making and does not affect a company's rating.

| Date | Court | Amount | Status | Case Number | Date Paid | Registered CCJ Details |
|------------|----------------------------------|--------|----------|-------------|-----------|--|
| 26/07/2017 | COUNTY COURT MONEY CLAIMS CENTRE | £768 | Judgment | D20YJ779 | - | B&Q PLC, FOSSETS DRIVE, SOUTHEND ON SEA, SS2 4DQ, SS2 4DQ, SS2 4DQ |

DISCLAIMER : This Report is **PRIVATE & CONFIDENTIAL** and it is prepared at the request of and for its use by the Subscriber only. The Subscriber shall use the contents of the Report merely as an aid to its business. Mira Inform Private Limited ("MIPL") has collated information/data in the Report, which have not been verified unless otherwise specifically mentioned in the Report. The Subscriber shall independently verify the accuracy and correctness of the information/data before in any way acting upon the same. MIPL shall not be liable for any harm, injury, loss or damage caused to the Subscriber due to default by the Subscriber's debtors/beneficiaries in fulfilling their obligations of any nature whatsoever. This Report or any of its portion shall not be used as a documentary evidence or otherwise before any investigative agencies or forum of law. This Report is confidential and proprietary to MIPL. The Subscriber and/or any other person(s) may not reproduce, publish or disclose any of the contents of the Report to others without the express authorization of MIPL. This Report is prepared and issued to the Subscriber without any risk, responsibility or liability on the part of MIPL or its officials.

| | | | | | | |
|------------|------------------------------|------|-----------|---------------|------------|---|
| 17/11/2016 | EDINBURGH | £45 | Judgment | EDI-SA2067-16 | - | B&Q PLC, 1 HERMISTON GAIT RETAIL PARK, EDINBURGH, EH11 4DG, EH11 4DG, EH11 4DG |
| 20/07/2015 | COUNTY COURT BUSINESS CENTRE | £432 | Judgment | B3QZ68K8 | - | B&Q, 3 SHELDON SQUARE, PADDINGTON, LONDON, W2 6PX, W2 6PX |
| 31/12/2014 | COUNTY COURT BUSINESS CENTRE | £197 | Satisfied | A2QZ398V | 19/02/2015 | B&Q, CASTLEFIELDS RETAIL PARK, LONDON RD, WELLINGBOROUGH, NN8 2DP, NN8 2DP |
| 09/09/2014 | COUNTY COURT BUSINESS CENTRE | £31 | Judgment | A9QZ0650 | - | B&Q, ARMSTRONG INDUSTRIAL ESTATE, WASHINGTON, TYNE AND WEAR, NE37 1LH, NE37 1LH |

MORTGAGE DETAILS

| | |
|--------------------------------|---|
| Mortgage Type: | LEGAL CHARGE |
| Date Charge Created: | 15/11/02 |
| Date Charge Registered: | 16/11/02 |
| Date Charge Satisfied: | 05/02/03 |
| Status: | SATISFIED |
| Person(s) Entitled: | MALCOLM JAMES WILLIAMS |
| Amount Secured: | £540,000 AND ALL MONIES DUE OR TO BECOME DUE FROM THE COMPANY TO THE CHARGE |
| Details: | THE F/H LAND IN THE VICINITY OF FRITH STREET WIGAN T/NOS GM409909 AND GM410419 TOGETHER WITH ALL BUILDINGS THEREON |
| Mortgage Type: | LEGAL CHARGE |
| Date Charge Created: | 15/11/02 |
| Date Charge Registered: | 16/11/02 |
| Date Charge Satisfied: | 05/02/03 |
| Status: | SATISFIED |
| Person(s) Entitled: | MICHAEL STUART JAMES AND JOANNE MICHELLE JAMES ASTRUSTEES OF THE JAMES INDUSTRIAL LIMITED RETIRE |
| Amount Secured: | £2,350,000 DUE OR TO BECOME DUE FROM THE COMPANY TO THE CHARGE |
| Details: | THE F/H LAND IN THE VICINITY OF FRITH STREET WIGAN T/NOS GM481208 (PART), GM464755, GM335007, GM289493, GM418041 AND GM421817 TOGETHER WITH ALL BUILDINGS THEREON |
| Mortgage Type: | STANDARD SECURITY WHICH WAS PRESENTED FOR REGISTRATION IN SCOTLAND ON THE 7TH JULY 1999 |
| Date Charge Created: | 21/11/97 |
| Date Charge Registered: | 14/07/99 |
| Date Charge Satisfied: | - |

DISCLAIMER : This Report is **PRIVATE & CONFIDENTIAL** and it is prepared at the request of and for its use by the Subscriber only. The Subscriber shall use the contents of the Report merely as an aid to its business. Mira Inform Private Limited ("MIPL") has collated information/data in the Report, which have not been verified unless otherwise specifically mentioned in the Report. The Subscriber shall independently verify the accuracy and correctness of the information/data before in any way acting upon the same. MIPL shall not be liable for any harm, injury, loss or damage caused to the Subscriber due to default by the Subscriber's debtors/beneficiaries in fulfilling their obligations of any nature whatsoever. This Report or any of its portion shall not be used as a documentary evidence or otherwise before any investigative agencies or forum of law. This Report is confidential and proprietary to MIPL. The Subscriber and/or any other person(s) may not reproduce, publish or disclose any of the contents of the Report to others without the express authorization of MIPL. This Report is prepared and issued to the Subscriber without any risk, responsibility or liability on the part of MIPL or its officials.

| | | | |
|--------------------------------|--|--|--|
| Status: | OUTSTANDING | | |
| Person(s) Entitled: | COLIN RODNEY BUCHANAN ANTHO | | |
| Amount Secured: | SUCH SUM AS MAY BE DETERMINED IN ACCORDANCE WITH CLAUSE 8 OF THE MISSIVES DATED 18TH AND 19TH NOVEMBER 1999 DUE FROM THE COMPANY TO THE CHARGEES | | |
| Details: | RETAIL WAREHOUSE LAMONT PLACE IRVINE | | |
| Mortgage Type: | STANDARD SECURITY WHICH WAS PRESENTED FOR REGISTRATION IN SCOTLAND ON THE 7TH JULY 1999 | | |
| Date Charge Created: | 21/11/97 | | |
| Date Charge Registered: | 14/07/99 | | |
| Date Charge Satisfied: | - | | |
| Status: | OUTSTANDING | | |
| Person(s) Entitled: | NY JOHN WATERLOW | | |
| Amount Secured: | SUCH SUM AS MAY BE DETERMINED IN ACCORDANCE WITH CLAUSE 8 OF THE MISSIVES DATED 18TH AND 19TH NOVEMBER 1999 DUE FROM THE COMPANY TO THE CHARGEES | | |
| Details: | RETAIL WAREHOUSE LAMONT PLACE IRVINE | | |
| Mortgage Type: | LEGAL CHARGE | | |
| Date Charge Created: | 19/11/92 | | |
| Date Charge Registered: | 01/12/92 | | |
| Date Charge Satisfied: | - | | |
| Status: | OUTSTANDING | | |
| Person(s) Entitled: | J SAINSBURY PLC | | |
| Amount Secured: | £772000 DUE FROM THE COMPANY TO THE CHARGEES | | |
| Details: | F/H LAND AND PREMISES AT RHUDDLAN ROAD RHYL CLWYD | | |
| Mortgage Type: | LEGAL CHARGE | | |
| Date Charge Created: | 17/10/80 | | |
| Date Charge Registered: | 22/10/80 | | |
| Date Charge Satisfied: | 22/10/80 | | |
| Status: | SATISFIED | | |
| Person(s) Entitled: | LLOYDS BANK PLC | | |
| Amount Secured: | ALL MONIES DUE OR TO BECOME DUE FROM THE COMPANY TO THE CHARGEES ON ANY ACCOUNT WHATSOEVER | | |
| Details: | F/H 116 CRAYFORD ROAD, CRAYFORD. (FORMERLY CRAYFORD GARAGE, ROVER ROAD, CRAYFORD) TITLE NO: P 48787 | | |
| Mortgage Type: | LEGAL CHARGE | | |
| Date Charge Created: | 17/10/80 | | |
| Date Charge Registered: | 22/10/80 | | |
| Date Charge Satisfied: | 22/10/80 | | |
| Status: | SATISFIED | | |
| Person(s) Entitled: | LLOYDS BANK PLC | | |
| Amount Secured: | ALL MONIES DUE OR TO BECOME DUE FROM THE COMPANY TO THE CHARGEES ON ANY ACCOUNT WHATSOEVER | | |
| Details: | L/H UNITS 3-8, WATLING STREET, INDUSTRIAL ESTATE, TAMWORTH, STAFFORDSHIRE. | | |
| Mortgage Type: | MORTGAGE | | |
| Date Charge Created: | 30/04/80 | | |

B & Q PLC - 526450

PAGE NO. : 20

| | | | |
|--------------------------------|---|--|--|
| Date Charge Registered: | 06/05/80 | | |
| Date Charge Satisfied: | 06/05/80 | | |
| Status: | SATISFIED | | |
| Person(s) Entitled: | LLOYDS BANK PLC | | |
| Amount Secured: | ALL MONIES DUE OR TO BECOME DUE FROM THE COMPANY TO THE CHARGEES ON ANY ACCOUNT WHATSOEVER | | |
| Details: | F/H B & Q SUPERCENTRE CORNER OF LONG LANE, AND FELDON LANE, HALESOWEN BLACKHEATH, WARLEY, WORCESTERSHIRE. TITLE NO. WM 181955 | | |
| Mortgage Type: | MORTGAGE | | |
| Date Charge Created: | 30/04/80 | | |
| Date Charge Registered: | 06/05/80 | | |
| Date Charge Satisfied: | 06/05/80 | | |
| Status: | SATISFIED | | |
| Person(s) Entitled: | LLOYDS BANK PLC | | |
| Amount Secured: | ALL MONIES DUE OR TO BECOME DUE FROM THE COMPANY TO THE CHARGEES ON ANY ACCOUNT WHATSOEVER | | |
| Details: | F/H THE TOP RANK CLUB, NORWOOD ROAD, NORWOOD TITLE NO. SGL 248596. | | |
| Mortgage Type: | MORTGAGE | | |
| Date Charge Created: | 23/04/80 | | |
| Date Charge Registered: | 28/04/80 | | |
| Date Charge Satisfied: | 28/04/80 | | |
| Status: | SATISFIED | | |
| Person(s) Entitled: | LLOYDS BANK PLC | | |
| Amount Secured: | ALL MONIES DUE OR TO BECOME DUE FROM THE COMPANY TO THE CHARGEES ON ANY ACCOUNT WHATSOEVER | | |
| Details: | F/H PROPERTY KNOWN AS 121-131 (ODD NOS) INCLUSIVE AMERSHAM RD HIGH WYCOMBE BUCKS | | |

CREDITOR DETAILS

| | Total Number | Total Value |
|------------------|---------------------|--------------------|
| Trade Creditors | 0 | - |
| No Creditor Data | | |

TRADE DEBTORS / BAD DEBT DETAIL

| | Total Number of Documented Trade | Total Value of Documented Trade | |
|-------------------------------|---|--|--|
| Trade Debtors | 37 | £189,852 | |
| Company Name | Amount | Statement Date | |
| Carlton Industries UK Limited | £126,453 | 04/05/2010 | |
| Stephens Roofing Ltd | £26,127 | 22/09/2015 | |

DISCLAIMER : This Report is **PRIVATE & CONFIDENTIAL** and it is prepared at the request of and for its use by the Subscriber only. The Subscriber shall use the contents of the Report merely as an aid to its business. Mira Inform Private Limited ("MIPL") has collated information/data in the Report, which have not been verified unless otherwise specifically mentioned in the Report. The Subscriber shall independently verify the accuracy and correctness of the information/data before in any way acting upon the same. MIPL shall not be liable for any harm, injury, loss or damage caused to the Subscriber due to default by the Subscriber's debtors/beneficiaries in fulfilling their obligations of any nature whatsoever. This Report or any of its portion shall not be used as a documentary evidence or otherwise before any investigative agencies or forum of law. This Report is confidential and proprietary to MIPL. The Subscriber and/or any other person(s) may not reproduce, publish or disclose any of the contents of the Report to others without the express authorization of MIPL. This Report is prepared and issued to the Subscriber without any risk, responsibility or liability on the part of MIPL or its officials.

| | | |
|--|--------|------------|
| Total D C C Group Ltd | £5,521 | 17/12/2015 |
| Sleetree Limited | £4,309 | 31/01/2011 |
| Farina Signs Limited | £3,982 | 29/04/2015 |
| Metropolis Maintenance Services Ltd | £2,022 | 07/02/2012 |
| Melley & Dalton Ltd | £1,918 | 15/12/2010 |
| M K Services (Bolton) Limited | £1,890 | 15/12/2011 |
| Duel Services (UK) Limited | £1,630 | 15/09/2016 |
| N S T Services Limited | £1,500 | 12/11/2009 |
| Voucher Central Ltd | £1,430 | 07/06/2013 |
| Action Group Northern Limited | £1,246 | 23/07/2015 |
| Hallmark Design & Shopfitting Ltd | £1,186 | 25/11/2016 |
| Grisedale Contractors Limited | £1,131 | 02/02/2015 |
| M G Partitions & Suspended Ceilings Ltd | £1,113 | 05/07/2011 |
| Sterling Power Group Limited | £1,012 | 16/01/2018 |
| D & K Hoardings And Partitions Ltd | £851 | 20/12/2012 |
| Artsign Limited | £792 | 04/04/2018 |
| Chelford Construction Limited | £580 | 16/05/2018 |
| B49 Limited | £568 | 18/07/2016 |
| The Panto Company Limited | £550 | 02/02/2011 |
| J & E Regan (Builders & Contractors) Limited | £470 | 20/07/2010 |
| P G Interiors Limited | £445 | 30/06/2014 |
| Home Enhancements (N.W) Ltd | £427 | 01/04/2011 |
| C N S Carpets Ltd | £376 | 17/08/2012 |
| Spencers Of Havant Limited | £346 | 04/08/2014 |
| M V C Building Services Ltd | £300 | 20/08/2012 |
| Knight & Thomas Electrical Ltd | £295 | 29/11/2010 |
| Mont Blanc Industri UK Limited | £233 | 18/11/2013 |
| Grisedale Environmental Solutions Limited | £191 | 08/10/2015 |
| Blue Flag Ltd | £189 | 23/08/2010 |
| A M A Austin Limited | £179 | 01/09/2011 |
| Fibreglow (UK) Limited | £140 | 07/09/2011 |
| Steve Brown Site Services Limited | £129 | 22/04/2010 |
| William Woodsend Limited | £108 | 24/02/2012 |
| The Lincolnshire Kitchen Company Ltd | £108 | 22/02/2011 |
| M J C Building Construction Limited | £105 | 07/05/2010 |

PREVIOUS DIRECTOR/COMPANY SECRETARIES

| Name | Current Active Appointments | Previous Appointments | Dissolved Companies |
|--------------------------|-----------------------------|-----------------------|---------------------|
| Michael Lindhart Loeve | 0 | 16 | 0 |
| Alexandre Chabry | 0 | 1 | 0 |
| David Lowther | 0 | 3 | 0 |
| John Albert Louis Fisher | 0 | 3 | 14 |
| James Clifford Hodkinson | 3 | 45 | 50 |

DISCLAIMER : This Report is **PRIVATE & CONFIDENTIAL** and it is prepared at the request of and for its use by the Subscriber only. The Subscriber shall use the contents of the Report merely as an aid to its business. Mira Inform Private Limited ("MIPL") has collated information/data in the Report, which have not been verified unless otherwise specifically mentioned in the Report. The Subscriber shall independently verify the accuracy and correctness of the information/data before in any way acting upon the same. MIPL shall not be liable for any harm, injury, loss or damage caused to the Subscriber due to default by the Subscriber's debtors/beneficiaries in fulfilling their obligations of any nature whatsoever. This Report or any of its portion shall not be used as a documentary evidence or otherwise before any investigative agencies or forum of law. This Report is confidential and proprietary to MIPL. The Subscriber and/or any other person(s) may not reproduce, publish or disclose any of the contents of the Report to others without the express authorization of MIPL. This Report is prepared and issued to the Subscriber without any risk, responsibility or liability on the part of MIPL or its officials.

| | | | |
|--------------------------------|---|-----|-----|
| Geoffrey John Mulcahy | 0 | 20 | 10 |
| Anthony James Stanworth | 0 | 2 | 12 |
| Martin Howard Stokes | 1 | 81 | 90 |
| Ian Michael Cheshire | 4 | 30 | 24 |
| David Aubrey Daniel Roth | 5 | 4 | 4 |
| William Edward Bailey | 0 | 4 | 4 |
| Mark Peter Creedy | 1 | 36 | 48 |
| William John Whiting | 0 | 4 | 15 |
| Alan Stephen Greensides | 0 | 1 | 3 |
| Dan Bernard | 2 | 3 | 1 |
| John Desmond Lee | 0 | 5 | 10 |
| Peter Frederick Hutchinson | 1 | 5 | 5 |
| Paul Mason | 0 | 1 | 0 |
| Ian Morrice | 0 | 3 | 0 |
| Sally Jane Clifton | 0 | 2 | 6 |
| Elizabeth Joan Wright | 0 | 5 | 8 |
| Alan Frank Smith | 6 | 47 | 35 |
| David John Springthorpe | 0 | 4 | 9 |
| Robert James Cissell | 0 | 6 | 6 |
| William Grimsey | 0 | 12 | 34 |
| Joseph Patrick Riordon | 0 | 2 | 0 |
| Simon Jocelyn Enoch | 2 | 29 | 106 |
| Jean-Hughes Loyez | 0 | 2 | 0 |
| Jean Antoine Dubois | 0 | 1 | 0 |
| Yves Archambault | 0 | 1 | 0 |
| George Bramhill | 0 | 4 | 6 |
| Martin Toogood | 4 | 15 | 23 |
| Gary Preston Shillinglaw | 0 | 158 | 148 |
| Michael Caslake Cutt | 0 | 10 | 47 |
| Steven Barry Willett | 0 | 1 | 0 |
| Nick James Folland | 3 | 50 | 42 |
| Helen Alison Weir | 1 | 40 | 42 |
| Elizabeth Bell | 3 | 1 | 2 |
| Andrew William Lincoln Wiggins | 1 | 2 | 3 |
| Joseph Patrick Riordon | 0 | 1 | 0 |
| Joanne Louise Kenrick | 0 | 3 | 0 |
| Sally Jane Clifton | 0 | 15 | 27 |
| Angus Monro | 3 | 16 | 15 |
| Duncan Eden Tatton Brown | 0 | 29 | 68 |
| Keith Fleming | 0 | 10 | 47 |
| David Jobson | 0 | 2 | 3 |
| Roderick Claude Penrose Angwin | 1 | 1 | 2 |
| Barry John Stevenson | 1 | 32 | 33 |
| Roger Anthony Holmes | 3 | 24 | 28 |
| Regis Schultz | 0 | 4 | 18 |

DISCLAIMER : This Report is **PRIVATE & CONFIDENTIAL** and it is prepared at the request of and for its use by the Subscriber only. The Subscriber shall use the contents of the Report merely as an aid to its business. Mira Inform Private Limited ("MIPL") has collated information/data in the Report, which have not been verified unless otherwise specifically mentioned in the Report. The Subscriber shall independently verify the accuracy and correctness of the information/data before in any way acting upon the same. MIPL shall not be liable for any harm, injury, loss or damage caused to the Subscriber due to default by the Subscriber's debtors/beneficiaries in fulfilling their obligations of any nature whatsoever. This Report or any of its portion shall not be used as a documentary evidence or otherwise before any investigative agencies or forum of law. This Report is confidential and proprietary to MIPL. The Subscriber and/or any other person(s) may not reproduce, publish or disclose any of the contents of the Report to others without the express authorization of MIPL. This Report is prepared and issued to the Subscriber without any risk, responsibility or liability on the part of MIPL or its officials.

| | | | |
|---|----------|-------------------------|----------|
| Stephen Robertson | 0 | 10 | 2 |
| William Martyn Phillips | 5 | 13 | 16 |
| Liam Kevin Moran | 0 | 1 | 0 |
| Jonathan Bradley Cleland | 0 | 32 | 4 |
| Joseph Patrick Riordan | 0 | 1 | 0 |
| Paul Worthington | 1 | 3 | 3 |
| John Richard Colley | 0 | 6 | 1 |
| Stephen John Richard Gilman | 0 | 2 | 0 |
| Timothy James O'Connell | 0 | 1 | 0 |
| George Mills Bramston Adams | 0 | 8 | 0 |
| James Alan Skelton | 0 | 20 | 21 |
| Steven Barry Willett | 3 | 3 | 1 |
| Nigel Whittaker | 0 | 1 | 0 |
| Lawrence Patrick Coppock | 1 | 70 | 61 |
| Lawrence Patrick Coppock | 1 | 70 | 61 |
| Terrance Hartwell | 0 | 28 | 50 |
| Veronique Laury | 0 | 1 | 0 |
| Christian Mazauric | 0 | 17 | 2 |
| Ian James Herrett | 1 | 1 | 0 |
| Ebru Sayilan Nebol | 0 | 1 | 0 |
| Fraser Alexander Longden | 0 | 1 | 0 |
| Damian Garry McGloughlin | 0 | 16 | 0 |
| Kevin O'Byrne | 0 | 28 | 46 |
| Steve George Barrow | 0 | 12 | 20 |
| Stephen Leonard Robinson | 3 | 3 | 1 |
| Katherine Julie Paterson | 3 | 1 | 0 |
| Edward Guy Eccles | 0 | 1 | 0 |
| Grahame Reginald Smith | 2 | 25 | 0 |
| Richard Sherwood | 1 | 1 | 0 |
| Darren Anthony Blackhurst | 9 | 1 | 1 |
| Jesper Lien | 0 | 1 | 0 |
| Christian Robert Philip Ward | 10 | 6 | 1 |
| Euan Angus Sutherland | 6 | 4 | 3 |
| Matthew James Tyson | 1 | 1 | 0 |
| Total Persons With Significant Control | 2 | Total Statements | 0 |
| Active | 2 | Active | 0 |
| Ceased | 0 | Ceased | 0 |

ACTIVE PERSONS WITH SIGNIFICANT CONTROL

| Name | Kingfisher Holdings Limited | Kind | Corporate Entity With Significant Control |
|-----------|-----------------------------|-------------|---|
| Address | 3 Sheldon Square, London | Notified On | 06/04/2016 |
| Post Code | W2 6PX | Legal Form | Company Limited By Shares |

DISCLAIMER : This Report is **PRIVATE & CONFIDENTIAL** and it is prepared at the request of and for its use by the Subscriber only. The Subscriber shall use the contents of the Report merely as an aid to its business. Mira Inform Private Limited ("MIPL") has collated information/data in the Report, which have not been verified unless otherwise specifically mentioned in the Report. The Subscriber shall independently verify the accuracy and correctness of the information/data before in any way acting upon the same. MIPL shall not be liable for any harm, injury, loss or damage caused to the Subscriber due to default by the Subscriber's debtors/beneficiaries in fulfilling their obligations of any nature whatsoever. This Report or any of its portion shall not be used as a documentary evidence or otherwise before any investigative agencies or forum of law. This Report is confidential and proprietary to MIPL. The Subscriber and/or any other person(s) may not reproduce, publish or disclose any of the contents of the Report to others without the express authorization of MIPL. This Report is prepared and issued to the Subscriber without any risk, responsibility or liability on the part of MIPL or its officials.

| | | | | |
|---------------------------|--|----------------------------|---------------------------|--------------------------|
| Authority | Companies Act 2006 | Place Registered | Companies House | |
| Country Registered | England | Registration Number | 09404258 | |
| Nature Of Control | Ownership of voting rights - between 25% and 50% | | | |
| Name | Kingfisher France Limited | Kind | Corporate Entity | With Significant Control |
| Address | 3 Sheldon Square, London | Notified On | 06/04/2016 | |
| Post Code | W2 6PX | Legal Form | Company Limited By Shares | |
| Authority | Companies Act 2006 | Place Registered | Companies House | |
| Country Registered | England | Registration Number | 04213347 | |
| Nature Of Control | Ownership of voting rights - between 50% and 75% | | | |

Ceased Persons With Significant Control

No Ceased Persons With Significant Control To Display

Active Statements

No Active Statements To Display

Ceased Statements

No Ceased Statements To Display

FOREIGN EXCHANGE RATES

| Currency | Unit | Indian Rupees |
|-----------|------|---------------|
| US Dollar | 1 | INR 70.07 |
| UK Pound | 1 | INR 90.25 |
| Euro | 1 | INR 81.05 |
| GBP | 1 | INR 90.02 |

Note : Above are approximate rates obtained from sources believed to be correct

INFORMATION DETAILS

| | |
|-----------------------------|-----|
| Analysis Done by : | VIV |
| Report Prepared by : | TPT |

DISCLAIMER : This Report is **PRIVATE & CONFIDENTIAL** and it is prepared at the request of and for its use by the Subscriber only. The Subscriber shall use the contents of the Report merely as an aid to its business. Mira Inform Private Limited ("MIPL") has collated information/data in the Report, which have not been verified unless otherwise specifically mentioned in the Report. The Subscriber shall independently verify the accuracy and correctness of the information/data before in any way acting upon the same. MIPL shall not be liable for any harm, injury, loss or damage caused to the Subscriber due to default by the Subscriber's debtors/beneficiaries in fulfilling their obligations of any nature whatsoever. This Report or any of its portion shall not be used as a documentary evidence or otherwise before any investigative agencies or forum of law. This Report is confidential and proprietary to MIPL. The Subscriber and/or any other person(s) may not reproduce, publish or disclose any of the contents of the Report to others without the express authorization of MIPL. This Report is prepared and issued to the Subscriber without any risk, responsibility or liability on the part of MIPL or its officials.

RATING EXPLANATIONS

| Credit Rating | Explanation | Rating Comments |
|---------------|------------------|--|
| A++ | Minimum Risk | Business dealings permissible with minimum risk of default |
| A+ | Low Risk | Business dealings permissible with low risk of default |
| A | Acceptable Risk | Business dealings permissible with moderate risk of default |
| B | Medium Risk | Business dealings permissible on a regular monitoring basis |
| C | Medium High Risk | Business dealings permissible preferably on secured basis |
| D | High Risk | Business dealing not recommended or on secured terms only |
| NB | New Business | No recommendation can be done due to business in infancy stage |
| NT | No Trace | No recommendation can be done as the business is not traceable |

NB is stated where there is insufficient information to facilitate rating. However, it is not to be considered as unfavourable.

This score serves as a reference to assess SC's credit risk and to set the amount of credit to be extended. It is calculated from a composite of weighted scores obtained from each of the major sections of this report. The assessed factors are as follows:

- Financial condition covering various ratios
- Company background and operations size
- Promoters / Management background
- Payment record
- Litigation against the subject
- Industry scenario / competitor analysis
- Supplier / Customer / Banker review (wherever available)