

## MIRA INFORM REPORT

Report No. :	526132
Report Date :	23.08.2018

### IDENTIFICATION DETAILS

Name :	C. & S. STEELS(WOLVERHAMPTON)LIMITED
Registered Office :	Highfields Rd Bilston West Midlands Wv14 0lq
Country :	United Kingdom
Financials (as on) :	28.02.2017
Date of Incorporation :	07.02.1964
Com. Reg. No.:	00791122
Legal Form :	Private limited with Share Capital
Line of Business :	<ul style="list-style-type: none"> <li>• Manufacture of basic iron and steel and of ferro-alloys</li> <li>• Manufacture and stockholding of bright bar and steel stockholding</li> </ul>
No. of Employees :	58

### RATING & COMMENTS

(Mira Inform has adopted New Rating mechanism w.e.f. 23<sup>rd</sup> January 2017)

MIRA's Rating :	A
-----------------	---

Credit Rating	Explanation	Rating Comments
A	Acceptable Risk	Business dealings permissible with moderate risk of default

Status :	Satisfactory
Payment Behaviour :	No Complaints
Litigation :	Clear

### NOTES :

**DISCLAIMER :** This Report is **PRIVATE & CONFIDENTIAL** and it is prepared at the request of and for its use by the Subscriber only. The Subscriber shall use the contents of the Report merely as an aid to its business. Mira Inform Private Limited ("MIPL") has collated information/data in the Report, which have not been verified unless otherwise specifically mentioned in the Report. The Subscriber shall independently verify the accuracy and correctness of the information/data before in any way acting upon the same. MIPL shall not be liable for any harm, injury, loss or damage caused to the Subscriber due to default by the Subscriber's debtors/beneficiaries in fulfilling their obligations of any nature whatsoever. This Report or any of its portion shall not be used as a documentary evidence or otherwise before any investigative agencies or forum of law. This Report is confidential and proprietary to MIPL. The Subscriber and/or any other person(s) may not reproduce, publish or disclose any of the contents of the Report to others without the express authorization of MIPL. This Report is prepared and issued to the Subscriber without any risk, responsibility or liability on the part of MIPL or its officials.

Any query related to this report can be made on e-mail : [infodept@mirainform.com](mailto:infodept@mirainform.com) while quoting report number, name and date.

**ECGC Country Risk Classification List**

Country Name	Previous Rating (31.12.2017)	Current Rating (01.04.2018)
United Kingdom	A1	A1

Risk Category	ECGC Classification
Insignificant	A1
Low Risk	A2
Moderately Low Risk	B1
Moderate Risk	B2
Moderately High Risk	C1
High Risk	C2
Very High Risk	D

**UNITED KINGDOM - ECONOMIC OVERVIEW**

The UK, a leading trading power and financial center, is the third largest economy in Europe after Germany and France. Agriculture is intensive, highly mechanized, and efficient by European standards, producing about 60% of food needs with less than 2% of the labor force. The UK has large coal, natural gas, and oil resources, but its oil and natural gas reserves are declining; the UK has been a net importer of energy since 2005. Services, particularly banking, insurance, and business services, are key drivers of British GDP growth. Manufacturing, meanwhile, has declined in importance but still accounts for about 10% of economic output.

In 2008, the global financial crisis hit the economy particularly hard, due to the importance of its financial sector. Falling home prices, high consumer debt, and the global economic slowdown compounded the UK's economic problems, pushing the economy into recession in the latter half of 2008 and prompting the then BROWN (Labour) government to implement a number of measures to stimulate the economy and stabilize the financial markets. Facing burgeoning public deficits and debt levels, in 2010 the then CAMERON-led coalition government (between Conservatives and Liberal Democrats) initiated an austerity program, which has continued under the Conservative government. However, the deficit still remains one of the highest in the G7, standing at 3.6% of GDP as of 2017, and the UK has pledged to lower its corporation tax from 20% to 17% by 2020. The UK had a debt burden of 90.4% GDP at the end of 2017.

The UK economy has begun to slow since the referendum vote to leave the EU in June 2016. A sustained depreciation of the British pound has increased consumer and producer prices, weighing on consumer spending without spurring a meaningful increase in exports. The UK has an extensive trade relationship with other EU members through its single market membership, and economic observers have warned the exit will jeopardize its position as the central location for European financial services. Prime Minister MAY is seeking a new "deep and special" trade relationship with the EU following the UK's exit. However, economists doubt that the UK will be able to preserve the benefits of EU membership without the obligations. The UK is expected to officially leave the EU by the end of March 2019.

Source : CIA

## **COMPANY NAME AND ADDRESS**

Company Name: **C. & S. STEELS (WOLVERHAMPTON) LIMITED**  
Company No: **00791122**  
Registered Address: **HIGHFIELDS RD BILSTON WEST MIDLANDS WV14 0LQ**

## **COMPANY SUMMARY**

**Registered Address** HIGHFIELDS RD  
BILSTON  
WEST MIDLANDS  
WV14 0LQ

**Trading Address** Highfields Road  
BILSTON  
WV14 0LQ

**Website Address** <http://www.brightsteelbar.co.uk>

**Telephone Number** 01902404771

**Fax Number**

**TPS** No

**FPS** Yes

**Incorporation Date** 07/02/1964

**Previous Name**

**Type** Private limited with Share Capital

**FTSE Index** -

**Date of Change** -

**Filing Date of Accounts** 29/11/2017

**Currency** GBP

**Share Capital** £1,500

**SIC07** 24100

**Charity Number** -  
**SIC07 Description** MANUFACTURE OF BASIC IRON AND STEEL AND OF FERRO-ALLOYS  
**Principal Activity** Manufacture and stockholding of bright bar and steel stockholding.

## **ADDITIONAL INFORMATION**

**CCJ's** 0 (£0)  
No CCJ Information To Display  
**Ultimate Holding Company** -  
**Accountant** -  
**Mortgages** 3  
**Trade Debtors** -  
**Group** 0 companies  
**Linkages** 0 companies  
**Countries** In 0 countries

## **KEY FINANCIALS**

Year to Date	Turnover	Pre Tax Profit	Shareholder's Funds	Employees
28/02/2017	£8,984,598	£129,833	£3,570,337	58
29/02/2016	£9,073,063	£22,609	£3,476,135	62
28/02/2015	£11,376,463	£2,430	£3,468,745	63

## **MORTGAGE SUMMARY**

<b>Total Mortgage</b>	3
<b>Outstanding</b>	1
<b>Satisfied</b>	2

## **TRADE DEBTORS / BAD DEBT SUMMARY**

<b>Total Number of Documented Trade</b>	7
<b>Total Value of Documented Trade</b>	£43,211

## COMMENTARY

This company's ratio of total liabilities to total assets indicates the presence of moderate equity funding.
This company's return on total assets employed ratio indicates a relatively efficient use of assets.
The company has more cash than short term bank borrowings.
This company trades in an industry with a lower level of corporate failures.

### CCJ

<b>Total Number of Exact CCJs -</b>	0	<b>Total Value of Exact CCJs -</b>	
<b>Total Number of Possible CCJs -</b>	0	<b>Total Value of Possible CCJs -</b>	
<b>Total Number of Satisfied CCJs -</b>	0	<b>Total Value of Satisfied CCJs -</b>	
<b>Total Number of Writs -</b>	-		
<b>Total Current Directors</b>	2	<b>Total Current Secretaries</b>	1
<b>Total Previous Directors / Company Secretaries</b>	3	<b>Total Person's With Significant Control</b>	1

## CURRENT DIRECTORS

<b>Title</b>	Mr	<b>Function</b>	Director
<b>Name</b>	Reginald Geoffrey Russell Cook	<b>Nationality</b>	British
<b>Date of Birth</b>	03/1948	<b>Present Appointments</b>	2
<b>Latest Address</b>	C & S Steels (Wolverhampton) Ltd Highfields Road, Bliston	<b>Appointment Date</b>	11/05/1991
<b>Post Code</b>	WV14 0LQ		
<b>Other Actions</b>	<b>View Director Report</b>	<b>View Consumer Report</b>	<b>View AML Report</b>
	<b>View Trace Report</b>	<b>View Compliance Report</b>	
<b>Title</b>	Mr	<b>Function</b>	Director
<b>Name</b>	Jonathan Geoffrey Rutland Cook	<b>Nationality</b>	British
<b>Date of Birth</b>	12/1976	<b>Present Appointments</b>	1
<b>Latest Address</b>	C & S Steels (Wolverhampton) Ltd Highfields Road, Bliston	<b>Appointment Date</b>	07/12/2001
<b>Post Code</b>	WV14 0LQ		
<b>Other Actions</b>	<b>View Director Report</b>	<b>View Consumer Report</b>	<b>View AML Report</b>
	<b>View Trace Report</b>	<b>View Compliance Report</b>	

**DISCLAIMER** : This Report is **PRIVATE & CONFIDENTIAL** and it is prepared at the request of and for its use by the Subscriber only. The Subscriber shall use the contents of the Report merely as an aid to its business. Mira Inform Private Limited ("MIPL") has collated information/data in the Report, which have not been verified unless otherwise specifically mentioned in the Report. The Subscriber shall independently verify the accuracy and correctness of the information/data before in any way acting upon the same. MIPL shall not be liable for any harm, injury, loss or damage caused to the Subscriber due to default by the Subscriber's debtors/beneficiaries in fulfilling their obligations of any nature whatsoever. This Report or any of its portion shall not be used as a documentary evidence or otherwise before any investigative agencies or forum of law. This Report is confidential and proprietary to MIPL. The Subscriber and/or any other person(s) may not reproduce, publish or disclose any of the contents of the Report to others without the express authorization of MIPL. This Report is prepared and issued to the Subscriber without any risk, responsibility or liability on the part of MIPL or its officials.

## **CURRENT COMPANY SECRETARY**








<b>Title</b>	Ms	<b>Function</b>	Company Secretary
<b>Name</b>	Melanie Bratch	<b>Nationality</b>	British
<b>Date of Birth</b>	05/1960	<b>Present Appointments</b>	8
<b>Latest Address</b>	54 Weyhill Close, Pendeford, Wolverhampton	<b>Appointment Date</b>	23/02/1998
<b>Post Code</b>	WV9 5RA		
<b>Other Actions</b>		<b>View Consumer Report</b>	<b>View Trace Report</b>
	<b>View Compliance Report</b>		

## **TOP SHAREHOLDERS**









Name	Currency	Share Count	Share Type	Nominal Value	% of Total Share Count
REGINALD GEOFFREY RUSSELL COOK	GBP	1,500	ORDINARY	1	100

## **FINANCIALS**










### **Profit & Loss**

	Date Of Accounts	28/02/17	(%)	29/02/16	(%)	28/02/15	(%)	28/02/14	(%)	28/02/13
	Weeks	52	(%)	52	(%)	52	(%)	52	(%)	52
	Currency	GBP	(%)	GBP	(%)	GBP	(%)	GBP	(%)	GBP
	Consolidated A/cs	N	(%)	N	(%)	N	(%)	N	(%)	N
	<b>Turnover</b>	<b>£8,984,598</b>	<b>-1%</b>	<b>£9,073,063</b>	<b>-20.2%</b>	<b>£11,376,463</b>	<b>1.4%</b>	<b>£11,219,038</b>	<b>-12.8%</b>	<b>£12,866,983</b>
	Export	-	-	-	-	-	-	-	-	-
	Cost of Sales	£7,588,213	-5.1%	£7,994,213	-	-	-	-	-	-
	Gross Profit	£1,396,385	29.4%	£1,078,850	-	-	-	-	-	-
	Wages & Salaries	£1,213,015	10%	£1,102,975	-4.2%	£1,151,803	-9.4%	£1,271,759	-7.7%	£1,378,544
	Directors Emoluments	£200,000	355%	£43,958	-68.6%	£140,000	-20%	£175,000	-	£175,000
	<b>Operating Profit</b>	<b>£129,833</b>	<b>382.9%</b>	<b>£26,888</b>	<b>71.8%</b>	<b>£15,647</b>	<b>160.9%</b>	<b>-£25,689</b>	<b>-106.8%</b>	<b>£377,129</b>

**DISCLAIMER** : This Report is **PRIVATE & CONFIDENTIAL** and it is prepared at the request of and for its use by the Subscriber only. The Subscriber shall use the contents of the Report merely as an aid to its business. Mira Inform Private Limited ("MIPL") has collated information/data in the Report, which have not been verified unless otherwise specifically mentioned in the Report. The Subscriber shall independently verify the accuracy and correctness of the information/data before in any way acting upon the same. MIPL shall not be liable for any harm, injury, loss or damage caused to the Subscriber due to default by the Subscriber's debtors/beneficiaries in fulfilling their obligations of any nature whatsoever. This Report or any of its portion shall not be used as a documentary evidence or otherwise before any investigative agencies or forum of law. This Report is confidential and proprietary to MIPL. The Subscriber and/or any other person(s) may not reproduce, publish or disclose any of the contents of the Report to others without the express authorization of MIPL. This Report is prepared and issued to the Subscriber without any risk, responsibility or liability on the part of MIPL or its officials.

									%	
	Depreciation	£119,763	89.6%	£63,165	48%	£42,674	-27.9%	£59,165	-51.5%	£122,093
	Audit Fees	£12,875	-	£12,875	-	£12,875	-	£12,875	-1%	£13,000
	Interest Payments	-	-100%	£4,279	-67.6%	£13,217	169.6%	£4,902	-	-
	<b>Pre Tax Profit</b>	<b>£129,833</b>	<b>474.3%</b>	<b>£22,609</b>	<b>830.4%</b>	<b>£2,430</b>	<b>108.3%</b>	<b>-£29,226</b>	<b>-107.7%</b>	<b>£381,230</b>
	Taxation	-£35,631	-134.1%	-£15,219	-589.6%	-£2,207	-124.1%	£9,142	109.5%	-£96,628
	Profit After Tax	£94,202	999.9%	£7,390	999.9%	£223	101.1%	-£20,084	-107.1%	£284,602
	Dividends Payable	-	-	-	-	-	-	-	-100%	£70,000
	<b>Retained Profit</b>	<b>£94,202</b>	<b>999.9%</b>	<b>£7,390</b>	<b>999.9%</b>	<b>£223</b>	<b>101.1%</b>	<b>-£20,084</b>	<b>-109.4%</b>	<b>£214,602</b>









**Balance Sheet**

	Date Of Accounts	28/02/17	(%)	29/02/16	(%)	28/02/15	(%)	28/02/14	(%)	28/02/13
	Tangible Assets	£1,054,556	39.8%	£754,385	10.9%	£680,299	176.9%	£245,706	-17.6%	£298,141
	Intangible Assets	0	-	0	-	0	-	0	-	0
	<b>Total Fixed Assets</b>	<b>£1,054,556</b>	<b>39.8%</b>	<b>£754,385</b>	<b>10.9%</b>	<b>£680,299</b>	<b>176.9%</b>	<b>£245,706</b>	<b>-17.6%</b>	<b>£298,141</b>
	Stock	£1,900,987	-8%	£2,067,363	-15.6%	£2,450,552	0.8%	£2,430,712	0%	£2,431,514
	Trade Debtors	£2,144,026	5.5%	£2,031,407	-23.3%	£2,649,493	-11%	£2,976,834	6%	£2,807,727
	Cash	£75,127	-62%	£197,616	646%	£26,489	-87.4%	£210,270	-90%	£2,094,354
	Other Debtors	£83,755	-0.8%	£84,461	21.3%	£69,612	-24.7%	£92,471	87%	£49,443
	Miscellaneous Current Assets	0	-	0	-	0	-	0	-	0
	<b>Total Current Assets</b>	<b>£4,203,895</b>	<b>-4%</b>	<b>£4,380,847</b>	<b>-15.7%</b>	<b>£5,196,146</b>	<b>-9%</b>	<b>£5,710,287</b>	<b>-22.7%</b>	<b>£7,383,038</b>






**DISCLAIMER** : This Report is **PRIVATE & CONFIDENTIAL** and it is prepared at the request of and for its use by the Subscriber only. The Subscriber shall use the contents of the Report merely as an aid to its business. Mira Inform Private Limited ("MIPL") has collated information/data in the Report, which have not been verified unless otherwise specifically mentioned in the Report. The Subscriber shall independently verify the accuracy and correctness of the information/data before in any way acting upon the same. MIPL shall not be liable for any harm, injury, loss or damage caused to the Subscriber due to default by the Subscriber's debtors/beneficiaries in fulfilling their obligations of any nature whatsoever. This Report or any of its portion shall not be used as a documentary evidence or otherwise before any investigative agencies or forum of law. This Report is confidential and proprietary to MIPL. The Subscriber and/or any other person(s) may not reproduce, publish or disclose any of the contents of the Report to others without the express authorization of MIPL. This Report is prepared and issued to the Subscriber without any risk, responsibility or liability on the part of MIPL or its officials.

**C. & S. STEELS (WOLVERHAMPTON) LIMITED - 526132**

**PAGE NO. : 9**

	Trade Creditors	£1,043,253	13.7 %	£917,707	- 24.6 %	£1,216,386	- 16.8%	£1,462,589	19.3%	£1,225,857
	Bank Loans & Overdrafts	0	-	0	-	0	-	0	-100%	£41,473
	Other Short Term Finance	£90,000	- 74.2 %	£349,498	- 52.7 %	£739,190	639.2 %	£100,000	-	0
	Miscellaneous Current Liabilities	£443,508	44.4 %	£307,097	- 17.8 %	£373,475	- 70.7%	£1,275,532	169.6 %	£473,143
	<b>Total Current Liabilities</b>	<b>£1,576,761</b>	<b>0.2%</b>	<b>£1,574,302</b>	<b>- 32.4 %</b>	<b>£2,329,051</b>	<b>- 17.9%</b>	<b>£2,838,121</b>	<b>63.1%</b>	<b>£1,740,473</b>
	Bank Loans & Overdrafts and LTL	£111,353	31.3 %	£84,795	7.8%	£78,649	-	0	-100%	£41,473
	Other Long Term Finance	0	-	0	-	0	-	0	-	0
	<b>Total Long Term Liabilities</b>	<b>£111,353</b>	<b>31.3 %</b>	<b>£84,795</b>	<b>7.8%</b>	<b>£78,649</b>	<b>-</b>	<b>0</b>	<b>-</b>	<b>0</b>

**Capital & Reserves**

	Date Of Accounts	28/02/17	(%)	29/02/16	(%)	28/02/15	(%)	28/02/14	(%)	28/02/13
	Called Up Share Capital	£1,500	-	£1,500	-	£1,500	-	£1,500	-25%	£2,000
	P & L Account Reserve	£3,564,587	2.7 %	£3,470,385	0.2 %	£3,462,995	11.3 %	£3,112,122	- 47.6 %	£5,934,956
	Revaluation Reserve	-	-	-	-	-	-	-	-	-
	Sundry Reserves	£4,250	-	£4,250	-	£4,250	-	£4,250	13.3 %	£3,750
	<b>Shareholder Funds</b>	<b>£3,570,337</b>	<b>2.7 %</b>	<b>£3,476,135</b>	<b>0.2 %</b>	<b>£3,468,745</b>	<b>11.3 %</b>	<b>£3,117,872</b>	<b>- 47.5 %</b>	<b>£5,940,706</b>






**Other Financial Items**

	Date Of Accounts	28/02/17	(%)	29/02/16	(%)	28/02/15	(%)	28/02/14	(%)	28/02/13





**DISCLAIMER** : This Report is **PRIVATE & CONFIDENTIAL** and it is prepared at the request of and for its use by the Subscriber only. The Subscriber shall use the contents of the Report merely as an aid to its business. Mira Inform Private Limited ("MIPL") has collated information/data in the Report, which have not been verified unless otherwise specifically mentioned in the Report. The Subscriber shall independently verify the accuracy and correctness of the information/data before in any way acting upon the same. MIPL shall not be liable for any harm, injury, loss or damage caused to the Subscriber due to default by the Subscriber's debtors/beneficiaries in fulfilling their obligations of any nature whatsoever. This Report or any of its portion shall not be used as a documentary evidence or otherwise before any investigative agencies or forum of law. This Report is confidential and proprietary to MIPL. The Subscriber and/or any other person(s) may not reproduce, publish or disclose any of the contents of the Report to others without the express authorization of MIPL. This Report is prepared and issued to the Subscriber without any risk, responsibility or liability on the part of MIPL or its officials.

**C. & S. STEELS (WOLVERHAMPTON) LIMITED - 526132**



**PAGE NO. : 10**

	<b>Net Worth</b>	£3,570,337	2.7 %	£3,476,135	0.2%	£3,468,745	11.3 %	£3,117,872	- 47.5 %	£5,940,706
	<b>Working Capital</b>	£2,627,134	- 6.4 %	£2,806,545	-2.1%	£2,867,095	-0.2%	£2,872,166	- 49.1 %	£5,642,565
	<b>Total Assets</b>	£5,258,451	2.4 %	£5,135,232	- 12.6 %	£5,876,445	-1.3%	£5,955,993	- 22.5 %	£7,681,179
	<b>Total Liabilities</b>	£1,688,114	1.7 %	£1,659,097	- 31.1 %	£2,407,700	- 15.2 %	£2,838,121	63.1 %	£1,740,473
	<b>Net Assets</b>	£3,570,337	2.7 %	£3,476,135	0.2%	£3,468,745	11.3 %	£3,117,872	- 47.5 %	£5,940,706

**Cash Flow**

	<b>Date Of Accounts</b>	<b>28/02/17</b>	<b>(%)</b>	<b>29/02/16</b>	<b>(%)</b>	<b>28/02/15</b>	<b>(%)</b>	<b>28/02/14</b>	<b>(%)</b>	<b>28/02/13</b>
	<b>Net Cashflow from Operations</b>	£556,943	- 20.7 %	£701,958	477.5 %	£121,544	-31.2%	£176,772	-20.3%	£221,736
	<b>Net Cashflow before Financing</b>	£137,009	- 75.6 %	£560,819	752.7 %	£65,766	-7.9%	£71,402	999.9 %	-£6,190
	<b>Net Cashflow from Financing</b>	-£10,000	-	-	-	-	100%	- £1,914,013	-	-
	<b>Increase in Cash</b>	£127,009	- 77.4 %	£560,819	752.7 %	£65,766	103.6 %	- £1,842,611	- 999.9 %	-£6,190








**Miscellaneous**

	<b>Date Of Accounts</b>	<b>28/02/17</b>	<b>(%)</b>	<b>29/02/16</b>	<b>(%)</b>	<b>28/02/15</b>	<b>(%)</b>	<b>28/02/14</b>	<b>(%)</b>	<b>28/02/13</b>
	<b>Contingent Liability</b>	NO	-	NO	-	NO	-	NO	-	NO
	<b>Capital Employed</b>	£3,681,690	3.4 %	£3,560,930	0.4 %	£3,547,394	13.8 %	£3,117,872	- 47.5 %	£5,940,706
	<b>Number of Employees</b>	58	- 6.5 %	62	- 1.6 %	63	-	63	-6%	67
	<b>Accountant</b>									

**DISCLAIMER** : This Report is **PRIVATE & CONFIDENTIAL** and it is prepared at the request of and for its use by the Subscriber only. The Subscriber shall use the contents of the Report merely as an aid to its business. Mira Inform Private Limited ("MIPL") has collated information/data in the Report, which have not been verified unless otherwise specifically mentioned in the Report. The Subscriber shall independently verify the accuracy and correctness of the information/data before in any way acting upon the same. MIPL shall not be liable for any harm, injury, loss or damage caused to the Subscriber due to default by the Subscriber's debtors/beneficiaries in fulfilling their obligations of any nature whatsoever. This Report or any of its portion shall not be used as a documentary evidence or otherwise before any investigative agencies or forum of law. This Report is confidential and proprietary to MIPL. The Subscriber and/or any other person(s) may not reproduce, publish or disclose any of the contents of the Report to others without the express authorization of MIPL. This Report is prepared and issued to the Subscriber without any risk, responsibility or liability on the part of MIPL or its officials.

S	
Auditors	GARRATTS WOLVERHAMPTON LIMITED
Auditor Comments	The audit report contains no adverse comments
Bankers	HSBC BANK PLC
Bank Branch Code	40-47-11

**Ratios**

Date Of Accounts	28/02/17	29/02/16	28/02/15	28/02/14	28/02/13
 Pre-tax profit margin %	1.45	0.25	0.02	-0.26	2.96
 Current ratio	2.67	2.78	2.23	2.01	4.24
 Sales/Net Working Capital	3.42	3.23	3.97	3.91	2.28
 Gearing %	3.10	2.40	2.30	0	0.70
 Equity in %	67.90	67.70	59	52.30	77.30
 Creditor Days	42.26	36.81	38.91	47.45	34.67
 Debtor Days	86.86	81.49	84.77	96.58	79.42
 Liquidity/Acid Test	1.46	1.46	1.17	1.15	2.84
 Return On Capital Employed %	3.52	0.63	0.06	-0.93	6.41
 Return On Total Assets Employed %	2.46	0.44	0.04	-0.49	4.96
 Current Debt Ratio	0.44	0.45	0.67	0.91	0.29
 Total Debt Ratio	0.47	0.47	0.69	0.91	0.29
 Stock Turnover Ratio %	21.15	22.78	21.54	21.66	18.89
 Return on Net Assets Employed %	3.63	0.65	0.07	-0.93	6.41

**EVENT HISTORY VIEW DOCUMENTS**

Date	Description
16/06/2018	Confirmation Statement
08/12/2017	New Accounts Filed
08/12/2017	New Accounts Filed
29/11/2017	Payment Data Update Received
26/05/2017	Confirmation Statement
02/12/2016	Payment Data Update Received
01/12/2016	New Accounts Filed
01/12/2016	New Accounts Filed

**DISCLAIMER** : This Report is **PRIVATE & CONFIDENTIAL** and it is prepared at the request of and for its use by the Subscriber only. The Subscriber shall use the contents of the Report merely as an aid to its business. Mira Inform Private Limited ("MIPL") has collated information/data in the Report, which have not been verified unless otherwise specifically mentioned in the Report. The Subscriber shall independently verify the accuracy and correctness of the information/data before in any way acting upon the same. MIPL shall not be liable for any harm, injury, loss or damage caused to the Subscriber due to default by the Subscriber's debtors/beneficiaries in fulfilling their obligations of any nature whatsoever. This Report or any of its portion shall not be used as a documentary evidence or otherwise before any investigative agencies or forum of law. This Report is confidential and proprietary to MIPL. The Subscriber and/or any other person(s) may not reproduce, publish or disclose any of the contents of the Report to others without the express authorization of MIPL. This Report is prepared and issued to the Subscriber without any risk, responsibility or liability on the part of MIPL or its officials.

08/06/2016	Annual Returns
28/11/2015	New Accounts Filed
28/11/2015	New Accounts Filed
06/06/2015	Annual Returns
06/12/2014	New Accounts Filed
25/07/2014	Annual Returns
21/07/2014	Annual Returns

## **PREVIOUS COMPANY NAMES**

No Previous Names found

## **WRIT DETAILS**

No writs found

### **Statistics**

<b>Group</b>	-
<b>Linkages</b>	0 companies
<b>Countries</b>	In 0 countries

## **SUMMARY**

Holding Company -

Ownership Status

Ultimate Holding Company -

## **GROUP STRUCTURE FULL**

No Group Structure

<b>Group</b>	0 companies
<b>Linkages</b>	0 companies
<b>Countries</b>	In 0 countries

## **MORTGAGE DETAILS**

<b>Mortgage Type:</b>			
<b>Date Charge Created:</b>	04/10/13		
<b>Date Charge Registered:</b>	04/10/13		
<b>Date Charge Satisfied:</b>	-		
<b>Status:</b>	OUTSTANDING		
<b>Person(s) Entitled:</b>	HSBC INVOICE FINANCE (UK) LTD;		
<b>Amount Secured:</b>			
<b>Details:</b>	CONTAINS FIXED CHARGE.CONTAINS FLOATINGCHARGE.FLOATING CHARGE COVERS ALL THE PROPERTY OR UNDERTAKING OF THE COMPANY.NOTIFICATION OF ADDITION TO OR AMENDMENT OF CHARGE.		
<b>Mortgage Type:</b>	LEGAL CHARGE		
<b>Date Charge Created:</b>	10/12/82		
<b>Date Charge Registered:</b>	20/12/82		
<b>Date Charge Satisfied:</b>	20/12/82		
<b>Status:</b>	SATISFIED		
<b>Person(s) Entitled:</b>	MIDLAND BANK PLC		
<b>Amount Secured:</b>	ALL MONIES DUE OR TO BECOME DUE FROM THE COMPANY TO THE CHARGEES ON ANY ACCOUNT WHATSOEVER		
<b>Details:</b>	LAND BUILDINGS ON THE SOUTH SIDE OF SHOWELL ROAD, WOLVERHAMPTON W. MIDS		
<b>Mortgage Type:</b>	MORTGAGE		
<b>Date Charge Created:</b>	27/02/78		
<b>Date Charge Registered:</b>	01/03/78		
<b>Date Charge Satisfied:</b>	07/10/15		
<b>Status:</b>	SATISFIED		
<b>Person(s) Entitled:</b>	UNITED DOMINIONS TRUST LIMITED.;		
<b>Amount Secured:</b>			
<b>Details:</b>	FARMER NORTON BAR PEELING MACHINE SERIAL NO. 85853/9.		

## **CREDITOR DETAILS**

	<b>Total Number</b>	<b>Total Value</b>
Trade Creditors	<b>0</b>	-
No Creditor Data		

## **TRADE DEBTORS / BAD DEBT DETAIL**

	<b>Total Number of Documented Trade</b>	<b>Total Value of Documented Trade</b>
Trade Debtors	<b>7</b>	<b>£43,211</b>

**DISCLAIMER** : This Report is **PRIVATE & CONFIDENTIAL** and it is prepared at the request of and for its use by the Subscriber only. The Subscriber shall use the contents of the Report merely as an aid to its business. Mira Inform Private Limited ("MIPL") has collated information/data in the Report, which have not been verified unless otherwise specifically mentioned in the Report. The Subscriber shall independently verify the accuracy and correctness of the information/data before in any way acting upon the same. MIPL shall not be liable for any harm, injury, loss or damage caused to the Subscriber due to default by the Subscriber's debtors/beneficiaries in fulfilling their obligations of any nature whatsoever. This Report or any of its portion shall not be used as a documentary evidence or otherwise before any investigative agencies or forum of law. This Report is confidential and proprietary to MIPL. The Subscriber and/or any other person(s) may not reproduce, publish or disclose any of the contents of the Report to others without the express authorization of MIPL. This Report is prepared and issued to the Subscriber without any risk, responsibility or liability on the part of MIPL or its officials.

Company Name	Amount	Statement Date
Lonmet Ltd	£20,579	20/10/2015
West Midlands Precision Engineering Limited	£8,020	01/02/2012
Super Turn UK Ltd	£7,686	21/12/2011
Elite Engineered Products Limited	£5,331	13/05/2015
Force Hydraulics Limited	£1,248	11/05/2018
Wolverhampton Freight Limited	£192	06/07/2015
Dranson Limited	£155	11/12/2015

## **PREVIOUS DIRECTOR/COMPANY SECRETARIES**

Name	Current Active Appointments	Previous Appointments	Dissolved Companies
Reginald Geoffrey Russell Cook	2	2	10
Hilary Esme Irene Woolley	3	2	2
Brian Ernest Joyce	0	1	1
<b>Total Persons With Significant Control</b>	<b>1</b>	<b>Total Statements</b>	<b>0</b>
<b>Active</b>	<b>1</b>	<b>Active</b>	<b>0</b>
<b>Ceased</b>	<b>0</b>	<b>Ceased</b>	<b>0</b>

## **ACTIVE PERSONS WITH SIGNIFICANT CONTROL**

<b>Name</b>	Mr Reginald Geoffrey Russell Cook	<b>Kind</b>	Individual Person With Significant Control
<b>Address</b>	Highfields Rd, Bilston, West Midlands	<b>Country Of Residence</b>	England
<b>Post Code</b>	WV14 0LQ	<b>Nationality</b>	British
<b>Date of Birth</b>	03/1948	<b>Notified On</b>	06/04/2016
<b>Nature Of Control</b>	Ownership of shares - above 75%		

## **CEASED PERSONS WITH SIGNIFICANT CONTROL**

No Ceased Persons With Significant Control To Display

## ***ACTIVE STATEMENTS***

No Active Statements To Display

## ***CEASED STATEMENTS***

No Ceased Statements To Display

**FOREIGN EXCHANGE RATES**

Currency	Unit	Indian Rupees
US Dollar	1	INR 69.67
UK Pound	1	INR 89.40
Euro	1	INR 80.25
GBP	1	INR 90.30

**Note :** Above are approximate rates obtained from sources believed to be correct

**INFORMATION DETAILS**

Analysis Done by :	PRA
Report Prepared by :	KET

**DISCLAIMER :** This Report is **PRIVATE & CONFIDENTIAL** and it is prepared at the request of and for its use by the Subscriber only. The Subscriber shall use the contents of the Report merely as an aid to its business. Mira Inform Private Limited ("MIPL") has collated information/data in the Report, which have not been verified unless otherwise specifically mentioned in the Report. The Subscriber shall independently verify the accuracy and correctness of the information/data before in any way acting upon the same. MIPL shall not be liable for any harm, injury, loss or damage caused to the Subscriber due to default by the Subscriber's debtors/beneficiaries in fulfilling their obligations of any nature whatsoever. This Report or any of its portion shall not be used as a documentary evidence or otherwise before any investigative agencies or forum of law. This Report is confidential and proprietary to MIPL. The Subscriber and/or any other person(s) may not reproduce, publish or disclose any of the contents of the Report to others without the express authorization of MIPL. This Report is prepared and issued to the Subscriber without any risk, responsibility or liability on the part of MIPL or its officials.

**RATING EXPLANATIONS**

Credit Rating	Explanation	Rating Comments
A++	Minimum Risk	Business dealings permissible with minimum risk of default
A+	Low Risk	Business dealings permissible with low risk of default
A	Acceptable Risk	Business dealings permissible with moderate risk of default
B	Medium Risk	Business dealings permissible on a regular monitoring basis
C	Medium High Risk	Business dealings permissible preferably on secured basis
D	High Risk	Business dealing not recommended or on secured terms only
NB	New Business	No recommendation can be done due to business in infancy stage
NT	No Trace	No recommendation can be done as the business is not traceable

NB is stated where there is insufficient information to facilitate rating. However, it is not to be considered as unfavourable.

This score serves as a reference to assess SC's credit risk and to set the amount of credit to be extended. It is calculated from a composite of weighted scores obtained from each of the major sections of this report. The assessed factors are as follows:

- Financial condition covering various ratios
- Company background and operations size
- Promoters / Management background
- Payment record
- Litigation against the subject
- Industry scenario / competitor analysis
- Supplier / Customer / Banker review (wherever available)