

**MIRA INFORM REPORT**

<b>Report No. :</b>	526321
<b>Report Date :</b>	25.08.2018

**IDENTIFICATION DETAILS**

<b>Name :</b>	ALMONDZ GLOBAL SECURITIES LIMITED (w.e.f. 2007)
<b>Formerly Known As :</b>	ALLIANZ SECURITIES LTD (w.e.f. 17.01.1995) ALLIANZ SHARE AND STOCK BROKERS LIMITED
<b>Registered Office :</b>	2nd Floor, 3 Scindia House, Janpath, Delhi - 110001
<b>Tel. No.:</b>	91-22-66437600
<b>Country :</b>	India
<b>Financials (as on) :</b>	31.03.2018
<b>Date of Incorporation :</b>	28.06.1994
<b>CIN No.:</b> [Company Identification No.]	L74899DL1994PLC059839
<b>Capital Investment / Paid-up Capital :</b>	INR 155.300 Million
<b>PAN No.:</b> [Permanent Account No.]	AABCA0005H
<b>GSTN :</b> [Goods & Service Tax Registration No.]	07AABCA0005H2ZF 27AABCA0005H2ZD 09AABCA0005H1ZC
<b>Legal Form :</b>	A Public Limited Liability Company. The Company's Shares are Listed on the Stock Exchanges.
<b>Line of Business :</b>	<b>The Company's business segments classified as:</b> <ul style="list-style-type: none"> <li>• <b>Debt and equity market operations</b> comprises dealing/trading in shares and bonds which involves exposure to market risk.</li> <li>• <b>Corporate finance and advisory fee</b> comprises merchant banking, underwriting commission, corporate and loan syndication fees and arranger of debts/bonds, etc. These are mainly in the nature of services involving no or</li> </ul>

**DISCLAIMER :** This Report is **PRIVATE & CONFIDENTIAL** and it is prepared at the request of and for its use by the Subscriber only. The Subscriber shall use the contents of the Report merely as an aid to its business. Mira Inform Private Limited ("MIPL") has collated information/data in the Report, which have not been verified unless otherwise specifically mentioned in the Report. The Subscriber shall independently verify the accuracy and correctness of the information/data before in any way acting upon the same. MIPL shall not be liable for any harm, injury, loss or damage caused to the Subscriber due to default by the Subscriber's debtors/beneficiaries in fulfilling their obligations of any nature whatsoever. This Report or any of its portion shall not be used as a documentary evidence or otherwise before any investigative agencies or forum of law. This Report is confidential and proprietary to MIPL. The Subscriber and/or any other person(s) may not reproduce, publish or disclose any of the contents of the Report to others without the express authorization of MIPL. This Report is prepared and issued to the Subscriber without any risk, responsibility or liability on the part of MIPL or its officials.

	negligible risk.  <ul style="list-style-type: none"> <li>• <b>Broking activitiess</b> comprises Stock and Share broking on National Stock Exchange of India Limited and Bombay Stock Exchange Limited and other related ancillary services, broking and commission of mutual funds, equity initial public offerings, capital gain bonds, fixed deposits of government undertakings and RBI taxable bonds, etc. These are mainly in the nature of services involving no or negligible risk.</li> <li>• <b>Infrastructure advisory</b> comprises advisory services in relation to infrastructure projects mainly in the nature of services involving no or negligible risk.</li> </ul>
<b>No. of Employees :</b>	217 (Approximately) (As on 31.03.2017)

**RATING & COMMENTS**

(Mira Inform has adopted New Rating mechanism w.e.f. 23<sup>rd</sup> January 2017)

**MIRA's Rating :**

A

Credit Rating	Explanation	Rating Comments
A	Acceptable Risk	Business dealings permissible with moderate risk of default

<b>Status :</b>	Satisfactory
<b>Payment Behaviour :</b>	Usually correct
<b>Litigation :</b>	Clear
<b>Comments :</b>	<p>Subject is a subsidiary of "Avonmore Capital and Management Services Limited" and it was incorporated in the year 1994. It is engaged in the business of providing investment banking services. Its area of services includes Equity Capital Market, Debt Capital Market, Private Equity and M&amp;A, Infrastructure Advisory, Equity Broking and Wealth Management, Debt Portfolio Management Services and Distribution.</p> <p>For the financial year 2018, the company has achieved a decent growth in its revenue as compared to its previous year along with good profit margin during year.</p> <p>Rating takes into consideration, the satisfactory financial risk profile marked by adequate net worth base and strong debt protection metrics.</p> <p>Rating continues to derive strength from established track record of its business operations backed by its well experienced management team.</p> <p>As per quarterly results (unaudited) till June 2018, company has achieved a revenue of INR 80.500 Million along with a profit of INR 4.700 Million during the</p>

	<p>period.</p> <p>The company has its share price trading at around INR 40.05 on BSE as on 22th August 2018 as against its face value of INR 6.</p> <p>Payment seems to be usually correct.</p> <p>In view of aforesaid, the company can be considered for business dealings at usual trade terms and conditions.</p>
--	---

**NOTES :**

Any query related to this report can be made on e-mail : [infodept@mirainform.com](mailto:infodept@mirainform.com) while quoting report number, name and date.

**ECGC Country Risk Classification List**

Country Name	Previous Rating (31.12.2017)	Current Rating (01.04.2018)
India	A1	A1

Risk Category	ECGC Classification
Insignificant	A1
Low Risk	A2
Moderately Low Risk	B1
Moderate Risk	B2
Moderately High Risk	C1
High Risk	C2
Very High Risk	D

**EXTERNAL AGENCY RATING**

Rating Agency Name	CRISIL
Rating	Long Term Rating=BB+
Rating Explanation	Moderate risk of default.
Date	31.08.2017

**RBI DEFAULTERS' LIST STATUS**

Subject's name is not enlisted as a defaulter in the publicly available RBI Defaulters' list.

**DISCLAIMER :** This Report is **PRIVATE & CONFIDENTIAL** and it is prepared at the request of and for its use by the Subscriber only. The Subscriber shall use the contents of the Report merely as an aid to its business. Mira Inform Private Limited ("MIPL") has collated information/data in the Report, which have not been verified unless otherwise specifically mentioned in the Report. The Subscriber shall independently verify the accuracy and correctness of the information/data before in any way acting upon the same. MIPL shall not be liable for any harm, injury, loss or damage caused to the Subscriber due to default by the Subscriber's debtors/beneficiaries in fulfilling their obligations of any nature whatsoever. This Report or any of its portion shall not be used as a documentary evidence or otherwise before any investigative agencies or forum of law. This Report is confidential and proprietary to MIPL. The Subscriber and/or any other person(s) may not reproduce, publish or disclose any of the contents of the Report to others without the express authorization of MIPL. This Report is prepared and issued to the Subscriber without any risk, responsibility or liability on the part of MIPL or its officials.

**ALMONDZ GLOBAL SECURITIES LIMITED - 526321**

**PAGE NO. : 4**

**EPF (Employee Provident Fund) DEFAULTERS' LIST STATUS**

Subject's name is not enlisted as a defaulter in the publicly available EPF (Employee Provident Fund) Defaulters' list as of 31-03-2018.

**BIFR (Board for Industrial & Financial Reconstruction) LISTING STATUS**

Subject's name is not listed as a Sick Unit in the publicly available BIFR (Board for Industrial & Financial Reconstruction) list as of 25.08.2018

**IBBI (Insolvency and Bankruptcy Board of India) LISTING STATUS**

Subject's name is not listed in the publicly available IBBI (Insolvency and Bankruptcy Board of India) list as of report date.

**INFORMATION DENIED**

**MANAGEMENT NON-COOPERATIVE (Tel. No.: 91-22-66437600)**

**(Mobile No.: 91-9987633700 - Ringing)**

**LOCATIONS**

<b>Registered Office / Head Office :</b>	2nd Floor, 3 Scindia House, Janpath, Delhi – 110001, India
<b>Tel. No.:</b>	91-11-41514666-669/ 43500700/ 800
<b>Fax No.:</b>	91-11-41514665/ 43500735/ 43500787
<b>E-Mail :</b>	<a href="mailto:secretarial@almondz.com">secretarial@almondz.com</a> <a href="mailto:delhi@almondz.com">delhi@almondz.com</a>
<b>Website :</b>	<a href="http://www.almondzglobal.com">www.almondzglobal.com</a>
<b>Corporate Office :</b>	Level 5, Grande Palladium, 175, CST Road, Off BKC, Kalina, Santacruz (East), Mumbai - 400098, Maharashtra, India
<b>Tel. No.:</b>	91-22-66437600/ 67526699
<b>Fax No.:</b>	91 22 66437700/ 67526603
<b>E-Mail :</b>	<a href="mailto:mumbai@almondz.com">mumbai@almondz.com</a>
<b>Branch Office 1 :</b>	F-33/3, Okhla Industrial Area, Phase-II, New Delhi – 110020, India
<b>Branch Office 2 :</b>	1st Floor, Shukla Palace, B-1 Prem Nagar Sapru Marg, Lucknow-226001, Uttar Pradesh, India
<b>Branch Office 3 :</b>	2nd Floor, 10 A, Prasad Chambers, Block B-201, Shakespeare Sarani, Kolkata-

**DISCLAIMER :** This Report is **PRIVATE & CONFIDENTIAL** and it is prepared at the request of and for its use by the Subscriber only. The Subscriber shall use the contents of the Report merely as an aid to its business. Mira Inform Private Limited ("MIPL") has collated information/data in the Report, which have not been verified unless otherwise specifically mentioned in the Report. The Subscriber shall independently verify the accuracy and correctness of the information/data before in any way acting upon the same. MIPL shall not be liable for any harm, injury, loss or damage caused to the Subscriber due to default by the Subscriber's debtors/beneficiaries in fulfilling their obligations of any nature whatsoever. This Report or any of its portion shall not be used as a documentary evidence or otherwise before any investigative agencies or forum of law. This Report is confidential and proprietary to MIPL. The Subscriber and/or any other person(s) may not reproduce, publish or disclose any of the contents of the Report to others without the express authorization of MIPL. This Report is prepared and issued to the Subscriber without any risk, responsibility or liability on the part of MIPL or its officials.

	700017, West Bengal, India
<b>Branch Office 4 :</b>	SCO -16-17, Feroze Gandhi Market, Ludhiana-141001, Uttar Pradesh, India

**DIRECTORS**

**As on 31.03.2018**

<b>Name :</b>	Mr. Jagdeep Singh
<b>Designation :</b>	Whole-time Director
<b>Address :</b>	B-3/68 A, Janakpuri, New Delhi – 110058, India
<b>Date of Appointment :</b>	19.04.2004
<b>DIN No.:</b>	00008348
<b>Name :</b>	Mr. Navjeet Singh Sobti
<b>Designation :</b>	Managing Director
<b>Address :</b>	109-110, G.F., Bhakhtawar Singh, Block Asian Games Village, New Delhi – 110049, India
<b>Date of Appointment :</b>	19.05.2006
<b>DIN No.:</b>	00008393
<b>Name :</b>	Mr. Atul Kumar Shukla
<b>Designation :</b>	Director
<b>Address :</b>	2310/11/12, Samrtha Aangan - 3B Oshiwara, Andheri (West), Mumbai – 400053, Maharashtra, India
<b>Date of Appointment :</b>	11.08.2006
<b>DIN No.:</b>	00121601
<b>Name :</b>	Mr. Neelu Jain
<b>Designation :</b>	Director
<b>Address :</b>	3/67, Old Rajinder Nagar, Delhi – 110060, India
<b>Date of Appointment :</b>	12.08.2014
<b>DIN No.:</b>	00227058
<b>Name :</b>	Mr. Krishan Lall Khetarpaul
<b>Designation :</b>	Director
<b>Address :</b>	D-3/3564, 1st Floor, Vasant Kunj, New Delhi – 110070, India
<b>Date of Appointment :</b>	31.01.2007
<b>DIN No.:</b>	01268756
<b>Name :</b>	Mr. Ajay Kumar
<b>Designation :</b>	Director
<b>Address :</b>	A 3/10, Bailey Road, Patna – 800023, Bihar, India
<b>Date of Appointment :</b>	11.08.2015
<b>DIN No.:</b>	01954049

**DISCLAIMER :** This Report is **PRIVATE & CONFIDENTIAL** and it is prepared at the request of and for its use by the Subscriber only. The Subscriber shall use the contents of the Report merely as an aid to its business. Mira Inform Private Limited ("MIPL") has collated information/data in the Report, which have not been verified unless otherwise specifically mentioned in the Report. The Subscriber shall independently verify the accuracy and correctness of the information/data before in any way acting upon the same. MIPL shall not be liable for any harm, injury, loss or damage caused to the Subscriber due to default by the Subscriber's debtors/beneficiaries in fulfilling their obligations of any nature whatsoever. This Report or any of its portion shall not be used as a documentary evidence or otherwise before any investigative agencies or forum of law. This Report is confidential and proprietary to MIPL. The Subscriber and/or any other person(s) may not reproduce, publish or disclose any of the contents of the Report to others without the express authorization of MIPL. This Report is prepared and issued to the Subscriber without any risk, responsibility or liability on the part of MIPL or its officials.

**ALMONDZ GLOBAL SECURITIES LIMITED - 526321**

**PAGE NO. : 6**

<b>Name :</b>	Mr. Debashish Ghoshal
<b>Designation :</b>	Whole-time Director
<b>Address :</b>	G-204, Royal Classic CHS, New Link Road, Next to Citi Mall, Andheri (West), Mumbai – 400053, Maharashtra, India
<b>Date of Appointment :</b>	10.08.2017
<b>DIN No.:</b>	03040937
<b>Name :</b>	Mr. Sanjay Tiwari
<b>Designation :</b>	Director
<b>Address :</b>	Kasturi Anchal, C-123, Dr. R K Colony, Bhilwara – 311001, Rajasthan, India
<b>Date of Appointment :</b>	10.02.2011
<b>DIN No.:</b>	03407426
<b>Name :</b>	Mr. Satish Chandra Sinha
<b>Designation :</b>	Director
<b>Address :</b>	J-1401, Amrapali Sapphire Sector-45, Noida – 201303, Uttar Pradesh, India
<b>Date of Appointment :</b>	25.05.2016
<b>DIN No.:</b>	03598173
<b>Name :</b>	Mr. Abdul Redha Mustafa Abdul Redha Sultan
<b>Designation :</b>	Director
<b>Address :</b>	P O Box 3340, Ruwi Postal Code 112, Sultanate of Oman NA OM
<b>Date of Appointment :</b>	11.11.2011
<b>DIN No.:</b>	05101233

**KEY EXECUTIVES**

<b>Name :</b>	Mr. Rajeev Kumar
<b>Designation :</b>	Chief Financial Officer
<b>Address :</b>	222, Bhai Parmanand Colony, Delhi – 110009, India
<b>Date of Appointment :</b>	11.11.2016
<b>PAN No.:</b>	ALPPK5252J
<b>Name :</b>	Mr. Ajay Pratap
<b>Designation :</b>	Company Secretary
<b>Address :</b>	Flat No. 106, Sector 17-G, Vasundhara ,Ghaziabad – 201010, Uttar Pradesh, India
<b>Date of Appointment :</b>	11.02.2012
<b>PAN No.:</b>	AOPPP1649M

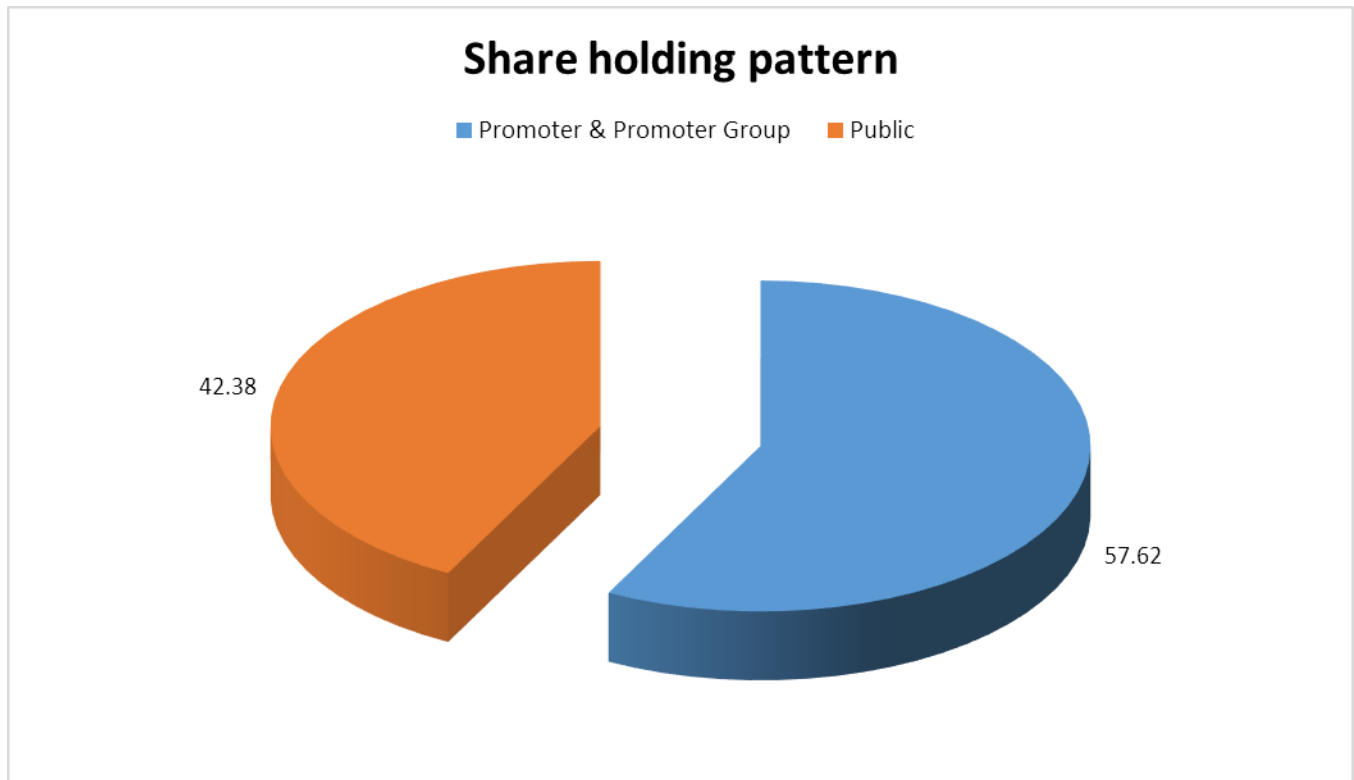
**MAJOR SHAREHOLDERS / SHAREHOLDING PATTERN**

**As on 30.06.2018**

Category of shareholder	No. of fully paid up	Shareholding as a %
-------------------------	----------------------	---------------------

**DISCLAIMER :** This Report is **PRIVATE & CONFIDENTIAL** and it is prepared at the request of and for its use by the Subscriber only. The Subscriber shall use the contents of the Report merely as an aid to its business. Mira Inform Private Limited ("MIPL") has collated information/data in the Report, which have not been verified unless otherwise specifically mentioned in the Report. The Subscriber shall independently verify the accuracy and correctness of the information/data before in any way acting upon the same. MIPL shall not be liable for any harm, injury, loss or damage caused to the Subscriber due to default by the Subscriber's debtors/beneficiaries in fulfilling their obligations of any nature whatsoever. This Report or any of its portion shall not be used as a documentary evidence or otherwise before any investigative agencies or forum of law. This Report is confidential and proprietary to MIPL. The Subscriber and/or any other person(s) may not reproduce, publish or disclose any of the contents of the Report to others without the express authorization of MIPL. This Report is prepared and issued to the Subscriber without any risk, responsibility or liability on the part of MIPL or its officials.

	equity shares held	of total no. of shares (calculated as per SCRR, 1957)As a % of
(A) Promoter & Promoter Group	14915549	57.62
(B) Public	10969418	42.38
<b>Grand Total</b>	<b>25884967</b>	<b>100.00</b>



**Statement showing shareholding pattern of the Promoter and Promoter Group**

Category of shareholder	No. of fully paid up equity shares held	Shareholding as a % of total no. of shares (calculated as per SCRR, 1957)As a % of
<b>A1) Indian</b>		0.00
<b>Individuals/Hindu undivided Family</b>	110715	0.43
GURPREET N S SOBTI	50000	0.19
NAVJEET SINGH SOBTI	60715	0.23
<b>Any Other (specify)</b>	14804834	57.19
AVONMORE CAPITAL & MANAGEMENT SERVICES LIMITED	14719744	56.87

**DISCLAIMER :** This Report is **PRIVATE & CONFIDENTIAL** and it is prepared at the request of and for its use by the Subscriber only. The Subscriber shall use the contents of the Report merely as an aid to its business. Mira Inform Private Limited ("MIPL") has collated information/data in the Report, which have not been verified unless otherwise specifically mentioned in the Report. The Subscriber shall independently verify the accuracy and correctness of the information/data before in any way acting upon the same. MIPL shall not be liable for any harm, injury, loss or damage caused to the Subscriber due to default by the Subscriber's debtors/beneficiaries in fulfilling their obligations of any nature whatsoever. This Report or any of its portion shall not be used as a documentary evidence or otherwise before any investigative agencies or forum of law. This Report is confidential and proprietary to MIPL. The Subscriber and/or any other person(s) may not reproduce, publish or disclose any of the contents of the Report to others without the express authorization of MIPL. This Report is prepared and issued to the Subscriber without any risk, responsibility or liability on the part of MIPL or its officials.

**ALMONDZ GLOBAL SECURITIES LIMITED - 526321**

**PAGE NO. : 8**

INNOVATIVE MONEY MATTERS PRIVATE LIMITED	85090	0.33
<b>Sub Total A1</b>	<b>14915549</b>	<b>57.62</b>
<b>A2) Foreign</b>		<b>0.00</b>
<b>A=A1+A2</b>	<b>14915549</b>	<b>57.62</b>

**Statement showing shareholding pattern of the Public shareholder**

Category & Name of the Shareholders	No. of fully paid up equity shares held	Shareholding calculated as per SCRR, 1957 As a % of %
<b>B1) Institutions</b>	0	0.00
<b>B2) Central Government/ State Government(s)/ President of India</b>	0	0.00
<b>B3) Non-Institutions</b>	0	0.00
<b>Individual share capital upto INR 0.200 Million</b>	2655347	10.26
<b>Individual share capital in excess of INR 0.200 Million</b>	3913123	15.12
B L MAHAJAN	274368	1.06
DARSHANA ANANT SANGHVI	359536	1.39
DILIP KUMAR LAKHI	1170117	4.52
JAGDEEP SINGH	415705	1.61
<b>Any Other (specify)</b>	4400948	17.00
Bodies Corporate	634776	2.45
Trusts	75	0.00
AL ANWAR HOLDINGS SAOG	3091500	11.94
Clearing Members	4897	0.02
Non-Resident Indian (NRI)	335324	1.30
HUF	135532	0.52
IEPF	198844	0.77
<b>Sub Total B3</b>	<b>10969418</b>	<b>42.38</b>
<b>B=B1+B2+B3</b>	<b>10969418</b>	<b>42.38</b>

**BUSINESS DETAILS**

<b>Line of Business :</b>	<p><b>The Company's business segments classified as:</b></p> <ul style="list-style-type: none"> <li>• <b>Debt and equity market operations</b> comprises dealing/trading in shares and bonds which involves exposure to market risk.</li> <li>• <b>Corporate finance and advisory fee</b> comprises merchant banking, underwriting commission, corporate and loan syndication fees and arranger of debts/bonds, etc. These are mainly in the nature of services involving no or negligible risk.</li> <li>• <b>Broking activitiess</b> comprises Stock and Share broking on National Stock</li> </ul>
---------------------------	---

**DISCLAIMER :** This Report is **PRIVATE & CONFIDENTIAL** and it is prepared at the request of and for its use by the Subscriber only. The Subscriber shall use the contents of the Report merely as an aid to its business. Mira Inform Private Limited ("MIPL") has collated information/data in the Report, which have not been verified unless otherwise specifically mentioned in the Report. The Subscriber shall independently verify the accuracy and correctness of the information/data before in any way acting upon the same. MIPL shall not be liable for any harm, injury, loss or damage caused to the Subscriber due to default by the Subscriber's debtors/beneficiaries in fulfilling their obligations of any nature whatsoever. This Report or any of its portion shall not be used as a documentary evidence or otherwise before any investigative agencies or forum of law. This Report is confidential and proprietary to MIPL. The Subscriber and/or any other person(s) may not reproduce, publish or disclose any of the contents of the Report to others without the express authorization of MIPL. This Report is prepared and issued to the Subscriber without any risk, responsibility or liability on the part of MIPL or its officials.

	Exchange of India Limited and Bombay Stock Exchange Limited and other related ancillary services, broking and commission of mutual funds, equity initial public offerings, capital gain bonds, fixed deposits of government undertakings and RBI taxable bonds, etc. These are mainly in the nature of services involving no or negligible risk.	
	<ul style="list-style-type: none"> <li>• <b>Infrastructure advisory</b> comprises advisory services in relation to infrastructure projects mainly in the nature of services involving no or negligible risk.</li> </ul>	
<b>Products/ Services :</b>	<b>NIC Code No.</b>	<b>Product/ Services Description</b>
	702, 649	Corporate finance & advisory fees
<b>Brand Names :</b>	Not Available	
<b>Agencies Held :</b>	Not Available	
<b>Exports :</b>	Not Divulged	
<b>Imports :</b>	Not Divulged	
<b>Terms :</b>	Not Divulged	

**PRODUCTION STATUS NOT AVAILABLE**

**GENERAL INFORMATION**

<b>Suppliers :</b>	<b>Reference :</b>	Not Divulged
	<b>Name of the Person :</b>	--
	<b>Contact No.:</b>	--
	<b>Since How Long Known :</b>	--
	<b>Maximum Limit Dealt :</b>	--
	<b>Experience :</b>	--
	<b>Remark:</b>	--
<b>Customers :</b>	<b>Reference :</b>	Not Divulged
	<b>Name of the Person :</b>	--
	<b>Contact No.:</b>	--
	<b>Since How Long Known :</b>	--
	<b>Maximum Limit Dealt :</b>	--
	<b>Experience :</b>	--
	<b>Remark:</b>	--
<b>No. of Employees :</b>	217 (Approximately) (As on 31.03.2017)	
<b>Bankers :</b>	<b>Bank Name</b>	HDFC Bank Limited
	<b>Branch</b>	HDFC Bank House, Senapati Bapat

**DISCLAIMER :** This Report is **PRIVATE & CONFIDENTIAL** and it is prepared at the request of and for its use by the Subscriber only. The Subscriber shall use the contents of the Report merely as an aid to its business. Mira Inform Private Limited ("MIPL") has collated information/data in the Report, which have not been verified unless otherwise specifically mentioned in the Report. The Subscriber shall independently verify the accuracy and correctness of the information/data before in any way acting upon the same. MIPL shall not be liable for any harm, injury, loss or damage caused to the Subscriber due to default by the Subscriber's debtors/beneficiaries in fulfilling their obligations of any nature whatsoever. This Report or any of its portion shall not be used as a documentary evidence or otherwise before any investigative agencies or forum of law. This Report is confidential and proprietary to MIPL. The Subscriber and/or any other person(s) may not reproduce, publish or disclose any of the contents of the Report to others without the express authorization of MIPL. This Report is prepared and issued to the Subscriber without any risk, responsibility or liability on the part of MIPL or its officials.

		Marg, Lower Parel (West), Mumbai – 400013, Maharashtra, India		
	<b>Person Name (With Designation)</b>	--		
	<b>Contact Number</b>	--		
	<b>Name of Account Holder</b>	--		
	<b>Account Number</b>	--		
	<b>Account Since (Date/Year of Account Opening)</b>	--		
	<b>Average Balance Maintained (If Possible)</b>	--		
	<b>Credit Facilities Enjoyed (If any)</b>	--		
	<b>Account Operation</b>	--		
	<b>Remarks (If any)</b>	--		
	<b>Facilities :</b>	<b>Secured Loan</b>	<b>31.03.2018 (INR in Million)</b>	<b>31.03.2017 (INR in Million)</b>
		<b>Long-term Borrowings</b>		
		From bank	NA	125.444
		<b>Short-term borrowings</b>		
		Working Capital Facilities	NA	42.421
		Overdraft from banks	NA	12.599
		<b>Total</b>	<b>NA</b>	<b>180.464</b>
		<b>Long-term borrowings</b>		
		<b>Nature of security and terms of repayment of secured borrowings:</b>		
		<b>Nature of security</b>		
		Term loan from a bank amounting to INR 124.332 Million are secured by way of equitable mortgage of one of building owned by the Company. Further, the loan has also been guaranteed by Navjeet Singh Sobti, Vice Chairman and Managing Director of the Company.	Term loan taken from financial institution carries interest rate of LIBOR minus 100 bps. The interest rate as at year is Nil per annum. The loan is repayable in 120 equal monthly installments along with the interest. Loan amounting to INR nil	
		Term loans from banks amounting to INR 1.112 Million are secured against hypothecation of specific vehicles financed.	Loans are repayable in 36 equal monthly installments along with the interest and carries fixed interest rate from 10.00% to 11.00% per annum specific to the respective banks. The last installment would fall due on 05 January 2020. Loan amounting to INR 1.286 Million	
		Term loan from other amounting to INR Nil are secured by way of	Term loan taken from Bank and carries an interest rate of MCLR for 1	

	<p>equitable mortgage of one building owned by the company. Further, the loan has also been guaranteed by Navjeet Singh Sobti, Vice Chairman and Managing Director of the Company.</p>	<p>year tenor = 9.45% plus Spread 1.40% . The interest rate as at year end is 10.85% per annum (previous year 12.70% from financial institution). The last installment would fall due on 19 January 2022. The loan is repayable in 59 equal monthly installments along with the interest. Loan amounting to INR 25.704</p>
	<p><b>Short-term borrowings</b></p> <p><b>Federal Bank Limited</b>  Working capital limit of INR 250.000 Million is secured by way of pledge of securities purchased and held in Demat Account with Axis Bank Limited, counter guarantee of the company and personal guarantee of Mr. Navjeet Singh Sobti (Vice-Chairman and Managing Director). The rate of interest is 10.95% p.a. The amount outstanding as on 31st March 2017 is INR 42.421 Million.</p> <p><b>IDBI Bank Limited</b>  Overdraft limit of INR 20.000 Million is secured by way of pledge of Fixed Deposit with IDBI Bank Limited. The rate of interest is 11% p.a. The amount outstanding as on 31st March 2017 is INR 12.599 Million</p>	

<b>Auditors :</b>	
<b>Name :</b>	AVK and Associates Chartered Accountants
<b>Address :</b>	317, 3rd Floor, Express Arcade, Netaji Subhash Place, Pitampura, Delhi - 110 034, India
<b>Memberships :</b>	Not Available
<b>Collaborators :</b>	Not Available
<b>Holding Company : (As on 31.03.2017)</b>	Avonmore Capital and Management Services Limited (ACMS)
<b>Subsidiaries : (entities over which the Company exercises control) (As on 31.03.2017)</b>	<ul style="list-style-type: none"> <li>• Almondz Finanz Limited (AFL)</li> <li>• Almondz Commodities Private Limited (ACPL)</li> <li>• Almondz Wealth Advisors Limited (AWAL)</li> <li>• Almondz Debt Advisor Limited ( ADAL )</li> <li>• Skiffle Healthcare Services Limited (SHSL)</li> <li>• North Square Projects Private Limited (NSPPL)</li> <li>• Almondz Global Infra-Consultant Limited (AGICL)</li> </ul>
<b>Enterprises over which Key Managerial Personnel and relatives of such personnel</b>	<ul style="list-style-type: none"> <li>• Rinku Sobti Fashions (P) Limited (RSFPL)</li> <li>• Premier Alcobev Private Limited (PAPL)</li> <li>• Radha Madhav Centre for Social and Cultural Development</li> </ul>

exercise influence : (As on 31.03.2017)	significant	
--	-------------	--

**CAPITAL STRUCTURE**

As on 31.03.2018

**Authorised Capital : Not Available**

**Issued, Subscribed & Paid-up Capital : INR 155.300 Million**

**Authorised Capital :**

No. of Shares	Type	Value	Amount
50000000	Equity Shares	INR 6/- each	INR 300.0000 Million

**Issued, Subscribed & Paid-up Capital :**

No. of Shares	Type	Value	Amount
25884967	Equity Shares	INR 6/- each	INR 155.310 Million

The reconciliation of number of shares outstanding and the amount of share capital as at 31 March 2017 and 31 March 2016 is set out below:

Particulars	As at 31 March 2017	
	No. of shares	Amount In Million
<b>Equity shares of INR 6 each fully paid-up</b>		
At the beginning of the year	25884967	155.310
Add: Shares issued on exercise of employee stock options	--	--
<b>At the end of the year</b>	<b>25884967</b>	<b>155.310</b>

**Rights, preferences and restrictions attached to equity shares**

The Company has only one class of shares referred to as equity shares having a par value INR 6 each. Each member of the Company has voting rights on a poll, in proportion to his share in the paid-up equity share capital. On show of hands every member present in person and being holders of equity shares shall have one vote.

Each shareholder is entitled to receive interim dividend when it is declared by the Board of Directors. The final dividend proposed by the Board of Directors are paid when approved by the shareholders at Annual General Meeting.

In the event of liquidation of the Company, the holders of the equity shares will be entitled to receive any of the remaining assets of the Company, after distribution of all preferential amounts. The distribution will be in proportion of the equity shares held by the shareholders.

**Detail of shareholders holding more than 5% shares of the Company**

Particulars	As at 31 March 2017	
	Number of shares	% holding in the class
Avonmore Capital and Management Services Limited	13919744	53.78
Al Anwar Holdings SAOG	3091500	11.94

**Employees Stock Option Scheme 2007**

The Company has instituted an Employee Stock Option Scheme in the year 2007, known as 'Employee Stock Option Scheme ('ESOS' or 'Scheme') 2007. This Scheme was adopted by the Board of Directors on 3 January 2008 and subsequently by shareholders of the Company on 4 March 2008, and is for issue of 4500000 options of the Company convertible into equal number of equity shares of the par value of INR 6 each. The scheme was further amended by the Board of Directors on 5 March 2010 and subsequently by shareholders of the Company on 13 April 2010 to increase number of options from 4500000 options to 15000000 options of the Company convertible into equal number of equity shares. A compensation committee comprising independent members of the Board of Directors administers the scheme. The Compensation Committee has framed various plan series under the scheme from time to time. All options had been granted at their intrinsic value defined under the SEBI guidelines.

**FINANCIAL DATA**  
*[all figures are in INR Million]*

**ABRIDGED BALANCE SHEET (STANDALONE)**

SOURCES OF FUNDS	31.03.2018	31.03.2017	31.03.2016
<b>I. EQUITY AND LIABILITIES</b>			
(1) Shareholders' Funds			
(a) Share Capital	155.300	155.310	155.310

**DISCLAIMER** : This Report is **PRIVATE & CONFIDENTIAL** and it is prepared at the request of and for its use by the Subscriber only. The Subscriber shall use the contents of the Report merely as an aid to its business. Mira Inform Private Limited ("MIPL") has collated information/data in the Report, which have not been verified unless otherwise specifically mentioned in the Report. The Subscriber shall independently verify the accuracy and correctness of the information/data before in any way acting upon the same. MIPL shall not be liable for any harm, injury, loss or damage caused to the Subscriber due to default by the Subscriber's debtors/beneficiaries in fulfilling their obligations of any nature whatsoever. This Report or any of its portion shall not be used as a documentary evidence or otherwise before any investigative agencies or forum of law. This Report is confidential and proprietary to MIPL. The Subscriber and/or any other person(s) may not reproduce, publish or disclose any of the contents of the Report to others without the express authorization of MIPL. This Report is prepared and issued to the Subscriber without any risk, responsibility or liability on the part of MIPL or its officials.

**ALMONDZ GLOBAL SECURITIES LIMITED - 526321**

**PAGE NO. : 14**

(b) Reserves & Surplus	1099.100	1075.914	1060.783
(c) Money received against share warrants	0.000	0.000	0.000
(2) Share Application money pending allotment	0.000	0.000	0.000
<b>Total Shareholders' Funds (1) + (2)</b>	<b>1254.400</b>	<b>1231.224</b>	<b>1216.093</b>
(3) Non-Current Liabilities			
(a) Long-term borrowings	97.200	125.444	147.629
(b) Deferred tax liabilities (Net)	0.000	0.000	0.000
(c) Other long term liabilities	1.000	0.842	0.888
(d) Long-term provisions	2.400	3.901	4.578
<b>Total Non-current Liabilities (3)</b>	<b>100.600</b>	<b>130.187</b>	<b>153.095</b>
(4) Current Liabilities			
(a) Short term borrowings	5.900	55.020	40.016
(b) Trade payables	20.900	12.805	27.285
(c) Other current liabilities	229.000	154.079	114.261
(d) Short-term provisions	3.400	2.058	2.203
<b>Total Current Liabilities (4)</b>	<b>259.200</b>	<b>223.962</b>	<b>183.765</b>
<b>TOTAL</b>	<b>1614.200</b>	<b>1585.373</b>	<b>1552.953</b>
<b>II. ASSETS</b>			
(1) Non-current assets			
(a) Fixed Assets			
(i) Tangible assets	309.800	314.036	325.005
(ii) Intangible Assets	0.000	1.841	2.107
(iii) Capital work-in-progress	0.000	0.241	0.540
(iv) Intangible assets under development	0.000	629.267	622.903
(b) Non-current Investments	689.700	0.000	0.000
(c) Deferred tax assets (net)	16.000	9.325	4.311
(d) Long-term Loan and Advances	44.500	55.266	98.860
(e) Other Non-current assets	30.800	18.769	3.228
<b>Total Non-Current Assets</b>	<b>1090.800</b>	<b>1028.745</b>	<b>1056.954</b>
(2) Current assets			
(a) Current investments	0.000	0.000	0.000
(b) Inventories	75.100	82.604	73.211
(c) Trade receivables	155.200	142.912	178.707
(d) Cash and cash equivalents	213.700	168.851	167.373
(e) Short-term loans and advances	73.600	150.901	66.222
(f) Other current assets	5.800	11.360	10.486
<b>Total Current Assets</b>	<b>523.400</b>	<b>556.628</b>	<b>495.999</b>
<b>TOTAL</b>	<b>1614.200</b>	<b>1585.373</b>	<b>1552.953</b>

**DISCLAIMER** : This Report is **PRIVATE & CONFIDENTIAL** and it is prepared at the request of and for its use by the Subscriber only. The Subscriber shall use the contents of the Report merely as an aid to its business. Mira Inform Private Limited ("MIPL") has collated information/data in the Report, which have not been verified unless otherwise specifically mentioned in the Report. The Subscriber shall independently verify the accuracy and correctness of the information/data before in any way acting upon the same. MIPL shall not be liable for any harm, injury, loss or damage caused to the Subscriber due to default by the Subscriber's debtors/beneficiaries in fulfilling their obligations of any nature whatsoever. This Report or any of its portion shall not be used as a documentary evidence or otherwise before any investigative agencies or forum of law. This Report is confidential and proprietary to MIPL. The Subscriber and/or any other person(s) may not reproduce, publish or disclose any of the contents of the Report to others without the express authorization of MIPL. This Report is prepared and issued to the Subscriber without any risk, responsibility or liability on the part of MIPL or its officials.

**PROFIT & LOSS ACCOUNT (STANDALONE)**

	<b>PARTICULARS</b>	<b>31.03.2018</b>	<b>31.03.2017</b>	<b>31.03.2016</b>
	<b>SALES</b>			
	Income	345.000	294.231	320.339
	Other Income	54.700	43.969	77.208
	<b>TOTAL</b>	<b>399.700</b>	<b>338.200</b>	<b>397.547</b>
<b>Less</b>	<b>EXPENSES</b>			
	Employees benefits expense	135.800	129.002	153.925
	Other expenses	209.300	148.193	193.394
	<b>Exceptional items :</b> Prior period and exceptional items:			
	-Prior period (expenses)/income (net)	0.100	0.187	0.035
	-Cash lost in theft	0.000	0.000	0.057
	<b>TOTAL</b>	<b>345.200</b>	<b>277.382</b>	<b>347.411</b>
	<b>PROFIT/ (LOSS) BEFORE INTEREST, TAX, DEPRECIATION AND AMORTISATION</b>	<b>54.500</b>	<b>60.818</b>	<b>50.136</b>
<b>Less</b>	<b>FINANCIAL EXPENSES</b>	25.200	35.005	31.765
	<b>PROFIT / (LOSS) BEFORE TAX, DEPRECIATION AND AMORTISATION</b>	<b>29.300</b>	<b>25.813</b>	<b>18.371</b>
<b>Less/ Add</b>	<b>DEPRECIATION/ AMORTISATION</b>	7.400	12.095	16.849
	<b>PROFIT/ (LOSS) BEFORE TAX</b>	<b>21.900</b>	<b>13.718</b>	<b>1.522</b>
<b>Less</b>	<b>TAX</b>	(1.200)	(1.413)	(5.417)
	<b>PROFIT/ (LOSS) AFTER TAX</b>	<b>23.100</b>	<b>15.131</b>	<b>6.939</b>
	<b>Earnings / (Loss) Per Share (INR)</b>	<b>0.89</b>	<b>0.58</b>	<b>0.27</b>

**CURRENT MATURITIES OF LONG TERM DEBT DETAILS**

<b>Particulars</b>	<b>31.03.2018</b>	<b>31.03.2017</b>	<b>31.03.2016</b>
Current Maturities of Long term debt	NA	26.991	23.134
Cash generated from operations	NA	(4.615)	174.815
Net cash flow from operating activities	NA	(24.516)	160.928

**KEY RATIOS**

**DISCLAIMER :** This Report is **PRIVATE & CONFIDENTIAL** and it is prepared at the request of and for its use by the Subscriber only. The Subscriber shall use the contents of the Report merely as an aid to its business. Mira Inform Private Limited ("MIPL") has collated information/data in the Report, which have not been verified unless otherwise specifically mentioned in the Report. The Subscriber shall independently verify the accuracy and correctness of the information/data before in any way acting upon the same. MIPL shall not be liable for any harm, injury, loss or damage caused to the Subscriber due to default by the Subscriber's debtors/beneficiaries in fulfilling their obligations of any nature whatsoever. This Report or any of its portion shall not be used as a documentary evidence or otherwise before any investigative agencies or forum of law. This Report is confidential and proprietary to MIPL. The Subscriber and/or any other person(s) may not reproduce, publish or disclose any of the contents of the Report to others without the express authorization of MIPL. This Report is prepared and issued to the Subscriber without any risk, responsibility or liability on the part of MIPL or its officials.

**EFFICIENCY RATIOS**

PARTICULARS	31.03.2018	31.03.2017	31.03.2016
Average Collection Days (Sundry Debtors / Income * 365 Days)	164.20	177.29	203.62
Account Receivables Turnover (Income / Sundry Debtors)	2.22	2.06	1.79
Average Payment Days (Sundry Creditors / Purchases * 365 Days)	0.00	0.00	0.00
Inventory Turnover (Operating Income / Inventories)	0.73	0.74	0.68
Asset Turnover (Operating Income / Net Fixed Assets)	0.18	0.06	0.05

**LEVERAGE RATIOS**

PARTICULARS	31.03.2018	31.03.2017	31.03.2016
Debt Ratio (Borrowing + Current Liabilities) / Total Assets)	0.22	0.24	0.23
Debt Equity Ratio (Total Liability / Networth)	0.08	0.17	0.17
Current Liabilities to Networth (Current Liabilities / Net Worth)	0.21	0.18	0.15
Fixed Assets to Networth (Net Fixed Assets / Networth)	0.25	0.77	0.78
Interest Coverage Ratio (PBIT / Financial Charges)	2.16	1.74	1.58

**PROFITABILITY RATIOS**

PARTICULARS		31.03.2018	31.03.2017	31.03.2016
Net Profit Margin [(PAT / Sales) * 100]	%	6.70	5.14	2.17
Return on Total Assets [(PAT / Total Assets) * 100]	%	1.43	0.95	0.45
Return on Investment (ROI) [(PAT / Networth) * 100]	%	1.84	1.23	0.57

**DISCLAIMER** : This Report is **PRIVATE & CONFIDENTIAL** and it is prepared at the request of and for its use by the Subscriber only. The Subscriber shall use the contents of the Report merely as an aid to its business. Mira Inform Private Limited ("MIPL") has collated information/data in the Report, which have not been verified unless otherwise specifically mentioned in the Report. The Subscriber shall independently verify the accuracy and correctness of the information/data before in any way acting upon the same. MIPL shall not be liable for any harm, injury, loss or damage caused to the Subscriber due to default by the Subscriber's debtors/beneficiaries in fulfilling their obligations of any nature whatsoever. This Report or any of its portion shall not be used as a documentary evidence or otherwise before any investigative agencies or forum of law. This Report is confidential and proprietary to MIPL. The Subscriber and/or any other person(s) may not reproduce, publish or disclose any of the contents of the Report to others without the express authorization of MIPL. This Report is prepared and issued to the Subscriber without any risk, responsibility or liability on the part of MIPL or its officials.

**SOLVENCY RATIOS**

PARTICULARS	31.03.2018	31.03.2017	31.03.2016
Current Ratio (Current Assets / Current Liabilities)	2.02	2.49	2.70
Quick Ratio ((Current Assets – Inventories) / Current Liabilities)	1.73	2.12	2.30
G-Score Ratio Financial (Networth / Total Assets)	0.78	0.78	0.78
G-Score Ratio Debt (Debts / Equity Capital)	0.66	1.34	1.36
G-Score Ratio Liquidity (Total Current Assets / Total Current Liabilities)	2.02	2.49	2.70

Total Liability = Short-term Debt + Long-term Debt + Current Maturities of Long-term debts

**STOCK PRICES**

Face Value	INR 6.00/-
Market Value	INR 40.05/-

**FINANCIAL ANALYSIS**  
*[all figures are in INR Million]*

**DEBT EQUITY RATIO**

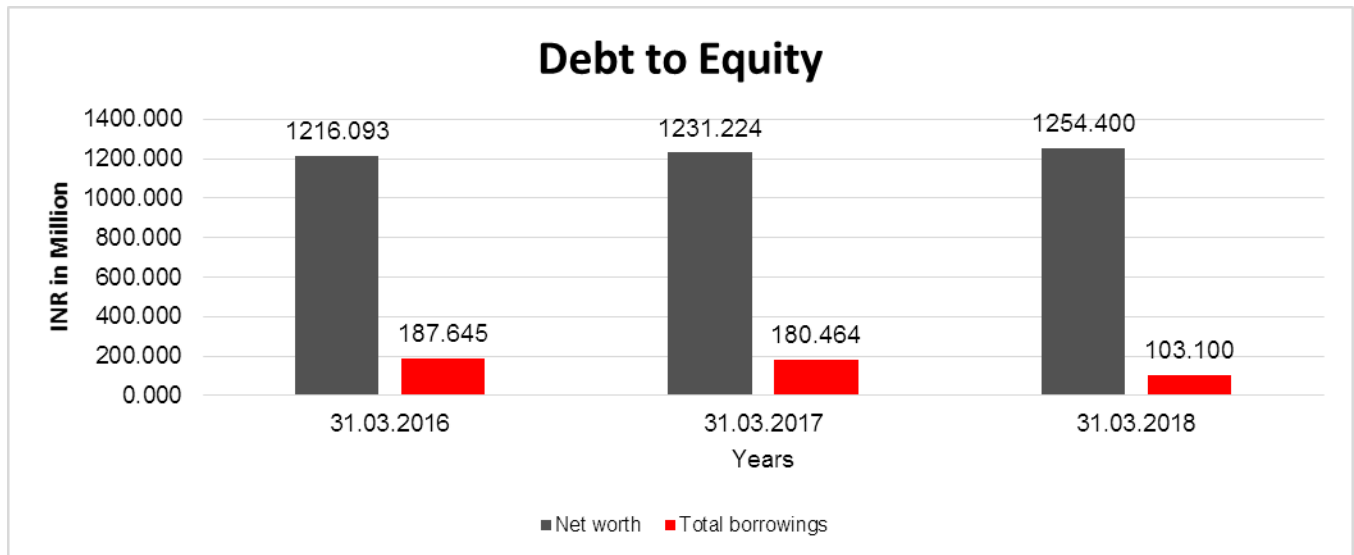
Particular	31.03.2016	31.03.2017	31.03.2018
	INR In Million	INR In Million	INR In Million
Share Capital	155.310	155.310	155.300
Reserves & Surplus	1060.783	1075.914	1099.100
Money received against share warrants	0.000	0.000	0.000
Share Application money pending allotment	0.000	0.000	0.000

**DISCLAIMER** : This Report is **PRIVATE & CONFIDENTIAL** and it is prepared at the request of and for its use by the Subscriber only. The Subscriber shall use the contents of the Report merely as an aid to its business. Mira Inform Private Limited ("MIPL") has collated information/data in the Report, which have not been verified unless otherwise specifically mentioned in the Report. The Subscriber shall independently verify the accuracy and correctness of the information/data before in any way acting upon the same. MIPL shall not be liable for any harm, injury, loss or damage caused to the Subscriber due to default by the Subscriber's debtors/beneficiaries in fulfilling their obligations of any nature whatsoever. This Report or any of its portion shall not be used as a documentary evidence or otherwise before any investigative agencies or forum of law. This Report is confidential and proprietary to MIPL. The Subscriber and/or any other person(s) may not reproduce, publish or disclose any of the contents of the Report to others without the express authorization of MIPL. This Report is prepared and issued to the Subscriber without any risk, responsibility or liability on the part of MIPL or its officials.

**ALMONDZ GLOBAL SECURITIES LIMITED - 526321**

**PAGE NO. : 18**

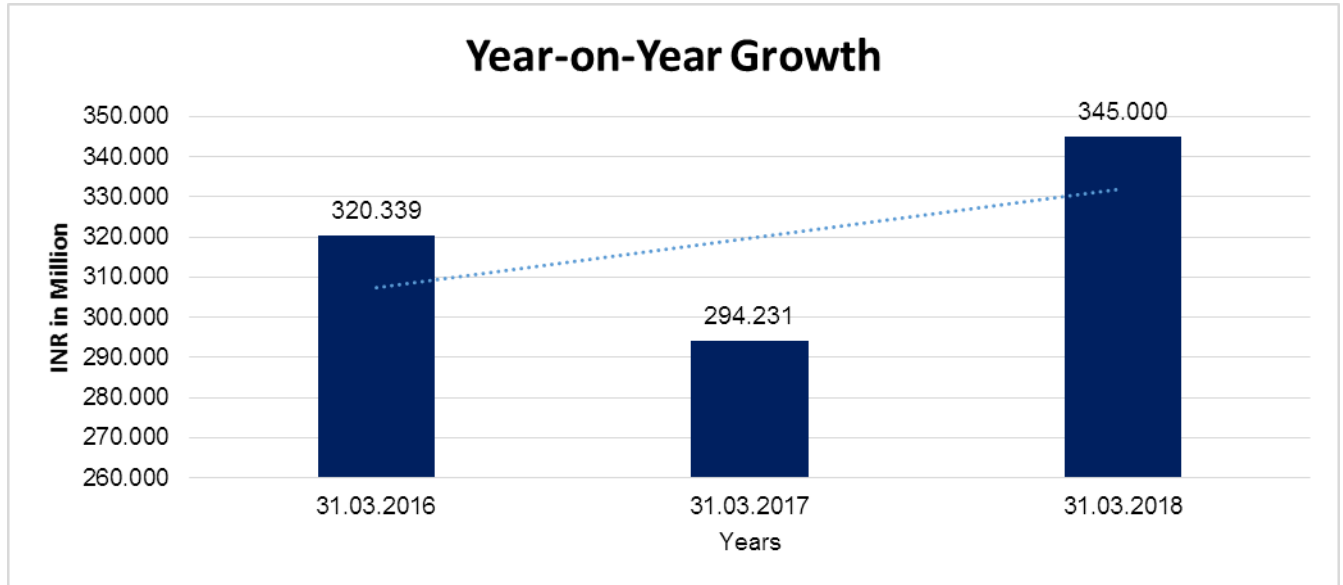
<b>Net worth</b>	<b>1216.093</b>	<b>1231.224</b>	<b>1254.400</b>
long-term borrowings	147.629	125.444	97.200
Short term borrowings	40.016	55.020	5.900
<b>Total borrowings</b>	<b>187.645</b>	<b>180.464</b>	<b>103.100</b>
<b>Debt/Equity ratio</b>	<b>0.154</b>	<b>0.147</b>	<b>0.082</b>



**YEAR-ON-YEAR GROWTH**

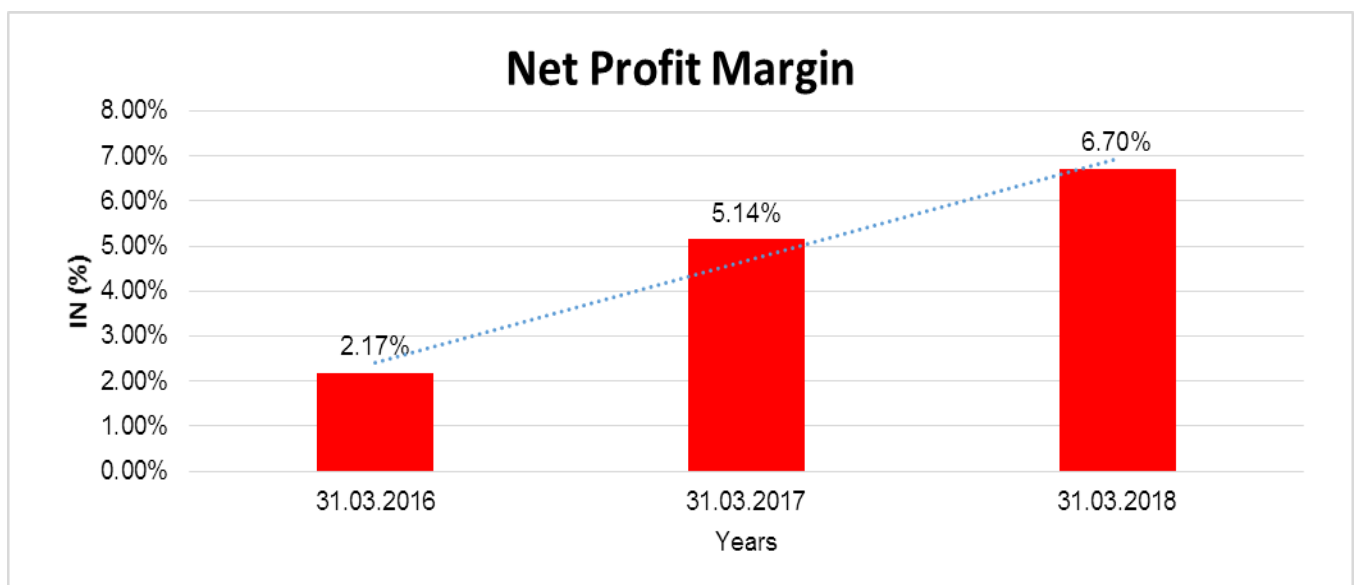
Year on Year Growth	31.03.2016	31.03.2017	31.03.2018
	INR In Million	INR In Million	INR In Million
Sales	320.339	294.231	345.000
		<b>(8.150)</b>	<b>17.255</b>

**DISCLAIMER** : This Report is **PRIVATE & CONFIDENTIAL** and it is prepared at the request of and for its use by the Subscriber only. The Subscriber shall use the contents of the Report merely as an aid to its business. Mira Inform Private Limited ("MIPL") has collated information/data in the Report, which have not been verified unless otherwise specifically mentioned in the Report. The Subscriber shall independently verify the accuracy and correctness of the information/data before in any way acting upon the same. MIPL shall not be liable for any harm, injury, loss or damage caused to the Subscriber due to default by the Subscriber's debtors/beneficiaries in fulfilling their obligations of any nature whatsoever. This Report or any of its portion shall not be used as a documentary evidence or otherwise before any investigative agencies or forum of law. This Report is confidential and proprietary to MIPL. The Subscriber and/or any other person(s) may not reproduce, publish or disclose any of the contents of the Report to others without the express authorization of MIPL. This Report is prepared and issued to the Subscriber without any risk, responsibility or liability on the part of MIPL or its officials.



**NET PROFIT MARGIN**

Net Profit Margin	31.03.2016	31.03.2017	31.03.2018
	INR In Million	INR In Million	INR In Million
Sales	320.339	294.231	345.000
Profit/(Loss)	6.939	15.131	23.100
	<b>2.17%</b>	<b>5.14%</b>	<b>6.70%</b>



**DISCLAIMER** : This Report is **PRIVATE & CONFIDENTIAL** and it is prepared at the request of and for its use by the Subscriber only. The Subscriber shall use the contents of the Report merely as an aid to its business. Mira Inform Private Limited ("MIPL") has collated information/data in the Report, which have not been verified unless otherwise specifically mentioned in the Report. The Subscriber shall independently verify the accuracy and correctness of the information/data before in any way acting upon the same. MIPL shall not be liable for any harm, injury, loss or damage caused to the Subscriber due to default by the Subscriber's debtors/beneficiaries in fulfilling their obligations of any nature whatsoever. This Report or any of its portion shall not be used as a documentary evidence or otherwise before any investigative agencies or forum of law. This Report is confidential and proprietary to MIPL. The Subscriber and/or any other person(s) may not reproduce, publish or disclose any of the contents of the Report to others without the express authorization of MIPL. This Report is prepared and issued to the Subscriber without any risk, responsibility or liability on the part of MIPL or its officials.

**ABRIDGED BALANCE SHEET (CONSOLIDATED)**

SOURCES OF FUNDS		31.03.2018	31.03.2017
<b>I. EQUITY AND LIABILITIES</b>			
(1) Shareholders' Funds			
(a) Share Capital		155.300	155.310
(b) Reserves & Surplus		1163.700	1099.883
(c) Money received against share warrants		0.000	0.000
(2) Share Application money pending allotment		0.000	0.000
Minority Interest		(0.100)	0.000
<b>Total Shareholders' Funds (1) + (2)</b>		<b>1318.900</b>	<b>1255.193</b>
(3) Non-Current Liabilities			
(a) long-term borrowings		205.200	141.893
(b) Deferred tax liabilities (Net)		0.000	0.000
(c) Other long term liabilities		1.200	1.139
(d) long-term provisions		9.000	10.517
<b>Total Non-current Liabilities (3)</b>		<b>215.400</b>	<b>153.549</b>
(4) Current Liabilities			
(a) Short term borrowings		21.900	75.042
(b) Trade payables		36.500	21.861
(c) Other current liabilities		274.900	181.657
(d) Short-term provisions		8.200	3.004
<b>Total Current Liabilities (4)</b>		<b>341.500</b>	<b>281.564</b>
<b>TOTAL</b>		<b>1875.800</b>	<b>1690.306</b>
<b>II. ASSETS</b>			
(1) Non-current assets			
(a) Fixed Assets			
(i) Tangible assets		370.400	346.886
(ii) Intangible Assets		0.000	3.344
(iii) Capital work-in-progress		0.000	17.488
(iv) Intangible assets under development		0.000	0.000
(b) Goodwill on Consolidation		2.900	2.874
(c) Non-current Investments		255.200	213.171
(d) Deferred tax assets (net)		17.400	9.920
(e) Long-term Loan and Advances		64.800	71.323
(f) Other Non-current assets		60.900	45.094
<b>Total Non-Current Assets</b>		<b>771.600</b>	<b>710.100</b>
(2) Current assets			

**DISCLAIMER** : This Report is **PRIVATE & CONFIDENTIAL** and it is prepared at the request of and for its use by the Subscriber only. The Subscriber shall use the contents of the Report merely as an aid to its business. Mira Inform Private Limited ("MIPL") has collated information/data in the Report, which have not been verified unless otherwise specifically mentioned in the Report. The Subscriber shall independently verify the accuracy and correctness of the information/data before in any way acting upon the same. MIPL shall not be liable for any harm, injury, loss or damage caused to the Subscriber due to default by the Subscriber's debtors/beneficiaries in fulfilling their obligations of any nature whatsoever. This Report or any of its portion shall not be used as a documentary evidence or otherwise before any investigative agencies or forum of law. This Report is confidential and proprietary to MIPL. The Subscriber and/or any other person(s) may not reproduce, publish or disclose any of the contents of the Report to others without the express authorization of MIPL. This Report is prepared and issued to the Subscriber without any risk, responsibility or liability on the part of MIPL or its officials.

**ALMONDZ GLOBAL SECURITIES LIMITED - 526321**

**PAGE NO. : 21**

(a) Current investments		0.000	0.000
(b) Inventories		129.800	106.432
(c) Trade receivables		219.000	219.110
(d) Cash and cash equivalents		282.700	202.640
(e) Short-term loans and advances		386.200	394.360
(f) Other current assets		86.500	57.664
<b>Total Current Assets</b>		<b>1104.200</b>	<b>980.206</b>
<b>TOTAL</b>		<b>1875.800</b>	<b>1690.306</b>

**PROFIT & LOSS ACCOUNT (CONSOLIDATED)**

	PARTICULARS	31.03.2018	31.03.2017
	<b>SALES</b>		
	Income	715.000	510.926
	Other Income	52.500	37.076
	<b>TOTAL</b>	<b>767.500</b>	<b>548.002</b>
<b>Less</b>	<b>EXPENSES</b>		
	Employees benefits expense	273.500	225.075
	Other expenses	402.800	273.068
	Prior period expenses / (Incomes) (net)	0.000	0.348
	<b>TOTAL</b>	<b>676.300</b>	<b>498.491</b>
	<b>PROFIT/ (LOSS) BEFORE INTEREST, TAX, DEPRECIATION AND AMORTISATION</b>	<b>91.200</b>	<b>49.511</b>
<b>Less</b>	<b>FINANCIAL EXPENSES</b>	29.800	38.070
	<b>PROFIT / (LOSS) BEFORE TAX, DEPRECIATION AND AMORTISATION</b>	<b>61.400</b>	<b>11.441</b>
<b>Less/ Add</b>	<b>DEPRECIATION/ AMORTISATION</b>	12.700	15.273
	<b>PROFIT/ (LOSS) BEFORE TAX</b>	<b>48.700</b>	<b>(3.832)</b>
<b>Less</b>	<b>TAX</b>	1.800	0.809
	<b>PROFIT/ (LOSS) AFTER TAX</b>	<b>46.900</b>	<b>(4.641)</b>
	<b>Earnings / (Loss) Per Share (INR)</b>	<b>2.45</b>	<b>0.15</b>

**DISCLAIMER** : This Report is **PRIVATE & CONFIDENTIAL** and it is prepared at the request of and for its use by the Subscriber only. The Subscriber shall use the contents of the Report merely as an aid to its business. Mira Inform Private Limited ("MIPL") has collated information/data in the Report, which have not been verified unless otherwise specifically mentioned in the Report. The Subscriber shall independently verify the accuracy and correctness of the information/data before in any way acting upon the same. MIPL shall not be liable for any harm, injury, loss or damage caused to the Subscriber due to default by the Subscriber's debtors/beneficiaries in fulfilling their obligations of any nature whatsoever. This Report or any of its portion shall not be used as a documentary evidence or otherwise before any investigative agencies or forum of law. This Report is confidential and proprietary to MIPL. The Subscriber and/or any other person(s) may not reproduce, publish or disclose any of the contents of the Report to others without the express authorization of MIPL. This Report is prepared and issued to the Subscriber without any risk, responsibility or liability on the part of MIPL or its officials.

**LOCAL AGENCY FURTHER INFORMATION**

Sr. No.	Check list by info agents	Available in Report (Yes/No)
1	Year of establishment	Yes
2	Constitution of the entity -Incorporation details	Yes
3	Locality of the entity	Yes
4	Premises details	No
5	Buyer visit details	--
6	Contact numbers	Yes
7	Name of the person contacted	No
8	Designation of contact person	No
9	Promoter's background	Yes
10	Date of Birth of Proprietor / Partners / Directors	No
11	Pan Card No. of Proprietor / Partners	No
12	Voter Id Card No. of Proprietor / Partners	No
13	Type of business	Yes
14	Line of Business	Yes
15	Export/import details (if applicable)	No
16	No. of employees	Yes
17	Details of sister concerns	Yes
18	Major suppliers	No
19	Major customers	No
20	Banking Details	Yes
21	Banking facility details	Yes
22	Conduct of the banking account	--
23	Financials, if provided	Yes
24	Capital in the business	Yes
25	Last accounts filed at ROC, if applicable	Yes
26	Turnover of firm for last three years	Yes
27	Reasons for variation <> 20%	--
28	Estimation for coming financial year	No
29	Profitability for last three years	Yes
30	Major shareholders, if available	Yes
31	External Agency Rating, if available	Yes
32	Litigations that the firm/promoter involved in	--
33	Market information	--
34	Payments terms	No
35	Negative Reporting by Auditors in the Annual Report	No

**INDEX OF CHARGES**

Charges Registered								
SN o	SRN	Charge Id	Charge Holder Name	Date of Creation	Date of Modification	Date of Satisfaction	Amount	Address
1	G52470127	100081675	Vijaya Bank	31/01/2017	10/08/2017	-	63438000.0	10203, Jamna House, Padam Singh Road, Karol Bagh, New Delhi DL110005IN
2	G36680387	100079205	HDFC BANK LIMITED	22/12/2016	-	-	1250000.0	HDFC BANK HOUSE, SENAPATI BAPAT MARGLOWER PAREL WESTMUMBAIMH400013IN
3	C74476284	10610164	HDFC BANK LIMITED	25/11/2015	-	-	1100000.0	HDFC BANK HOUSE, SENAPATI BAPAT MARGLOWER PAREL WMUMBAIMH400013IN
4	G89013742	10574480	HDFC BANK LIMITED	26/08/2014	-	24/05/2018	2700000.0	HDFC BANK HOUSE, SENAPATI BAPAT MARGLOWER PAREL WMUMBAIMH400013IN
5	G54951934	100114180	Vijaya Bank	08/03/2017	-	16/09/2017	15000000.0	10203, Jamna House, Padam Singh Road, Karol Bagh, New Delhi DL110005IN
6	G52188810	10230638	LIC HOUSING FINANCE LTD	30/06/2010	-	22/08/2017	247500000.0	Bombay Life Bldg., 2nd Floor, 45/47, Veer Nariman Road, MUMBAI- 400001. MH400001IN
7	B24140758	10043675	PUNJAB NATIONAL BANK	02/03/2007	-	13/10/2011	2000000.0	PNB HOUSE, SIR. P. M. ROAD, MUMBAIMH400001IN
8	B241401	1001033	Punjab	26/05/20	-	13/10/20	30000000.0	PNB House Sir P M

**DISCLAIMER** : This Report is **PRIVATE & CONFIDENTIAL** and it is prepared at the request of and for its use by the Subscriber only. The Subscriber shall use the contents of the Report merely as an aid to its business. Mira Inform Private Limited ("MIPL") has collated information/data in the Report, which have not been verified unless otherwise specifically mentioned in the Report. The Subscriber shall independently verify the accuracy and correctness of the information/data before in any way acting upon the same. MIPL shall not be liable for any harm, injury, loss or damage caused to the Subscriber due to default by the Subscriber's debtors/beneficiaries in fulfilling their obligations of any nature whatsoever. This Report or any of its portion shall not be used as a documentary evidence or otherwise before any investigative agencies or forum of law. This Report is confidential and proprietary to MIPL. The Subscriber and/or any other person(s) may not reproduce, publish or disclose any of the contents of the Report to others without the express authorization of MIPL. This Report is prepared and issued to the Subscriber without any risk, responsibility or liability on the part of MIPL or its officials.

**ALMONDZ GLOBAL SECURITIES LIMITED - 526321**

**PAGE NO. : 24**

	54	9	National Bank	06		11		Road, FortMumbaiMH4000 01IN
9	B241414 67	1004390 1	PUNJAB NATION AL BANK	02/03/20 07	-	13/10/20 11	30000000.0	PNB HOUSE,SIR. P. M. ROAD,MUMBAIMH4 00001IN
10	A573798 36	8003853 8	PUNJAB NATION AL BANK	08/12/20 05	04/12/20 08	20/02/20 09	30000000.0	PNB HOUSE,SIR P M ROAD, FORT,MUMBAIMH4 00001IN

**STANDALONE UNAUDITED FINANCIAL RESULTS FOR THE QUARTER ENDED 30.06.2018**

**(INR In Million)**

PARTICULARS	Quarter Ended
	30.06.2018
	Unaudited
<b>INCOME</b>	
Revenue from Operation	80.500
Other Income	5.900
<b>Total Income</b>	<b>86.400</b>
<b>EXPENSES</b>	
Employee benefits expense	36.700
Finance cost	4.100
Depreciation and Amortization expenses	1.700
Other Expenses	37.700
<b>Total Expenses</b>	<b>80.200</b>
<b>Profit Before Tax</b>	<b>6.200</b>
Tax expenses	1.500
<b>Net Profit / (Loss) for the period</b>	<b>4.700</b>
Paid-up Equity Share Capital (Face value INR 10/- per share)	155.300
Other Equity	
<b>Earnings per Share (EPS) - INR</b>	
<b>Basic and Diluted</b>	<b>0.18</b>

**Notes:**

- The statement of unaudited financial results for quarter ended 30 June 2018 has been reviewed and recommended by the Audit Committee and approved by the Board of Directors at their respective meeting held on 10 Aug 2018. The Statutory Auditors of the Company have conducted Limited review of these financial results in terms of Regulation 33 of the Securities and Exchange Board of India (Listing Obligation and Disclosure Requirements) Regulation 2015.
- The statement is prepared in accordance with the requirement of Accounting Standards specified under Section 133 of the Companies Act, 2013, read with Rule 7 of the Companies (Accounts) Rules, 2014.

**DISCLAIMER** : This Report is **PRIVATE & CONFIDENTIAL** and it is prepared at the request of and for its use by the Subscriber only. The Subscriber shall use the contents of the Report merely as an aid to its business. Mira Inform Private Limited ("MIPL") has collated information/data in the Report, which have not been verified unless otherwise specifically mentioned in the Report. The Subscriber shall independently verify the accuracy and correctness of the information/data before in any way acting upon the same. MIPL shall not be liable for any harm, injury, loss or damage caused to the Subscriber due to default by the Subscriber's debtors/beneficiaries in fulfilling their obligations of any nature whatsoever. This Report or any of its portion shall not be used as a documentary evidence or otherwise before any investigative agencies or forum of law. This Report is confidential and proprietary to MIPL. The Subscriber and/or any other person(s) may not reproduce, publish or disclose any of the contents of the Report to others without the express authorization of MIPL. This Report is prepared and issued to the Subscriber without any risk, responsibility or liability on the part of MIPL or its officials.

- Previous period /year figures have been regrouped/ reclassified, wherever necessary.

**Unaudited standalone Segment wise Revenue, Results, Assets and Liabilities for the Quarter ended 30<sup>th</sup> June, 2018**

(INR In Million)

PARTICULARS	Quarter Ended
	30.06.2018
	Unaudited
<b>Segment Revenue (Gross)</b>	
Debt and equity market operations	1.100
Corporate finance/ advisory fees	32.400
Wealth Advisory / Broking activities	31.600
Infrastructure advisory	15.400
<b>Income from Operation</b>	<b>80.500</b>
<b>Segment Results [Profit/(Loss) Before Tax and Finance cost]</b>	
Debt and equity market operations	(9.300)
Corporate finance/ advisory fees	17.300
Wealth Advisory / Broking activities	0.800
Infrastructure advisory	1.500
<b>Total</b>	<b>10.300</b>
Less :	
Unallocable interest	2.300
Other Unallocable Expenditure net of Unallocable Income	1.800
<b>Profit/(Loss) Before Tax</b>	<b>6.200</b>
<b>Segment Assets</b>	
Debt and equity market operations	223.600
Corporate finance/ advisory fees	15.800
Wealth Advisory / Broking activities	357.700
Infrastructure advisory	75.700
Unallocated	1088.700
<b>Total Segment Assets</b>	<b>1761.500</b>
<b>Total Assets</b>	
<b>Segment Liabilities</b>	
Debt and equity market operations	63.700
Corporate finance/ advisory fees	7.800
Wealth Advisory / Broking activities	207.900
Infrastructure advisory	10.500
Unallocated	212.700
<b>Total Liabilities</b>	<b>502.600</b>

**DISCLAIMER** : This Report is **PRIVATE & CONFIDENTIAL** and it is prepared at the request of and for its use by the Subscriber only. The Subscriber shall use the contents of the Report merely as an aid to its business. Mira Inform Private Limited ("MIPL") has collated information/data in the Report, which have not been verified unless otherwise specifically mentioned in the Report. The Subscriber shall independently verify the accuracy and correctness of the information/data before in any way acting upon the same. MIPL shall not be liable for any harm, injury, loss or damage caused to the Subscriber due to default by the Subscriber's debtors/beneficiaries in fulfilling their obligations of any nature whatsoever. This Report or any of its portion shall not be used as a documentary evidence or otherwise before any investigative agencies or forum of law. This Report is confidential and proprietary to MIPL. The Subscriber and/or any other person(s) may not reproduce, publish or disclose any of the contents of the Report to others without the express authorization of MIPL. This Report is prepared and issued to the Subscriber without any risk, responsibility or liability on the part of MIPL or its officials.

**CONTINGENT LIABILITIES:**

PARTICULARS	(INR in million)	
	31.03.2018	31.03.2017
Suit filed by clients on the Company for recovery on account of unauthorized trades on stock exchanges/ deficiency in services. These matters are pending before various dispute resolution authorities.	NA	0.152
Suit filed by previous employees on the Company for recovery of their dues from Company. These matters are pending before various courts.	NA	0.186
Show cause notice for service tax demand in relation to the financial year ended 31 March 2007 and 31 March 2008. Appeal filed with Service Tax Tribunal R. K. Puram, New Delhi. Hearing awaited.	NA	6.444
Show cause notice for service tax demand in relation to the financial year ended 31 March 2006 till the financial year ended 31 March 2009. Reply filed with Assistant Commissioner of Service Tax, M G Road, New Delhi. Hearing awaited.	NA	0.005
Corporate guarantee issued for Almondz Finanz Limited, a wholly owned subsidiary of the Company.	NA	300.000
Corporate guarantee issued for Almondz Commodities Private Limited, a wholly owned subsidiary of the Company.	NA	50.000
Corporate guarantee issued for Skiffle Healthcare Services Limited a wholly owned subsidiary of the Company.	NA	9.808
Bank Guarantee outstanding (net of deposits)	NA	63.400
<b>Total</b>	<b>NA</b>	<b>429.995</b>

**FIXED ASSETS (As on 31.03.2017)**

- Land (free hold)
- Office Buildings
- Plant & Machinery
- Furniture and fixtures
- Vehicles
- Office equipments
- Computers and peripherals
- Leasehold improvements

**CMT REPORT (Corruption, Money Laundering & Terrorism]**

The Public Notice information has been collected from various sources including but not limited to: **The Courts, India Prisons Service, Interpol, etc.**

**1] INFORMATION ON DESIGNATED PARTY**

No records exist designating subject or any of its beneficial owners, controlling shareholders or senior officers as terrorist or terrorist organization or whom notice had been received that all financial transactions involving their assets have been blocked or convicted, found guilty or against whom a judgement or order had been entered in a proceedings for violating money-laundering, anti-corruption or bribery or international economic or anti-terrorism sanction laws or whose assets were seized, blocked, frozen or ordered forfeited for violation of money laundering or international anti-terrorism laws.

**2] Court Declaration :**

No records exist to suggest that subject is or was the subject of any formal or informal allegations, prosecutions or other official proceeding for making any prohibited payments or other improper payments to government officials for engaging in prohibited transactions or with designated parties.

**3] Asset Declaration :**

No records exist to suggest that the property or assets of the subject are derived from criminal conduct or a prohibited transaction.

**4] Record on Financial Crime :**

Charges or conviction registered against subject: **None**

**5] Records on Violation of Anti-Corruption Laws :**

Charges or investigation registered against subject: **None**

**6] Records on Int'l Anti-Money Laundering Laws/Standards :**

Charges or investigation registered against subject: **None**

**7] Criminal Records**

No available information exist that suggest that subject or any of its principals have been formally charged or convicted by a competent governmental authority for any financial crime or under any formal investigation by a competent government authority for any violation of anti-corruption laws or international anti-money laundering laws or standard.

**8] Affiliation with Government :**

No record exists to suggest that any director or indirect owners, controlling shareholders, director, officer or employee of the company is a government official or a family member or close business associate of a Government official.

**9] Compensation Package :**

Our market survey revealed that the amount of compensation sought by the subject is fair and reasonable and comparable to compensation paid to others for similar services.

**10] Press Report :**

No press reports / filings exists on the subject.

**CORPORATE GOVERNANCE**

MIRA INFORM as part of its Due Diligence do provide comments on Corporate Governance to identify management and governance. These factors often have been predictive and in some cases have created vulnerabilities to credit deterioration.

Our Governance Assessment focuses principally on the interactions between a company's management, its Board of Directors, Shareholders and other financial stakeholders.

**CONTRAVENTION**

Subject is not known to have contravened any existing local laws, regulations or policies that prohibit, restrict or otherwise affect the terms and conditions that could be included in the agreement with the subject.

**FOREIGN EXCHANGE RATES**

Currency	Unit	INR
US Dollar	1	INR 69.78
UK Pound	1	INR 89.63
Euro	1	INR 81.17

**INFORMATION DETAILS**

<b>Information Gathered by :</b>	GYA
<b>Analysis Done by :</b>	VIVR
<b>Report Prepared by :</b>	SUD

**SCORE FACTORS**

DEMERIT POINTS		
--BANK CHARGES	YES/NO	YES
--LITIGATION	YES/NO	NO
--OTHER ADVERSE INFORMATION	YES/NO	NO
MERIT POINTS		
--SOLE DISTRIBUTORSHIP	YES/NO	NO
--EXPORT ACTIVITIES	YES/NO	NO
--AFFILIATION	YES/NO	YES
--LISTED	YES/NO	YES
--OTHER MERIT FACTORS	YES/NO	YES

**RATING EXPLANATIONS**

Credit Rating	Explanation	Rating Comments
A++	Minimum Risk	Business dealings permissible with minimum risk of default
A+	Low Risk	Business dealings permissible with low risk of default
A	Acceptable Risk	Business dealings permissible with moderate risk of default
B	Medium Risk	Business dealings permissible on a regular monitoring basis
C	Medium High Risk	Business dealings permissible preferably on secured basis
D	High Risk	Business dealing not recommended or on secured terms only
NB	New Business	No recommendation can be done due to business in infancy stage
NT	No Trace	No recommendation can be done as the business is not traceable

NB is stated where there is insufficient information to facilitate rating. However, it is not to be considered as unfavourable.

This score serves as a reference to assess SC's credit risk and to set the amount of credit to be extended. It is calculated from a composite of weighted scores obtained from each of the major sections of this report. The assessed factors are as follows:

- Financial condition covering various ratios
- Company background and operations size
- Promoters / Management background
- Payment record
- Litigation against the subject
- Industry scenario / competitor analysis
- Supplier / Customer / Banker review (wherever available)

**DISCLAIMER** : This Report is **PRIVATE & CONFIDENTIAL** and it is prepared at the request of and for its use by the Subscriber only. The Subscriber shall use the contents of the Report merely as an aid to its business. Mira Inform Private Limited ("MIPL") has collated information/data in the Report, which have not been verified unless otherwise specifically mentioned in the Report. The Subscriber shall independently verify the accuracy and correctness of the information/data before in any way acting upon the same. MIPL shall not be liable for any harm, injury, loss or damage caused to the Subscriber due to default by the Subscriber's debtors/beneficiaries in fulfilling their obligations of any nature whatsoever. This Report or any of its portion shall not be used as a documentary evidence or otherwise before any investigative agencies or forum of law. This Report is confidential and proprietary to MIPL. The Subscriber and/or any other person(s) may not reproduce, publish or disclose any of the contents of the Report to others without the express authorization of MIPL. This Report is prepared and issued to the Subscriber without any risk, responsibility or liability on the part of MIPL or its officials.