

## MIRA INFORM REPORT

<b>Report No. :</b>	526304
<b>Report Date :</b>	25.08.2018

### IDENTIFICATION DETAILS

<b>Name :</b>	REGENT ELECTRO-MECH PRIVATE LIMITED
<b>Registered Office :</b>	Regent Tower, GN-24, Saltlake City, Sector – V, Kolkata – 700091, West Bengal
<b>Tel. No.:</b>	91-33-22277128/ 43302202/ 24
<b>Country :</b>	India
<b>Financials (as on) :</b>	31.03.2017
<b>Date of Incorporation :</b>	12.01.2000
<b>CIN No.:</b> [Company Identification No.]	U31901WB2000PTC090914
<b>Capital Investment / Paid-up Capital :</b>	INR 1.002 Million
<b>PAN No.:</b> [Permanent Account No.]	AABCR6399H
<b>GSTN :</b> [Goods & Service Tax Registration No.]	19AABCR6399H1ZT
<b>TIN No:</b>	19200389036
<b>Legal Form :</b>	Private Limited Liability Company
<b>Line of Business :</b>	<ul style="list-style-type: none"> <li>• Trading of Power Distribution, Generation Spares, Cables and Accessories. (registered Activity)</li> <li>• Manufacturer of Generators, Switch Gears, House and Commercial Energy Meters, Measuring Meters, Transformers, Wire and Cables. (As per Memorandum of Association)</li> </ul>
<b>No. of Employees :</b>	30 (Approximately)

**RATING & COMMENTS**

(Mira Inform has adopted New Rating mechanism w.e.f. 23<sup>rd</sup> January 2017)

**MIRA's Rating :**

A

Credit Rating	Explanation	Rating Comments
A	Acceptable Risk	Business dealings permissible with moderate risk of default

<b>Status :</b>	Good
<b>Payment Behaviour :</b>	Usually correct
<b>Litigation :</b>	Clear
<b>Comments :</b>	<p>Subject was incorporated in the year 2000. It is a manufacturer of generators, switch gears, house and commercial energy meters, measuring meters, transformers, wire &amp; cables.</p> <p>As per the financials of FY 2017, the company has achieved decent revenue from its operations along with a fair profit margin of 6.59%.</p> <p>The sound financial risk profile of the company is marked by adequate net worth base along with negligible debt balance sheet profile.</p> <p>Rating takes into account the subject's long established track record of business operations along with extensive experience of its promoters.</p> <p>Rating also takes into consideration the subject's healthy Earnings per Share of INR 624 against the Face Value of INR 10.</p> <p>Payment seems to be usually correct.</p> <p>In view of aforesaid, the company can be considered for business dealings at usual trade terms and conditions.</p>

**NOTES:**

Any query related to this report can be made on e-mail: [infodept@mirainform.com](mailto:infodept@mirainform.com) while quoting report number, name and date.

**ECGC Country Risk Classification List**

Country Name	Previous Rating (31.12.2017)	Current Rating (01.04.2018)
India	A1	A1

Risk Category	ECGC Classification
Insignificant	A1
Low Risk	A2

**DISCLAIMER :** This Report is **PRIVATE & CONFIDENTIAL** and it is prepared at the request of and for its use by the Subscriber only. The Subscriber shall use the contents of the Report merely as an aid to its business. Mira Inform Private Limited ("MIPL") has collated information/data in the Report, which have not been verified unless otherwise specifically mentioned in the Report. The Subscriber shall independently verify the accuracy and correctness of the information/data before in any way acting upon the same. MIPL shall not be liable for any harm, injury, loss or damage caused to the Subscriber due to default by the Subscriber's debtors/beneficiaries in fulfilling their obligations of any nature whatsoever. This Report or any of its portion shall not be used as a documentary evidence or otherwise before any investigative agencies or forum of law. This Report is confidential and proprietary to MIPL. The Subscriber and/or any other person(s) may not reproduce, publish or disclose any of the contents of the Report to others without the express authorization of MIPL. This Report is prepared and issued to the Subscriber without any risk, responsibility or liability on the part of MIPL or its officials.

Moderately Low Risk	B1
Moderate Risk	B2
Moderately High Risk	C1
High Risk	C2
Very High Risk	D

**EXTERNAL AGENCY RATING**

<b>Rating Agency Name</b>	Not Available
<b>Rating</b>	Not Available
<b>Rating Explanation</b>	Not Available
<b>Date</b>	Not Available

**RBI DEFAULTERS' LIST STATUS**

Subject's name is not enlisted as a defaulter in the publicly available RBI Defaulters' list.

**EPF (Employee Provident Fund) DEFAULTERS' LIST STATUS**

Subject's name is not enlisted as a defaulter in the publicly available EPF (Employee Provident Fund) Defaulters' list as of 31-03-2018.

**BIFR (Board for Industrial & Financial Reconstruction) LISTING STATUS**

Subject's name is not listed as a Sick Unit in the publicly available BIFR (Board for Industrial & Financial Reconstruction) list as of 25.08.2018

**IBBI (Insolvency and Bankruptcy Board of India) LISTING STATUS**

Subject's name is not listed in the publicly available IBBI (Insolvency and Bankruptcy Board of India) list as of report date.

**INFORMATION PARTED BY**

<b>Name :</b>	Mr. Raj Kumar Poddar
<b>Designation :</b>	Executive of Finance
<b>Contact No.:</b>	91-9903040484
<b>Date :</b>	24.08.2018

**LOCATIONS**

<b>Registered Office :</b>	Regent Tower, GN-24, Saltlake City, Sector – V, Kolkata – 700091, West Bengal, India
<b>Tel. No.:</b>	91-33-22277128/ 43302202/ 24

**DISCLAIMER :** This Report is **PRIVATE & CONFIDENTIAL** and it is prepared at the request of and for its use by the Subscriber only. The Subscriber shall use the contents of the Report merely as an aid to its business. Mira Inform Private Limited ("MIPL") has collated information/data in the Report, which have not been verified unless otherwise specifically mentioned in the Report. The Subscriber shall independently verify the accuracy and correctness of the information/data before in any way acting upon the same. MIPL shall not be liable for any harm, injury, loss or damage caused to the Subscriber due to default by the Subscriber's debtors/beneficiaries in fulfilling their obligations of any nature whatsoever. This Report or any of its portion shall not be used as a documentary evidence or otherwise before any investigative agencies or forum of law. This Report is confidential and proprietary to MIPL. The Subscriber and/or any other person(s) may not reproduce, publish or disclose any of the contents of the Report to others without the express authorization of MIPL. This Report is prepared and issued to the Subscriber without any risk, responsibility or liability on the part of MIPL or its officials.

<b>Mobile No.:</b>	91-9903040484 (Mr. Raj Kumar Poddar)
<b>Fax No.:</b>	91-33-22277129/ 40302210
<b>E-Mail :</b>	<a href="mailto:rkpoddar@regentgroup.in">rkpoddar@regentgroup.in</a> <a href="mailto:info@regentgroup.in">info@regentgroup.in</a>
<b>Website :</b>	<a href="http://www.regentgroup.in">http://www.regentgroup.in</a>
<b>Location :</b>	Owned
<b>Locality :</b>	Commercial

**DIRECTORS**

As on 31.03.2018

<b>Name :</b>	Mr. Rajdeep Murarka		
<b>Designation :</b>	Director		
<b>Address :</b>	Block -BE 147, Sector-1, Saltlake, Block -CC, Bidhannagar (M), North 24 Paraganas, Kolkata-700064, West Bengal, India		
<b>Date of Birth/Age :</b>	15.08.1983		
<b>Qualification :</b>	B.Com		
<b>Date of Appointment :</b>	14.11.2005		
<b>PAN No.:</b>	AFBPM4990H		
<b>DIN No:</b>	00575468		
<b>Other Directorship:</b>			
<b>CIN/FCRN</b>	<b>Company Name</b>	<b>Begin Date</b>	<b>End Date</b>
U33110TN1970PLC005791	SIMCO ENGINEERING LIMITED	30/04/2018	-
U51109WB1996PTC078527	SPECTRUM COMMODITIES PVT LTD	08/02/2010	-
U52190WB2012PTC184453	UPBRIGHT INDUSTRIAL SUPPLY PRIVATE LIMITED	07/08/2012	-
U15100WB2012PTC184452	UPBRIGHT SUBSISTENCE PRIVATE LIMITED	07/08/2012	-
<b>Name :</b>	Mr. Pradeep Kumar Murarka		
<b>Designation :</b>	Director		
<b>Address :</b>	Block -BE 147, Sector-1, Saltlake, Block -CC, Bidhannagar (M), North 24 Paraganas, Kolkata-700064, West Bengal, India		
<b>Date of Birth/Age :</b>	25.12.1957		
<b>Qualification :</b>	B.Com		
<b>Date of Appointment :</b>	12.01.2000		
<b>PAN No.:</b>	AHFPM9354B		
<b>DIN No:</b>	00575710		
<b>Other Directorship:</b>			
<b>CIN/FCRN</b>	<b>Company Name</b>	<b>Begin Date</b>	<b>End Date</b>
U33110TN1970PLC005791	SIMCO ENGINEERING	30/04/2018	-

**DISCLAIMER :** This Report is **PRIVATE & CONFIDENTIAL** and it is prepared at the request of and for its use by the Subscriber only. The Subscriber shall use the contents of the Report merely as an aid to its business. Mira Inform Private Limited ("MIPL") has collated information/data in the Report, which have not been verified unless otherwise specifically mentioned in the Report. The Subscriber shall independently verify the accuracy and correctness of the information/data before in any way acting upon the same. MIPL shall not be liable for any harm, injury, loss or damage caused to the Subscriber due to default by the Subscriber's debtors/beneficiaries in fulfilling their obligations of any nature whatsoever. This Report or any of its portion shall not be used as a documentary evidence or otherwise before any investigative agencies or forum of law. This Report is confidential and proprietary to MIPL. The Subscriber and/or any other person(s) may not reproduce, publish or disclose any of the contents of the Report to others without the express authorization of MIPL. This Report is prepared and issued to the Subscriber without any risk, responsibility or liability on the part of MIPL or its officials.

	LIMITED		
U51109WB1996PTC078527	SPECTRUM COMMODITIES PVT LTD	24/06/2005	-
U29141WB1968GAP027298	EASTERN INDIA BALL BEARING MERCHANTS ASSOCIATION.	14/09/2006	-
U45203WB2008PTC121591	REGENT METROPOLITAN SERVICES PRIVATE LIMITED	10/01/2008	-
U51909WB2008PTC131510	HORIZON TIE-UP PRIVATE LIMITED.	11/06/2012	-
U51101WB2010PTC143474	CAROLINA DEALERS PRIVATE LIMITED	25/07/2012	-
U51101WB2010PTC143477	TOPSTAR COMMOTRADE PRIVATE LIMITED	19/09/2012	-
U65990WB2018PTC225784	REGENT METROPOLITAN SECURITIES PRIVATE LIMITED	23/04/2018	-

<b>Name :</b>	Mrs. Reena Murarka
<b>Designation :</b>	Director
<b>Address :</b>	Block -BE 147, Sector-1, Saltlake, Block -CC, Bidhannagar (M), North 24 Paraganas, Kolkata-700064, West Bengal, India
<b>Date of Birth/Age :</b>	04.01.1961
<b>Qualification :</b>	B.Com
<b>Date of Appointment :</b>	12.01.2000
<b>PAN No.:</b>	AFAPM5473N
<b>DIN No:</b>	01410176

**Other Directorship:**

CIN/FCRN	Company Name	Begin Date	End Date
U33110TN1970PLC005791	SIMCO ENGINEERING LIMITED	15/02/2011	-
U51109WB1996PTC078527	SPECTRUM COMMODITIES PVT LTD	30/06/2005	-
U45203WB2008PTC121591	REGENT METROPOLITAN SERVICES PRIVATE LIMITED	10/01/2008	-
U51909WB2008PTC131510	HORIZON TIE-UP PRIVATE LIMITED.	10/03/2016	-
U51101WB2010PTC143474	CAROLINA DEALERS PRIVATE LIMITED	10/03/2016	-
U51101WB2010PTC143477	TOPSTAR	10/03/2016	-

	COMMOTRADE PRIVATE LIMITED		
U65990WB2018PTC225784	REGENT METROPOLITAN SECURITIES PRIVATE LIMITED	23/04/2018	-

**KEY EXECUTIVES**

<b>Name :</b>	Mr. Raj Kumar Poddar
<b>Designation :</b>	Executive of Finance

**MAJOR SHAREHOLDERS**

**As on 31.03.2017**

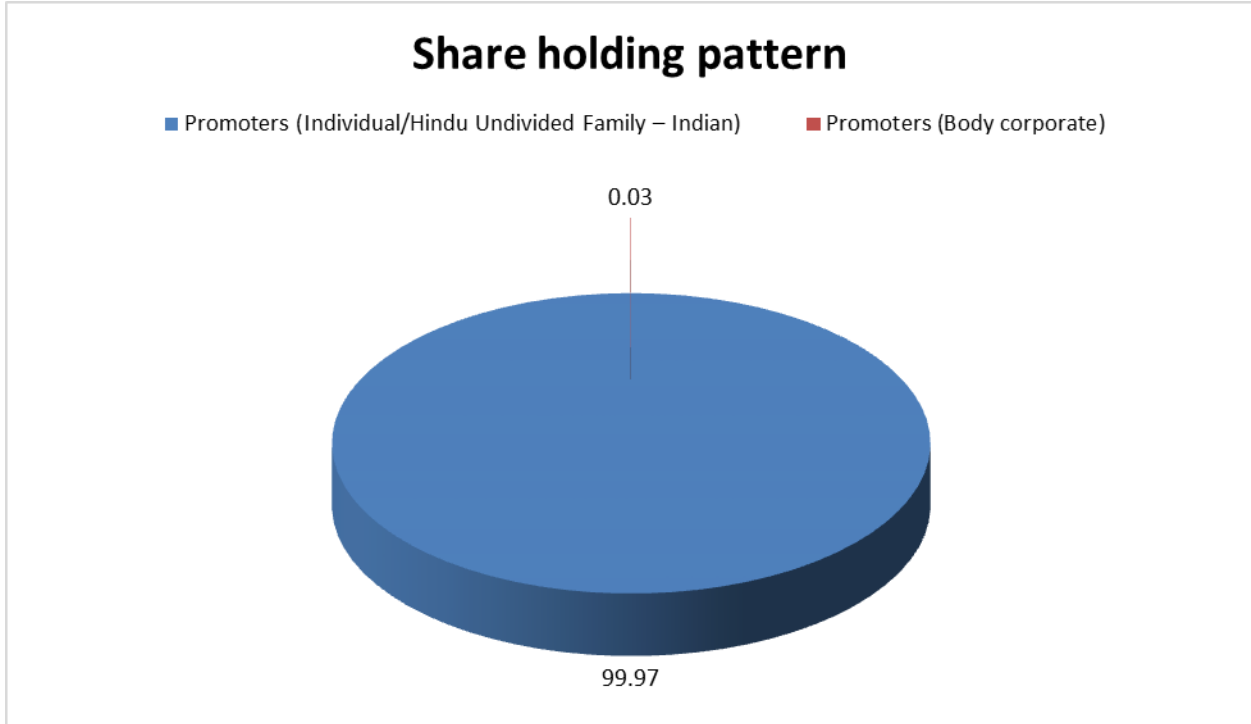
Names of Shareholders	No. of Shares
Pradeep Kumar Murarka	100100
Reena Murarka	100
Horizon Tie Up Private Limited, India	10
Regent metropolitan Services Private Limited, India	10
Spectrum Commodities Private Limited, India	10
Rajdeep Murarka	10
Rohini Murarka	10
<b>Total</b>	<b>100250</b>

**Equity Share Break up (Percentage of Total Equity)**

**As on: 28.09.2017**

Category	Percentage
Promoters (Individual/Hindu Undivided Family – Indian)	99.97
Promoters (Body corporate)	0.03
<b>Total</b>	<b>100.00</b>

**DISCLAIMER :** This Report is **PRIVATE & CONFIDENTIAL** and it is prepared at the request of and for its use by the Subscriber only. The Subscriber shall use the contents of the Report merely as an aid to its business. Mira Inform Private Limited ("MIPL") has collated information/data in the Report, which have not been verified unless otherwise specifically mentioned in the Report. The Subscriber shall independently verify the accuracy and correctness of the information/data before in any way acting upon the same. MIPL shall not be liable for any harm, injury, loss or damage caused to the Subscriber due to default by the Subscriber's debtors/beneficiaries in fulfilling their obligations of any nature whatsoever. This Report or any of its portion shall not be used as a documentary evidence or otherwise before any investigative agencies or forum of law. This Report is confidential and proprietary to MIPL. The Subscriber and/or any other person(s) may not reproduce, publish or disclose any of the contents of the Report to others without the express authorization of MIPL. This Report is prepared and issued to the Subscriber without any risk, responsibility or liability on the part of MIPL or its officials.



#### BUSINESS DETAILS

<b>Line of Business :</b>	<ul style="list-style-type: none"> <li>Trading of Power Distribution, Generation Spares, Cables and Accessories. (registered Activity)</li> <li>Manufacturer of Generators, Switch Gears, House and Commercial Energy Meters, Measuring Meters, Transformers, Wire and Cables. (As per Memorandum of Association)</li> </ul>	
<b>Products / Services :</b>	<b>Item Code No.</b>	<b>Products/Services Description</b>
	84069000	Power Distribution & Generation Spares
	74130000	Cables and Accessories
<b>Brand Names :</b>	Not Available	
<b>Agencies Held :</b>	Not Available	
<b>Exports :</b>	Not Available	
<b>Imports :</b>		
<b>Products :</b>	Critical Electrical Mechanical Spares	
<b>Countries :</b>	<ul style="list-style-type: none"> <li>Thailand</li> <li>United Kingdom</li> </ul>	

**DISCLAIMER :** This Report is **PRIVATE & CONFIDENTIAL** and it is prepared at the request of and for its use by the Subscriber only. The Subscriber shall use the contents of the Report merely as an aid to its business. Mira Inform Private Limited ("MIPL") has collated information/data in the Report, which have not been verified unless otherwise specifically mentioned in the Report. The Subscriber shall independently verify the accuracy and correctness of the information/data before in any way acting upon the same. MIPL shall not be liable for any harm, injury, loss or damage caused to the Subscriber due to default by the Subscriber's debtors/beneficiaries in fulfilling their obligations of any nature whatsoever. This Report or any of its portion shall not be used as a documentary evidence or otherwise before any investigative agencies or forum of law. This Report is confidential and proprietary to MIPL. The Subscriber and/or any other person(s) may not reproduce, publish or disclose any of the contents of the Report to others without the express authorization of MIPL. This Report is prepared and issued to the Subscriber without any risk, responsibility or liability on the part of MIPL or its officials.

	<ul style="list-style-type: none"> <li>• Germany</li> <li>• Switzerland</li> <li>• Sweden</li> </ul>
<b>Terms :</b>	
<b>Selling :</b>	Advance Payment, L/C, Cheque and Credit (120 Days)
<b>Purchasing :</b>	Advance Payment, L/C, Cheque and Credit (120 Days)

**PRODUCTION STATUS – (NOT AVAILABLE)**

**GENERAL INFORMATION**

<b>Suppliers :</b>	<b>Reference :</b>	Not Divulged
	<b>Name of the Person :</b>	--
	<b>Contact No.:</b>	--
	<b>Since How Long Known :</b>	--
	<b>Maximum Limit Dealt :</b>	--
	<b>Experience :</b>	--
	<b>Remark:</b>	--
<b>Customers :</b>	End Users and OEM's	
	<b>Reference :</b>	Not Divulged
	<b>Name of the Person :</b>	--
	<b>Contact No.:</b>	--
	<b>Since How Long Known :</b>	--
	<b>Maximum Limit Dealt :</b>	--
	<b>Experience :</b>	--
<b>Remark:</b>	--	
<b>No. of Employees :</b>	30 (Approximately)	
<b>Bankers :</b>	<b>Banker Name :</b>	Citi Bank N.A.
	<b>Branch :</b>	Kanak Building, 41, Chowringhee Road, Kolkata-700071, West Bengal, India
	<b>Person Name (With Designation) :</b>	--
	<b>Contact Number :</b>	91-33-44003517
	<b>Name of Account Holder :</b>	--
	<b>Account Number :</b>	--
	<b>Account Since (Date/Year of Account Opening) :</b>	--
	<b>Average Balance Maintained :</b>	--
	<b>Credit Facilities Enjoyed (CC/OD/Term Loan) :</b>	--
	<b>Account Operation :</b>	--

**DISCLAIMER :** This Report is **PRIVATE & CONFIDENTIAL** and it is prepared at the request of and for its use by the Subscriber only. The Subscriber shall use the contents of the Report merely as an aid to its business. Mira Inform Private Limited ("MIPL") has collated information/data in the Report, which have not been verified unless otherwise specifically mentioned in the Report. The Subscriber shall independently verify the accuracy and correctness of the information/data before in any way acting upon the same. MIPL shall not be liable for any harm, injury, loss or damage caused to the Subscriber due to default by the Subscriber's debtors/beneficiaries in fulfilling their obligations of any nature whatsoever. This Report or any of its portion shall not be used as a documentary evidence or otherwise before any investigative agencies or forum of law. This Report is confidential and proprietary to MIPL. The Subscriber and/or any other person(s) may not reproduce, publish or disclose any of the contents of the Report to others without the express authorization of MIPL. This Report is prepared and issued to the Subscriber without any risk, responsibility or liability on the part of MIPL or its officials.

	<b>Remark :</b>	Continuously Ringing	
<b>Facilities :</b>	<b>Secured Loan</b>	<b>31.03.2017 (INR in Million)</b>	<b>31.03.2016 (INR in Million)</b>
	<b>Short-term borrowings</b>		
	Loans taken for vehicles	3.032	2.944
	<b>Total</b>	<b>3.032</b>	<b>2.944</b>

<b>Auditors :</b>	
<b>Name :</b>	Maroti and Company Chartered Accountants
<b>Address :</b>	3A, Surendra Mohan Ghosh Sarani, 1st Floor, South Western Side, Kolkata – 700001, West Bengal, India
<b>Income-tax PAN of auditor or auditor's firm :</b>	ADXPM7309L
<b>Membership Number:</b>	055931
<b>Memberships :</b>	Not Available
<b>Collaborators :</b>	Not Available
<b>Subsidiary Company:</b>	SIMCO Engineering Limited (Formerly Iskrameco Regent Limited) (U33110TN1970PLC005791)
<b>Associates Concern</b>	<ul style="list-style-type: none"> <li>• Spectrum Commodities Private Limited</li> <li>• Regent Metropolitan Services Private Limited</li> <li>• Horizon Tie up Private Limited</li> <li>• Regent Trading Company (Partnership Firm)</li> <li>• Topstar Commotrade Private Limited</li> <li>• Carolina Dealers Private Limited</li> <li>• Upbright cleaning services Private Limited</li> <li>• Upbright Industrial Supply Private Limited</li> <li>• Regent Export (Partnership Firm)</li> </ul>

**CAPITAL STRUCTURE**

**AS ON: 31.03.2017**

**Authorised Capital :**

No. of Shares	Type	Value	Amount
250000	Equity Shares	INR 10/- each	INR 2.500 Million

**Issued, Subscribed & Paid-up Capital :**

No. of Shares	Type	Value	Amount
100250	Equity Shares	INR 10/- each	INR 1.002 Million

**FINANCIAL DATA**  
*[all figures are in INR Million]*

**ABRIDGED BALANCE SHEET (STANDALONE)**

<b>SOURCES OF FUNDS</b>	<b>31.03.2017</b>	<b>31.03.2016</b>	<b>31.03.2015</b>
<b>I. EQUITY AND LIABILITIES</b>			
(1) Shareholders' Funds			
(a) Share Capital	1.002	1.002	1.002
(b) Reserves and Surplus	623.650	561.084	502.663
(c) Money received against share warrants	0.000	0.000	0.000
(2) Share Application money pending allotment	0.000	0.000	0.000
<b>Total Shareholders' Funds (1) + (2)</b>	<b>624.652</b>	<b>562.086</b>	<b>503.665</b>
(3) Non-Current Liabilities			
(a) long-term borrowings	0.000	0.000	0.000
(b) Deferred tax liabilities (Net)	0.000	6.917	5.685
(c) Other long-term liabilities	0.000	0.000	0.000
(d) long-term provisions	0.000	0.000	0.000
<b>Total Non-current Liabilities (3)</b>	<b>0.000</b>	<b>6.917</b>	<b>5.685</b>
(4) Current Liabilities			
(a) Short-term borrowings	3.032	2.944	0.000
(b) Trade payables	202.230	467.968	397.446
(c) Other current liabilities	87.096	100.465	139.378
(d) Short-term provisions	0.000	0.000	0.000
<b>Total Current Liabilities (4)</b>	<b>292.358</b>	<b>571.377</b>	<b>536.824</b>
<b>TOTAL</b>	<b>917.010</b>	<b>1140.380</b>	<b>1046.174</b>
<b>II. ASSETS</b>			
(1) Non-current assets			
(a) Fixed Assets			
(i) Tangible assets	35.488	30.218	28.335
(ii) Intangible Assets	0.000	0.000	0.000
(iii) Tangible assets capital work-in-progress	0.000	0.000	0.000
(iv) Intangible assets under development	0.000	0.000	0.000
(b) Non-current Investments	336.352	402.108	262.552
(c) Deferred tax assets (net)	0.412	0.000	0.000
(d) Long-term loans and advances	0.000	0.000	0.000
(e) Other Non-current assets	0.000	0.000	0.000
<b>Total Non-Current Assets</b>	<b>372.252</b>	<b>432.326</b>	<b>290.887</b>

**DISCLAIMER** : This Report is **PRIVATE & CONFIDENTIAL** and it is prepared at the request of and for its use by the Subscriber only. The Subscriber shall use the contents of the Report merely as an aid to its business. Mira Inform Private Limited ("MIPL") has collated information/data in the Report, which have not been verified unless otherwise specifically mentioned in the Report. The Subscriber shall independently verify the accuracy and correctness of the information/data before in any way acting upon the same. MIPL shall not be liable for any harm, injury, loss or damage caused to the Subscriber due to default by the Subscriber's debtors/beneficiaries in fulfilling their obligations of any nature whatsoever. This Report or any of its portion shall not be used as a documentary evidence or otherwise before any investigative agencies or forum of law. This Report is confidential and proprietary to MIPL. The Subscriber and/or any other person(s) may not reproduce, publish or disclose any of the contents of the Report to others without the express authorization of MIPL. This Report is prepared and issued to the Subscriber without any risk, responsibility or liability on the part of MIPL or its officials.

(2) Current assets			
(a) Current investments	0.000	0.000	0.000
(b) Inventories	0.303	25.716	41.297
(c) Trade receivables	307.348	376.046	295.457
(d) Cash and bank balances	230.694	257.216	275.351
(e) Short-term loans and advances	5.684	48.099	138.882
(f) Other current assets	0.729	0.977	4.300
<b>Total Current Assets</b>	<b>544.758</b>	<b>708.054</b>	<b>755.287</b>
<b>TOTAL</b>	<b>917.010</b>	<b>1140.380</b>	<b>1046.174</b>

**PROFIT & LOSS ACCOUNT (STANDALONE)**

	<b>PARTICULARS</b>	<b>31.03.2017</b>	<b>31.03.2016</b>	<b>31.03.2015</b>
	<b>SALES</b>			
	Total Revenue from operations	949.619	957.072	1417.001
	Other Income	33.403	42.476	49.084
	<b>TOTAL</b>	<b>983.022</b>	<b>999.548</b>	<b>1466.085</b>
<b>Less</b>	<b>EXPENSES</b>			
	Purchases of Stock-in-Trade	797.888	812.396	1186.760
	Changes in inventories of finished goods, work-in-progress and Stock-in-Trade	25.413	15.581	32.997
	Employee benefit expense	21.126	16.561	15.653
	Other expenses	47.207	58.310	91.949
	<b>TOTAL</b>	<b>891.634</b>	<b>902.848</b>	<b>1327.359</b>
	<b>PROFIT/ (LOSS) BEFORE INTEREST, TAX, DEPRECIATION AND AMORTISATION</b>	<b>91.388</b>	<b>96.700</b>	<b>138.726</b>
<b>Less</b>	<b>FINANCIAL EXPENSES</b>	0.858	0.327	0.755
	<b>PROFIT / (LOSS) BEFORE TAX, DEPRECIATION AND AMORTISATION</b>	<b>90.530</b>	<b>96.373</b>	<b>137.971</b>
<b>Less/ Add</b>	<b>DEPRECIATION/ AMORTISATION</b>	4.307	3.467	5.217
	<b>PROFIT/ (LOSS) BEFORE TAX</b>	<b>86.223</b>	<b>92.906</b>	<b>132.754</b>
<b>Less</b>	<b>TAX</b>	23.658	34.485	46.631
	<b>PROFIT/ (LOSS) AFTER TAX</b>	<b>62.565</b>	<b>58.421</b>	<b>86.123</b>
	<b>Earnings / (Loss) Per Share (INR)</b>	<b>624.09</b>	<b>582.75</b>	<b>859.08</b>

**DISCLAIMER** : This Report is **PRIVATE & CONFIDENTIAL** and it is prepared at the request of and for its use by the Subscriber only. The Subscriber shall use the contents of the Report merely as an aid to its business. Mira Inform Private Limited ("MIPL") has collated information/data in the Report, which have not been verified unless otherwise specifically mentioned in the Report. The Subscriber shall independently verify the accuracy and correctness of the information/data before in any way acting upon the same. MIPL shall not be liable for any harm, injury, loss or damage caused to the Subscriber due to default by the Subscriber's debtors/beneficiaries in fulfilling their obligations of any nature whatsoever. This Report or any of its portion shall not be used as a documentary evidence or otherwise before any investigative agencies or forum of law. This Report is confidential and proprietary to MIPL. The Subscriber and/or any other person(s) may not reproduce, publish or disclose any of the contents of the Report to others without the express authorization of MIPL. This Report is prepared and issued to the Subscriber without any risk, responsibility or liability on the part of MIPL or its officials.

Particulars			31.03.2018
Sales Turnover (Approximately)			1200.000

Expected Sales (2018-2019): INR 1500.000 Million (Due to Business Growth)

The above information has been parted by Mr. Raj Kumar Poddar (Executive of Finance)

**CURRENT MATURITIES OF LONG TERM DEBT DETAILS**

Particulars	31.03.2017	31.03.2016	31.03.2015
Current Maturities of Long term debt	NA	NA	NA
Net cash flows from (used in) operations	(82.197)	26.490	135.675
Net cash flows from (used in) operating activities	(113.212)	(6.931)	88.147

**KEY RATIOS**

**EFFICIENCY RATIOS**

PARTICULARS	31.03.2017	31.03.2016	31.03.2015
Average Collection Days [Sundry Debtors / Income * 365]	118.13	143.41	76.11
Account Receivables Turnover [Income / Sunday Debtors]	3.09	2.55	4.80
Average Payment Days [Sundry Creditors / Purchases * 365]	92.51	210.25	122.24
Inventory Turnover [Operating Income / Inventories]	301.61	3.76	3.36
Asset Turnover [Operating Income / Net Fixed Assets]	2.58	3.20	4.90

**LEVERAGE RATIOS**

PARTICULARS	31.03.2017	31.03.2016	31.03.2015
Debt Ratio [(Borrowing + Current Liabilities) / Total]	0.32	0.50	0.51

**DISCLAIMER** : This Report is **PRIVATE & CONFIDENTIAL** and it is prepared at the request of and for its use by the Subscriber only. The Subscriber shall use the contents of the Report merely as an aid to its business. Mira Inform Private Limited ("MIPL") has collated information/data in the Report, which have not been verified unless otherwise specifically mentioned in the Report. The Subscriber shall independently verify the accuracy and correctness of the information/data before in any way acting upon the same. MIPL shall not be liable for any harm, injury, loss or damage caused to the Subscriber due to default by the Subscriber's debtors/beneficiaries in fulfilling their obligations of any nature whatsoever. This Report or any of its portion shall not be used as a documentary evidence or otherwise before any investigative agencies or forum of law. This Report is confidential and proprietary to MIPL. The Subscriber and/or any other person(s) may not reproduce, publish or disclose any of the contents of the Report to others without the express authorization of MIPL. This Report is prepared and issued to the Subscriber without any risk, responsibility or liability on the part of MIPL or its officials.

Assets]				
Debt Equity Ratio (Borrowings / NetWorth)		0.00	0.01	0.00
Current Liabilities to Networth (Current Liabilities / NetWorth)		0.47	1.02	1.07
Fixed Assets to NetWorth (Net Fixed Assets / NetWorth)		0.06	0.05	0.06
Interest Coverage Ratio [PBIT / Financial Charges]		106.51	295.72	183.74

**PROFITABILITY RATIOS**

PARTICULARS		31.03.2017	31.03.2016	31.03.2015
Net Profit Margin [(PAT / Sales) * 100]	(%)	6.59	6.10	6.08
Return on Total Assets [(PAT / Total Assets) * 100]	(%)	6.82	5.12	8.23
Return on Investment (ROI) [(PAT / NetWorth) * 100]	(%)	10.02	10.39	17.10

**SOLVENCY RATIO**

PARTICULARS		31.03.2017	31.03.2016	31.03.2015
Current Ratio [Current Assets / Current Liabilities]		1.86	1.24	1.41
Quick Ratio [(Current Assets - Inventories) / Current Liabilities]		1.86	1.19	1.33
G-Score Ratio Financial [NetWorth / Total Assets]		0.68	0.49	0.48
G-Score Ratio Debt [Debts / Equity Capital]		3.03	2.94	0.00
G-Score Ratio Liquidity [Total Current Assets / Total Current Liabilities]		1.86	1.24	1.41

Total Liability = Short-term Debt + Long-term Debt + Current Maturities of Long-term debts

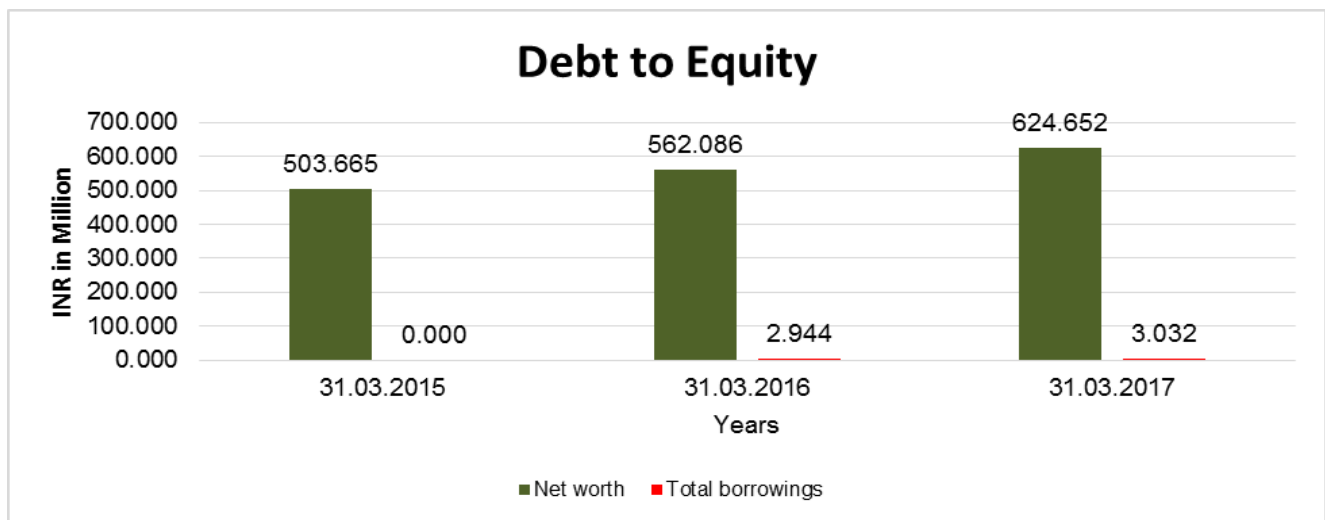
**FINANCIAL ANALYSIS**  
*[all figures are in INR Million]*

**DEBT EQUITY RATIO**

Particular	31.03.2015	31.03.2016	31.03.2017
------------	------------	------------	------------

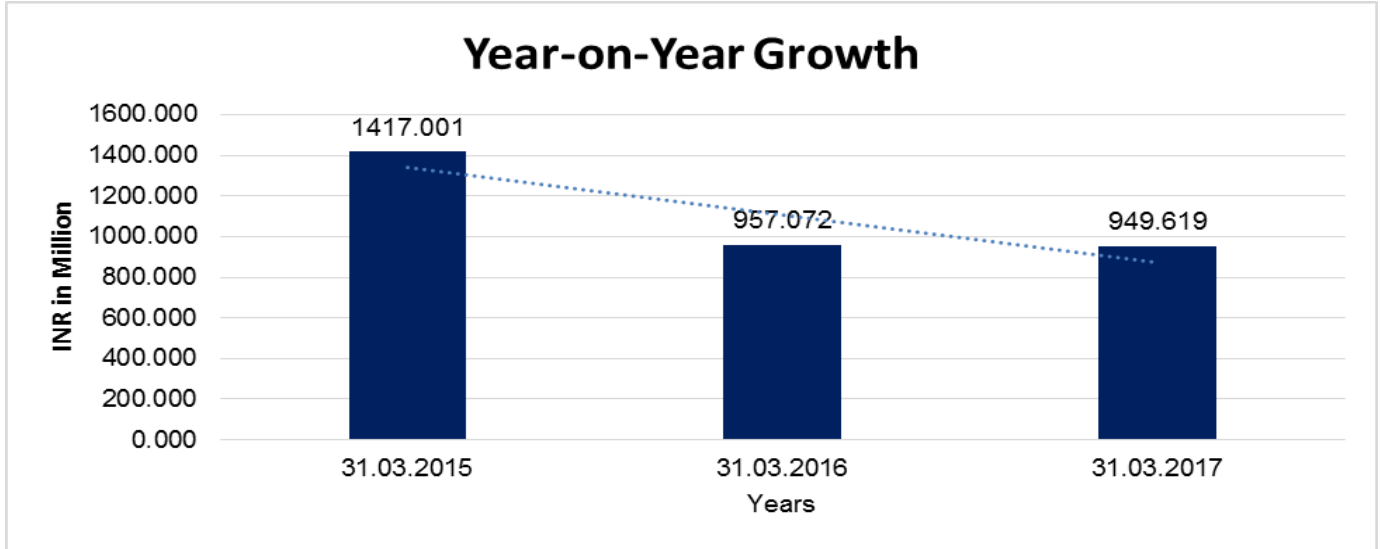
**DISCLAIMER** : This Report is **PRIVATE & CONFIDENTIAL** and it is prepared at the request of and for its use by the Subscriber only. The Subscriber shall use the contents of the Report merely as an aid to its business. Mira Inform Private Limited ("MIPL") has collated information/data in the Report, which have not been verified unless otherwise specifically mentioned in the Report. The Subscriber shall independently verify the accuracy and correctness of the information/data before in any way acting upon the same. MIPL shall not be liable for any harm, injury, loss or damage caused to the Subscriber due to default by the Subscriber's debtors/beneficiaries in fulfilling their obligations of any nature whatsoever. This Report or any of its portion shall not be used as a documentary evidence or otherwise before any investigative agencies or forum of law. This Report is confidential and proprietary to MIPL. The Subscriber and/or any other person(s) may not reproduce, publish or disclose any of the contents of the Report to others without the express authorization of MIPL. This Report is prepared and issued to the Subscriber without any risk, responsibility or liability on the part of MIPL or its officials.

	(INR In Million)	(INR In Million)	(INR In Million)
Share Capital	1.002	1.002	1.002
Reserves & Surplus	502.663	561.084	623.650
<b>Net worth</b>	<b>503.665</b>	<b>562.086</b>	<b>624.652</b>
Long-term borrowings	0.000	0.000	0.000
<b>Total borrowings</b>	<b>0.000</b>	<b>2.944</b>	<b>3.032</b>
<b>Debt/Equity ratio</b>	<b>0.000</b>	<b>0.005</b>	<b>0.005</b>



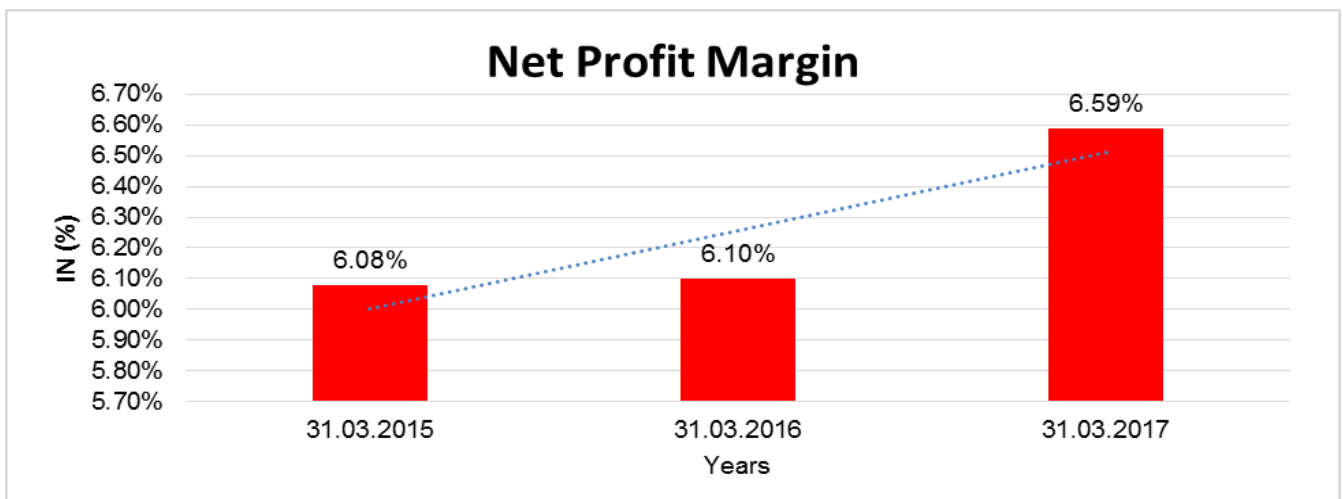
**YEAR-ON-YEAR GROWTH**

Year on Year Growth	31.03.2015	31.03.2016	31.03.2017
	(INR In Million)	(INR In Million)	(INR In Million)
Sales	1417.001	957.072	949.619
		<b>(32.458)</b>	<b>(0.779)</b>



**NET PROFIT MARGIN**

Net Profit Margin	31.03.2015 (INR In Million)	31.03.2016 (INR In Million)	31.03.2017 (INR In Million)
Sales	1417.001	957.072	949.619
Profit/ (Loss)	86.123	58.421	62.565
	<b>6.08 %</b>	<b>6.10 %</b>	<b>6.59 %</b>



**DISCLAIMER** : This Report is **PRIVATE & CONFIDENTIAL** and it is prepared at the request of and for its use by the Subscriber only. The Subscriber shall use the contents of the Report merely as an aid to its business. Mira Inform Private Limited ("MIPL") has collated information/data in the Report, which have not been verified unless otherwise specifically mentioned in the Report. The Subscriber shall independently verify the accuracy and correctness of the information/data before in any way acting upon the same. MIPL shall not be liable for any harm, injury, loss or damage caused to the Subscriber due to default by the Subscriber's debtors/beneficiaries in fulfilling their obligations of any nature whatsoever. This Report or any of its portion shall not be used as a documentary evidence or otherwise before any investigative agencies or forum of law. This Report is confidential and proprietary to MIPL. The Subscriber and/or any other person(s) may not reproduce, publish or disclose any of the contents of the Report to others without the express authorization of MIPL. This Report is prepared and issued to the Subscriber without any risk, responsibility or liability on the part of MIPL or its officials.

**ABRIDGED BALANCE SHEET (CONSOLIDATED)**

<b>SOURCES OF FUNDS</b>	<b>31.03.2017</b>	<b>31.03.2016</b>
<b>I. EQUITY AND LIABILITIES</b>		
(1) Shareholders' Funds		
(a) Share Capital	1.002	1.002
(b) Reserves and Surplus	672.943	609.338
(c) Money received against share warrants	0.000	0.000
(d) Minority interest	33.630	33.269
(2) Share Application money pending allotment	0.000	0.000
<b>Total Shareholders' Funds (1) + (2)</b>	<b>673.945</b>	<b>610.340</b>
(3) Non-Current Liabilities		
(a) long-term borrowings	0.000	0.000
(b) Deferred tax liabilities (Net)	5.479	12.808
(c) Other long-term liabilities	0.000	0.000
(d) long-term provisions	1.607	1.607
<b>Total Non-current Liabilities (3)</b>	<b>7.086</b>	<b>14.415</b>
(4) Current Liabilities		
(a) Short-term borrowings	25.852	4.215
(b) Trade payables	210.175	480.945
(c) Other current liabilities	91.952	112.003
(d) Short-term provisions	0.000	0.000
<b>Total Current Liabilities (4)</b>	<b>327.979</b>	<b>597.163</b>
<b>TOTAL</b>	<b>1042.640</b>	<b>1255.187</b>
<b>II. ASSETS</b>		
(1) Non-current assets		
(a) Fixed Assets		
(i) Tangible assets	78.653	75.511
(ii) Intangible Assets	0.000	0.102
(iii) Tangible assets capital work-in-progress	0.000	0.000
(iv) Intangible assets under development	0.000	0.000
(b) Non-current Investments	285.000	350.756
(c) Deferred tax assets (net)	0.000	0.000
(d) Long-term loans and advances	0.000	0.000
(e) Other Non-current assets	0.000	0.000
<b>Total Non-Current Assets</b>	<b>363.653</b>	<b>426.369</b>
(2) Current assets		
(a) Current investments	0.000	0.000
(b) Inventories	44.582	79.840

**DISCLAIMER** : This Report is **PRIVATE & CONFIDENTIAL** and it is prepared at the request of and for its use by the Subscriber only. The Subscriber shall use the contents of the Report merely as an aid to its business. Mira Inform Private Limited ("MIPL") has collated information/data in the Report, which have not been verified unless otherwise specifically mentioned in the Report. The Subscriber shall independently verify the accuracy and correctness of the information/data before in any way acting upon the same. MIPL shall not be liable for any harm, injury, loss or damage caused to the Subscriber due to default by the Subscriber's debtors/beneficiaries in fulfilling their obligations of any nature whatsoever. This Report or any of its portion shall not be used as a documentary evidence or otherwise before any investigative agencies or forum of law. This Report is confidential and proprietary to MIPL. The Subscriber and/or any other person(s) may not reproduce, publish or disclose any of the contents of the Report to others without the express authorization of MIPL. This Report is prepared and issued to the Subscriber without any risk, responsibility or liability on the part of MIPL or its officials.

(c) Trade receivables	342.123	404.798
(d) Cash and bank balances	265.782	275.392
(e) Short-term loans and advances	25.452	68.067
(f) Other current assets	1.048	0.721
<b>Total Current Assets</b>	<b>678.987</b>	<b>828.818</b>
<b>TOTAL</b>	<b>1042.640</b>	<b>1255.187</b>

**PROFIT & LOSS ACCOUNT (CONSOLIDATED)**

	<b>PARTICULARS</b>	<b>31.03.2017</b>	<b>31.03.2016</b>
	<b>SALES</b>		
	Total Revenue from operations	1043.531	1116.540
	Other Income	45.320	50.476
	<b>TOTAL</b>	<b>1088.851</b>	<b>1167.016</b>
<b>Less</b>	<b>EXPENSES</b>		
	Cost of Materials Consumed	49.248	80.915
	Purchases of Stock-in-Trade	797.888	812.396
	Changes in inventories of finished goods, work-in-progress and Stock-in-Trade	28.945	13.581
	Employee benefit expense	36.782	35.586
	Other expenses	77.701	85.196
	<b>TOTAL</b>	<b>990.564</b>	<b>1027.674</b>
	<b>PROFIT/ (LOSS) BEFORE INTEREST, TAX, DEPRECIATION AND AMORTISATION</b>	<b>98.287</b>	<b>139.342</b>
<b>Less</b>	<b>FINANCIAL EXPENSES</b>	2.360	0.450
	<b>PROFIT / (LOSS) BEFORE TAX, DEPRECIATION AND AMORTISATION</b>	<b>95.927</b>	<b>138.892</b>
<b>Less/ Add</b>	<b>DEPRECIATION/ AMORTISATION</b>	8.303	8.185
	<b>PROFIT/ (LOSS) BEFORE TAX</b>	<b>87.624</b>	<b>130.707</b>
<b>Less</b>	<b>TAX</b>	23.658	34.485
	<b>PROFIT/ (LOSS) AFTER TAX</b>	<b>63.966</b>	<b>96.222</b>
	<b>IMPORTS</b>		
	Raw Materials	7.972	48.397
	<b>TOTAL IMPORTS</b>	<b>7.972</b>	<b>48.397</b>

**DISCLAIMER** : This Report is **PRIVATE & CONFIDENTIAL** and it is prepared at the request of and for its use by the Subscriber only. The Subscriber shall use the contents of the Report merely as an aid to its business. Mira Inform Private Limited ("MIPL") has collated information/data in the Report, which have not been verified unless otherwise specifically mentioned in the Report. The Subscriber shall independently verify the accuracy and correctness of the information/data before in any way acting upon the same. MIPL shall not be liable for any harm, injury, loss or damage caused to the Subscriber due to default by the Subscriber's debtors/beneficiaries in fulfilling their obligations of any nature whatsoever. This Report or any of its portion shall not be used as a documentary evidence or otherwise before any investigative agencies or forum of law. This Report is confidential and proprietary to MIPL. The Subscriber and/or any other person(s) may not reproduce, publish or disclose any of the contents of the Report to others without the express authorization of MIPL. This Report is prepared and issued to the Subscriber without any risk, responsibility or liability on the part of MIPL or its officials.

Earnings / (Loss) Per Share (INR)	638.07	959.82
-----------------------------------	--------	--------

**LOCAL AGENCY FURTHER INFORMATION**

Sr. No.	Check list by info agents	Available in Report (Yes/No)
1	Year of establishment	Yes
2	Constitution of the entity -Incorporation details	Yes
3	Locality of the entity	Yes
4	Premises details	Yes
5	Buyer visit details	--
6	Contact numbers	Yes
7	Name of the person contacted	Yes
8	Designation of contact person	Yes
9	Promoter's background	Yes
10	Date of Birth of Proprietor / Partners / Directors	Yes
11	Pan Card No. of Proprietor / Partners	Yes
12	Voter Id Card No. of Proprietor / Partners	No
13	Type of business	Yes
14	Line of Business	Yes
15	Export/import details (if applicable)	Yes
16	No. of employees	Yes
17	Details of sister concerns	Yes
18	Major suppliers	No
19	Major customers	No
20	Banking Details	Yes
21	Banking facility details	Yes
22	Conduct of the banking account	--
23	Financials, if provided	Yes
24	Capital in the business	Yes
25	Last accounts filed at ROC, if applicable	Yes
26	Turnover of firm for last two/ three years	Yes
27	Reasons for variation <> 20%	Yes
28	Estimation for coming financial year	Yes
29	Profitability for last three years	Yes
30	Major shareholders, if available	Yes
31	External Agency Rating, if available	No
32	Litigations that the firm/promoter involved in	--
33	Market information	--
34	Payments terms	Yes
35	Negative Reporting by Auditors in the Annual Report	No

**INDEX OF CHARGES**

SN o	SRN	Charge Id	Charge Holder Name	Date of Creation	Date of Modifica tion	Date of Satisfa ction	Amount	Address
1	G927811 29	100188 903	THE SOUTH INDIAN BANK LIMITED	15/06/201 8	-	-	2600000.0	BIDHAN NAGAR BRANCH, BISWANA TH BUILDING, PLOT NO.7, BLOCK- EN, SECTOR VKOLKAT AWB70009 1IN
2	G224640 36	100060 449	Citi Bank N.A.	24/06/201 6	-	-	15000000.0	Kanak Building41, Chowringh ee RoadKolka taWB7000 71IN
3	G156289 69	100026 905	THE SOUTH INDIAN BANK LIMITED	10/05/201 6	22/09/20 16	-	49137260.0	BIDHAN NAGAR BRANCHP LOT NO.7, BLOCK- EN, BISWANA TH BUILDING, SECTOR V,KOLKAT AWB70009 1IN

**FIXED ASSETS**

**Tangible Assets**

- Land
- Building
- Furniture and Fixture
- Computer

**DISCLAIMER** : This Report is **PRIVATE & CONFIDENTIAL** and it is prepared at the request of and for its use by the Subscriber only. The Subscriber shall use the contents of the Report merely as an aid to its business. Mira Inform Private Limited ("MIPL") has collated information/data in the Report, which have not been verified unless otherwise specifically mentioned in the Report. The Subscriber shall independently verify the accuracy and correctness of the information/data before in any way acting upon the same. MIPL shall not be liable for any harm, injury, loss or damage caused to the Subscriber due to default by the Subscriber's debtors/beneficiaries in fulfilling their obligations of any nature whatsoever. This Report or any of its portion shall not be used as a documentary evidence or otherwise before any investigative agencies or forum of law. This Report is confidential and proprietary to MIPL. The Subscriber and/or any other person(s) may not reproduce, publish or disclose any of the contents of the Report to others without the express authorization of MIPL. This Report is prepared and issued to the Subscriber without any risk, responsibility or liability on the part of MIPL or its officials.

- Office equipment
- Plant and Machinery
- Vehicle
- Computer Accessories

**Intangible Assets**

- Computer Software

**CMT REPORT (Corruption, Money Laundering & Terrorism)**

The Public Notice information has been collected from various sources including but not limited to: **The Courts, India Prisons Service, Interpol, etc.**

**1] INFORMATION ON DESIGNATED PARTY**

No records exist designating subject or any of its beneficial owners, controlling shareholders or senior officers as terrorist or terrorist organization or whom notice had been received that all financial transactions involving their assets have been blocked or convicted, found guilty or against whom a judgement or order had been entered in a proceedings for violating money-laundering, anti-corruption or bribery or international economic or anti-terrorism sanction laws or whose assets were seized, blocked, frozen or ordered forfeited for violation of money laundering or international anti-terrorism laws.

**2] Court Declaration :**

No records exist to suggest that subject is or was the subject of any formal or informal allegations, prosecutions or other official proceeding for making any prohibited payments or other improper payments to government officials for engaging in prohibited transactions or with designated parties.

**3] Asset Declaration :**

No records exist to suggest that the property or assets of the subject are derived from criminal conduct or a prohibited transaction.

**4] Record on Financial Crime :**

Charges or conviction registered against subject: **None**

**5] Records on Violation of Anti-Corruption Laws :**

Charges or investigation registered against subject: **None**

**6] Records on Int'l Anti-Money Laundering Laws/Standards :**

Charges or investigation registered against subject: **None**

**7] Criminal Records**

No available information exist that suggest that subject or any of its principals have been formally charged or convicted by a competent governmental authority for any financial crime or under any formal investigation by a competent government authority for any violation of anti-corruption laws or international anti-money laundering laws or standard.

**8] Affiliation with Government :**

No record exists to suggest that any director or indirect owners, controlling shareholders, director, officer or employee of the company is a government official or a family member or close business associate of a Government official.

**9] Compensation Package :**

Our market survey revealed that the amount of compensation sought by the subject is fair and reasonable and comparable to compensation paid to others for similar services.

**10] Press Report :**

No press reports / filings exists on the subject.

**CORPORATE GOVERNANCE**

MIRA INFORM as part of its Due Diligence do provide comments on Corporate Governance to identify management and governance. These factors often have been predictive and in some cases have created vulnerabilities to credit deterioration.

Our Governance Assessment focuses principally on the interactions between a company's management, its Board of Directors, Shareholders and other financial stakeholders.

**CONTRAVENTION**

Subject is not known to have contravened any existing local laws, regulations or policies that prohibit, restrict or otherwise affect the terms and conditions that could be included in the agreement with the subject.

**FOREIGN EXCHANGE RATES**

Currency	Unit	INR
US Dollar	1	INR 70.14
UK Pound	1	INR 89.97
Euro	1	INR 81.17

**INFORMATION DETAILS**

<b>Information Gathered by :</b>	ARC
<b>Analysis Done by :</b>	PYK
<b>Report Prepared by :</b>	MTN

**SCORE FACTORS**

DEMERIT POINTS		
--BANK CHARGES	YES/NO	YES
--LITIGATION	YES/NO	NO
--OTHER ADVERSE INFORMATION	YES/NO	NO
MERIT POINTS		
--SOLE DISTRIBUTORSHIP	YES/NO	NO
--EXPORT ACTIVITIES	YES/NO	NO
--AFFILIATION	YES/NO	YES
--LISTED	YES/NO	NO
--OTHER MERIT FACTORS	YES/NO	YES

**RATING EXPLANATIONS**

Credit Rating	Explanation	Rating Comments
A++	Minimum Risk	Business dealings permissible with minimum risk of default
A+	Low Risk	Business dealings permissible with low risk of default
A	Acceptable Risk	Business dealings permissible with moderate risk of default
B	Medium Risk	Business dealings permissible on a regular monitoring basis
C	Medium High Risk	Business dealings permissible preferably on secured basis
D	High Risk	Business dealing not recommended or on secured terms only
NB	New Business	No recommendation can be done due to business in infancy stage
NT	No Trace	No recommendation can be done as the business is not traceable

NB is stated where there is insufficient information to facilitate rating. However, it is not to be considered as unfavourable.

This score serves as a reference to assess SC's credit risk and to set the amount of credit to be extended. It is calculated from a composite of weighted scores obtained from each of the major sections of this report. The assessed factors are as follows:

- Financial condition covering various ratios
- Company background and operations size
- Promoters / Management background
- Payment record
- Litigation against the subject
- Industry scenario / competitor analysis
- Supplier / Customer / Banker review (wherever available)

**DISCLAIMER** : This Report is **PRIVATE & CONFIDENTIAL** and it is prepared at the request of and for its use by the Subscriber only. The Subscriber shall use the contents of the Report merely as an aid to its business. Mira Inform Private Limited ("MIPL") has collated information/data in the Report, which have not been verified unless otherwise specifically mentioned in the Report. The Subscriber shall independently verify the accuracy and correctness of the information/data before in any way acting upon the same. MIPL shall not be liable for any harm, injury, loss or damage caused to the Subscriber due to default by the Subscriber's debtors/beneficiaries in fulfilling their obligations of any nature whatsoever. This Report or any of its portion shall not be used as a documentary evidence or otherwise before any investigative agencies or forum of law. This Report is confidential and proprietary to MIPL. The Subscriber and/or any other person(s) may not reproduce, publish or disclose any of the contents of the Report to others without the express authorization of MIPL. This Report is prepared and issued to the Subscriber without any risk, responsibility or liability on the part of MIPL or its officials.