

MIRA INFORM REPORT

Report No. :	523852
Report Date :	27.08.2018

IDENTIFICATION DETAILS

Name :	J M W INDIA PRIVATE LIMITED
Registered Office :	C-498, First Floor, Road No 71, Yojna Vihar, Delhi – 110092
Mob. No.:	91-9810396120 (Mr. Manoj)
Country :	India
Financials (as on) :	31.03.2017
Date of Incorporation :	26.11.1997
CIN No.: [Company Identification No.]	U27101DL1997PTC090889
Capital Investment / Paid-up Capital :	INR 59.987 Million
PAN No.: [Permanent Account No.]	AAACJ3260C
GSTN : [Goods & Service Tax Registration No.]	01AAACJ3260C1ZF [Jammu and Kashmir] 07AAACJ3260C1Z3 [Delhi] 08AAACJ3260C1Z1 [Rajasthan]
Legal Form :	Private Limited Liability Company.
Line of Business :	Subject is engaged in manufacturing and trading of Copper Products like Copper Rod, Copper Strips and Paper Covered Copper Strips and Wire and Cable [Registered Activity].
No. of Employees :	Information declined by the management

RATING & COMMENTS

(Mira Inform has adopted New Rating mechanism w.e.f. 23rd January 2017)

MIRA's Rating :	A
------------------------	---

Credit Rating	Explanation	Rating Comments
---------------	-------------	-----------------

DISCLAIMER : This Report is **PRIVATE & CONFIDENTIAL** and it is prepared at the request of and for its use by the Subscriber only. The Subscriber shall use the contents of the Report merely as an aid to its business. Mira Inform Private Limited ("MIPL") has collated information/data in the Report, which have not been verified unless otherwise specifically mentioned in the Report. The Subscriber shall independently verify the accuracy and correctness of the information/data before in any way acting upon the same. MIPL shall not be liable for any harm, injury, loss or damage caused to the Subscriber due to default by the Subscriber's debtors/beneficiaries in fulfilling their obligations of any nature whatsoever. This Report or any of its portion shall not be used as a documentary evidence or otherwise before any investigative agencies or forum of law. This Report is confidential and proprietary to MIPL. The Subscriber and/or any other person(s) may not reproduce, publish or disclose any of the contents of the Report to others without the express authorization of MIPL. This Report is prepared and issued to the Subscriber without any risk, responsibility or liability on the part of MIPL or its officials.

A	Acceptable Risk	Business dealings permissible with moderate risk of default
---	-----------------	---

Status :	Good
Payment Behaviour :	Regular
Litigation :	Clear
Comments :	<p>Subject is an established company incorporated in the year 1997 and it is having fine track records.</p> <p>For the financial year 2017, the company has increased its revenue as compared to previous year but maintained minimal profitability margin of 0.40%.</p> <p>Rating takes into consideration sound financial profile of the company marked by healthy networth base and low debt balance sheet.</p> <p>Further, rating also reflects from its established track records of business operation, decent liquidity position and improvement in the revenue profile during the year.</p> <p>However, rating strength is partially offset by low profitability margin during the year and intense competition from industry.</p> <p>Trade relations are reported as fair. Business is active. Payments terms are reported to be regular.</p> <p>In view of the aforesaid, the company can be considered for business dealings at usual trade terms and conditions.</p>

NOTES :

Any query related to this report can be made on e-mail : infodept@mirainform.com while quoting report number, name and date.

ECGC Country Risk Classification List

Country Name	Previous Rating (31.12.2017)	Current Rating (01.04.2018)
India	A1	A1

Risk Category	ECGC Classification
Insignificant	A1
Low Risk	A2
Moderately Low Risk	B1
Moderate Risk	B2
Moderately High Risk	C1

DISCLAIMER : This Report is **PRIVATE & CONFIDENTIAL** and it is prepared at the request of and for its use by the Subscriber only. The Subscriber shall use the contents of the Report merely as an aid to its business. Mira Inform Private Limited ("MIPL") has collated information/data in the Report, which have not been verified unless otherwise specifically mentioned in the Report. The Subscriber shall independently verify the accuracy and correctness of the information/data before in any way acting upon the same. MIPL shall not be liable for any harm, injury, loss or damage caused to the Subscriber due to default by the Subscriber's debtors/beneficiaries in fulfilling their obligations of any nature whatsoever. This Report or any of its portion shall not be used as a documentary evidence or otherwise before any investigative agencies or forum of law. This Report is confidential and proprietary to MIPL. The Subscriber and/or any other person(s) may not reproduce, publish or disclose any of the contents of the Report to others without the express authorization of MIPL. This Report is prepared and issued to the Subscriber without any risk, responsibility or liability on the part of MIPL or its officials.

High Risk	C2
Very High Risk	D

EXTERNAL AGENCY RATING

Rating Agency Name	Not Available
Rating	Not Available
Rating Explanation	Not Available
Date	Not Available

RBI DEFAULTERS' LIST STATUS

Subject's name is not enlisted as a defaulter in the publicly available RBI Defaulters' list.

EPF (Employee Provident Fund) DEFAULTERS' LIST STATUS

Subject's name is not enlisted as a defaulter in the publicly available EPF (Employee Provident Fund) Defaulters' list as of 31-03-2018.

BIFR (Board for Industrial & Financial Reconstruction) LISTING STATUS

Subject's name is not listed as a Sick Unit in the publicly available BIFR (Board for Industrial & Financial Reconstruction) list as of 27.08.2018.

IBBI (Insolvency and Bankruptcy Board of India) LISTING STATUS

Subject's name is not listed in the publicly available IBBI (Insolvency and Bankruptcy Board of India) list as of report date.

INFORMATION DENIED BY

Name :	Mr. Manoj Kumar Jain
Designation :	Director
Contact No.:	91-9810396120
Date :	07.08.2018

Management Non-Cooperative (Tel. No.: 91-11-43012960)

LOCATIONS

Registered Office :	C-498, First Floor, Road No 71, Yojna Vihar, Delhi – 110092, India
Tel. No.:	Not Available
Mobile No.:	91-9810396120 (Mr. Manoj)
Fax No.:	Not Available
E-Mail :	Manoj@jmwcooper.com
Website :	http://www.jmwcooper.com
Factory I:	Near Sidco Estate Office, SIDCO Industrial Complex, Bari Brahmana, Jammu – 181133, India
Tel. No.:	91-923-222071 / 222063
Fax No.:	91-1923-222103
Factory II :	Located at: Bhiwari (Rajasthan)

DIRECTORS

As on 31.03.2018

Name :	Mr. Manoj Kumar Jain
Designation :	Director
Address :	B-270, Yojna Vihar, Delhi - 110092, India
Date of Birth/Age :	01.10.1977
Date of Appointment :	09.04.2005
DIN No.:	00364380

DISCLAIMER : This Report is **PRIVATE & CONFIDENTIAL** and it is prepared at the request of and for its use by the Subscriber only. The Subscriber shall use the contents of the Report merely as an aid to its business. Mira Inform Private Limited ("MIPL") has collated information/data in the Report, which have not been verified unless otherwise specifically mentioned in the Report. The Subscriber shall independently verify the accuracy and correctness of the information/data before in any way acting upon the same. MIPL shall not be liable for any harm, injury, loss or damage caused to the Subscriber due to default by the Subscriber's debtors/beneficiaries in fulfilling their obligations of any nature whatsoever. This Report or any of its portion shall not be used as a documentary evidence or otherwise before any investigative agencies or forum of law. This Report is confidential and proprietary to MIPL. The Subscriber and/or any other person(s) may not reproduce, publish or disclose any of the contents of the Report to others without the express authorization of MIPL. This Report is prepared and issued to the Subscriber without any risk, responsibility or liability on the part of MIPL or its officials.

Name :	Mr. Ashish Jain		
Designation :	Director		
Address :	B-270, Yojna Vihar, Delhi - 110092, India		
Date of Birth/Age :	23.08.1987		
Date of Appointment :	30.09.2012		
DIN No.:	01079709		
Other Directorship:			
	CIN/FCRN	Company Name	Begin Date
	U74899DL1990PTC015269	GANPATI ROLLINGS PRIVATE LIMITED	26/12/2014
	U27109DL2004PTC127614	J V METALS PRIVATE LIMITED	12/11/2005

MAJOR SHAREHOLDERS / SHAREHOLDING PATTERN

As on 30.09.2017

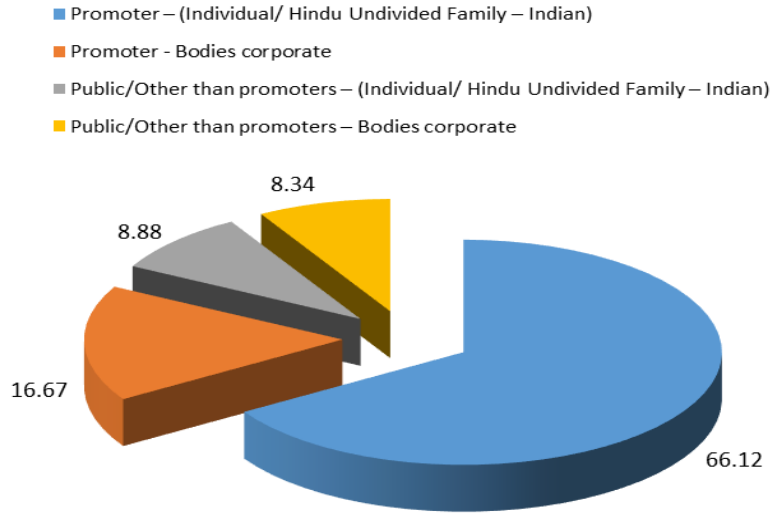
SHAREHOLDING DETAILS FILE ATTACHED

Equity Share Break up (Percentage of Total Equity)

As on 30.09.2017

Category	Percentage
Promoter – (Individual/ Hindu Undivided Family – Indian)	66.12
Promoter - Bodies corporate	16.67
Public/Other than promoters – (Individual/ Hindu Undivided Family – Indian)	8.88
Public/Other than promoters – Bodies corporate	8.34
Total	100.00

Share holding pattern



BUSINESS DETAILS

Line of Business :	Subject is engaged in manufacturing and trading of Copper Products like Copper Rod, Copper Strips and Paper Covered Copper Strips and Wire and Cable [Registered Activity].	
Products :	Item Code No.	Product Description
	74191029	Manufacturing and trading of copper products
Brand Names :	Not Available	
Agencies Held :	Not Divulged	
Exports :	Not Available	
Imports :	Not Available	
Terms :	Not Available	

PRODUCTION STATUS NOT AVAILABLE

DISCLAIMER : This Report is **PRIVATE & CONFIDENTIAL** and it is prepared at the request of and for its use by the Subscriber only. The Subscriber shall use the contents of the Report merely as an aid to its business. Mira Inform Private Limited ("MIPL") has collated information/data in the Report, which have not been verified unless otherwise specifically mentioned in the Report. The Subscriber shall independently verify the accuracy and correctness of the information/data before in any way acting upon the same. MIPL shall not be liable for any harm, injury, loss or damage caused to the Subscriber due to default by the Subscriber's debtors/beneficiaries in fulfilling their obligations of any nature whatsoever. This Report or any of its portion shall not be used as a documentary evidence or otherwise before any investigative agencies or forum of law. This Report is confidential and proprietary to MIPL. The Subscriber and/or any other person(s) may not reproduce, publish or disclose any of the contents of the Report to others without the express authorization of MIPL. This Report is prepared and issued to the Subscriber without any risk, responsibility or liability on the part of MIPL or its officials.

GENERAL INFORMATION

Suppliers :	Reference :	Not Divulged	
	Name of the Person :	--	
	Contact No.:	--	
	Since How Long Known :	--	
	Maximum Limit Dealt :	--	
	Experience :	--	
	Remark:	--	
Customers :	Reference :	Not Divulged	
	Name of the Person :	--	
	Contact No.:	--	
	Since How Long Known :	--	
	Maximum Limit Dealt :	--	
	Experience :	--	
	Remark:	--	
No. of Employees :	Information declined by the management		
Bankers :	Bank Name	HDFC Bank Limited	
	Branch	HDFC Bank House Senapati Bapat Marg, Lower Parel West, Mumbai – 400013, Maharashtra, India	
	Person Name (With Designation)	--	
	Contact Number	--	
	Name of Account Holder	--	
	Account Number	--	
	Account Since (Date/Year of Account Opening)	--	
	Average Balance Maintained (If Possible)	--	
	Credit Facilities Enjoyed (If any)	--	
	Account Operation	--	
	Remarks (If any)	--	
Facilities :	Secured Loan	31.03.2017 (INR in Million)	31.03.2016 (INR in Million)
	Short-term borrowings		
	Working capital loans from banks	220.691	283.059
	Total	220.691	283.059

Auditors :	
Name :	Hem Sandeep and Company Chartered Accountants
Address :	331/II , Ganga Shopping Complex, Block II, Sector-29, Noida -201301, Uttar Pradesh, India
PAN N Income-tax PAN of auditor or auditor's firm :	AESPG8232Q
Memberships :	Not Available
Collaborators :	Not Available
Enterprises which are owned, or have significant influence of or are partners with Key management personnel and their relatives :	Ganpati Rollings Private Limited, India U74899DL1990PTC015269
Relatives of Key management personnel :	Sushil Kumar Jain and Jain Metal Works

CAPITAL STRUCTURE

As on 31.03.2017

Authorised Capital :

No. of Shares	Type	Value	Amount
6000000	Equity Shares	INR 10/- each	INR 60.000 Million

Issued, Subscribed & Paid-up Capital :

No. of Shares	Type	Value	Amount
5998700	Equity Shares	INR 10/- each	INR 59.987 Million

FINANCIAL DATA
[all figures are in Rupees Million]

ABRIDGED BALANCE SHEET

SOURCES OF FUNDS	31.03.2017	31.03.2016	31.03.2015
I. EQUITY AND LIABILITIES			
(1) Shareholders' Funds			
(a) Share Capital	59.987	59.987	59.987
(b) Reserves and Surplus	348.850	334.382	309.919
(c) Money received against share warrants	0.000	0.000	0.000
(2) Share Application money pending allotment	0.000	0.000	0.000
Total Shareholders' Funds (1) + (2)	408.837	394.369	369.906
(3) Non-Current Liabilities			
(a) long-term borrowings	0.000	0.000	0.000
(b) Deferred tax liabilities (Net)	0.701	0.092	0.034
(c) Other long-term liabilities	0.000	0.000	0.000
(d) long-term provisions	2.042	1.772	1.147
Total Non-current Liabilities (3)	2.743	1.864	1.181
(4) Current Liabilities			
(a) Short-term borrowings	323.915	383.342	265.887
(b) Trade payables	234.892	289.670	429.827
(c) Other current liabilities	96.782	92.569	70.574
(d) Short-term provisions	2.166	2.055	0.115
Total Current Liabilities (4)	657.755	767.636	766.403
TOTAL	1069.335	1163.869	1137.490
II. ASSETS			
(1) Non-current assets			
(a) Fixed Assets			
(i) Tangible assets	146.841	126.741	128.287
(ii) Intangible Assets	0.000	0.000	0.000
(iii) Tangible assets capital work-in-progress	11.366	18.272	0.711
(iv) Intangible assets under development	0.000	0.000	0.000
(b) Non-current Investments	0.000	0.475	0.475
(c) Deferred tax assets (net)	0.000	0.000	0.000
(d) Long-term loans and advances	29.037	25.525	17.842
(e) Other Non-current assets	0.000	0.000	0.000
Total Non-Current Assets	187.244	171.013	147.315

DISCLAIMER : This Report is **PRIVATE & CONFIDENTIAL** and it is prepared at the request of and for its use by the Subscriber only. The Subscriber shall use the contents of the Report merely as an aid to its business. Mira Inform Private Limited ("MIPL") has collated information/data in the Report, which have not been verified unless otherwise specifically mentioned in the Report. The Subscriber shall independently verify the accuracy and correctness of the information/data before in any way acting upon the same. MIPL shall not be liable for any harm, injury, loss or damage caused to the Subscriber due to default by the Subscriber's debtors/beneficiaries in fulfilling their obligations of any nature whatsoever. This Report or any of its portion shall not be used as a documentary evidence or otherwise before any investigative agencies or forum of law. This Report is confidential and proprietary to MIPL. The Subscriber and/or any other person(s) may not reproduce, publish or disclose any of the contents of the Report to others without the express authorization of MIPL. This Report is prepared and issued to the Subscriber without any risk, responsibility or liability on the part of MIPL or its officials.

(2) Current assets			
(a) Current investments	0.000	0.000	0.000
(b) Inventories	242.872	252.658	118.554
(c) Trade receivables	430.743	544.867	678.770
(d) Cash and bank balances	110.166	121.925	114.300
(e) Short-term loans and advances	86.616	61.711	71.780
(f) Other current assets	11.694	11.695	6.771
Total Current Assets	882.091	992.856	990.175
TOTAL	1069.335	1163.869	1137.490

PROFIT & LOSS ACCOUNT

	PARTICULARS	31.03.2017	31.03.2016	31.03.2015
	SALES			
	Total Revenue from operations	3586.312	3184.910	3216.811
	Other Income	51.030	54.578	53.430
	TOTAL	3637.342	3239.488	3270.241
Less	EXPENSES			
	Cost of Materials Consumed	1666.270	1469.959	1544.329
	Purchases of Stock-in-Trade	1789.434	1588.598	1563.817
	Changes in inventories of finished goods, work-in-progress and Stock-in-Trade	1.822	(0.639)	(0.541)
	Employee benefit expense	27.265	18.611	13.209
	Other expenses	67.302	77.263	62.273
	Exceptional items before tax	0.091	0.228	0.000
	Extraordinary items before tax	0.000	(0.028)	0.357
	TOTAL	3552.184	3153.992	3183.444
	PROFIT/ (LOSS) BEFORE INTEREST, TAX, DEPRECIATION AND AMORTISATION	85.158	85.496	86.797
Less	FINANCIAL EXPENSES	55.005	52.599	53.301
	PROFIT / (LOSS) BEFORE TAX, DEPRECIATION AND AMORTISATION	30.153	32.897	33.496
Less	DEPRECIATION/ AMORTISATION	12.795	11.075	12.842
	PROFIT/ (LOSS) BEFORE TAX	17.358	21.822	20.654
Less	TAX	2.890	0.058	(5.272)
	PROFIT/ (LOSS) AFTER TAX	14.468	21.764	25.926

DISCLAIMER : This Report is **PRIVATE & CONFIDENTIAL** and it is prepared at the request of and for its use by the Subscriber only. The Subscriber shall use the contents of the Report merely as an aid to its business. Mira Inform Private Limited ("MIPL") has collated information/data in the Report, which have not been verified unless otherwise specifically mentioned in the Report. The Subscriber shall independently verify the accuracy and correctness of the information/data before in any way acting upon the same. MIPL shall not be liable for any harm, injury, loss or damage caused to the Subscriber due to default by the Subscriber's debtors/beneficiaries in fulfilling their obligations of any nature whatsoever. This Report or any of its portion shall not be used as a documentary evidence or otherwise before any investigative agencies or forum of law. This Report is confidential and proprietary to MIPL. The Subscriber and/or any other person(s) may not reproduce, publish or disclose any of the contents of the Report to others without the express authorization of MIPL. This Report is prepared and issued to the Subscriber without any risk, responsibility or liability on the part of MIPL or its officials.

	Earnings / (Loss) Per Share (INR)	2.41	3.62
			4.32

CURRENT MATURITIES OF LONG TERM DEBT DETAILS

Particulars	31.03.2017	31.03.2016	31.03.2015
Current Maturities of Long term debt	0.000	0.000	0.342
Net cash flows from (used in) operations	117.302	(48.537)	73.913
Net cash flows from (used in) operating activities	113.536	(48.509)	73.555

KEY RATIOS

EFFICIENCY RATIOS

PARTICULARS	31.03.2017	31.03.2016	31.03.2015
Average Collection Days [Sundry Debtors / Income * 365]	43.84	62.44	77.02
Account Receivables Turnover [Income / Sundry Debtors]	8.33	5.85	4.74
Average Payment Days [Sundry Creditors / Purchases * 365]	24.81	34.57	50.48
Inventory Turnover [Operating Income / Inventories]	0.35	0.34	0.73
Asset Turnover [Operating Income / Net Fixed Assets]	0.54	0.59	0.67

LEVERAGE RATIOS

PARTICULARS	31.03.2017	31.03.2016	31.03.2015
Debt Ratio [(Borrowing + Current Liabilities) / Total Assets]	0.62	0.66	0.67
Debt Equity Ratio (Borrowings / NetWorth)	0.79	0.97	0.72
Current Liabilities to Networth (Current Liabilities / NetWorth)	1.61	1.95	2.07
Fixed Assets to NetWorth (Net Fixed Assets /	0.39	0.37	0.35

DISCLAIMER : This Report is **PRIVATE & CONFIDENTIAL** and it is prepared at the request of and for its use by the Subscriber only. The Subscriber shall use the contents of the Report merely as an aid to its business. Mira Inform Private Limited ("MIPL") has collated information/data in the Report, which have not been verified unless otherwise specifically mentioned in the Report. The Subscriber shall independently verify the accuracy and correctness of the information/data before in any way acting upon the same. MIPL shall not be liable for any harm, injury, loss or damage caused to the Subscriber due to default by the Subscriber's debtors/beneficiaries in fulfilling their obligations of any nature whatsoever. This Report or any of its portion shall not be used as a documentary evidence or otherwise before any investigative agencies or forum of law. This Report is confidential and proprietary to MIPL. The Subscriber and/or any other person(s) may not reproduce, publish or disclose any of the contents of the Report to others without the express authorization of MIPL. This Report is prepared and issued to the Subscriber without any risk, responsibility or liability on the part of MIPL or its officials.

NetWorth)				
Interest Coverage Ratio [PBIT / Financial Charges]		1.55	1.63	1.63

PROFITABILITY RATIOS

PARTICULARS		31.03.2017	31.03.2016	31.03.2015
Net Profit Margin [(PAT / Sales) * 100]	(%)	0.40	0.68	0.81
Return on Total Assets [(PAT / Total Assets) * 100]	(%)	1.35	1.87	2.28
Return on Investment (ROI) [(PAT / NetWorth) * 100]	(%)	3.54	5.52	7.01

SOLVENCY RATIO

PARTICULARS		31.03.2017	31.03.2016	31.03.2015
Current Ratio [Current Assets / Current Liabilities]		1.34	1.29	1.29
Quick Ratio [(Current Assets - Inventories) / Current Liabilities]		0.97	0.96	1.14
G-Score Ratio Financial [NetWorth / Total Assets]		0.38	0.34	0.33
G-Score Ratio Debt [Debts / Equity Capital]		5.40	6.39	4.44
G-Score Ratio Liquidity [Total Current Assets / Total Current Liabilities]		1.34	1.29	1.29

Total Liability = Short-term Debt + Long-term Debt + Current Maturities of Long-term debts

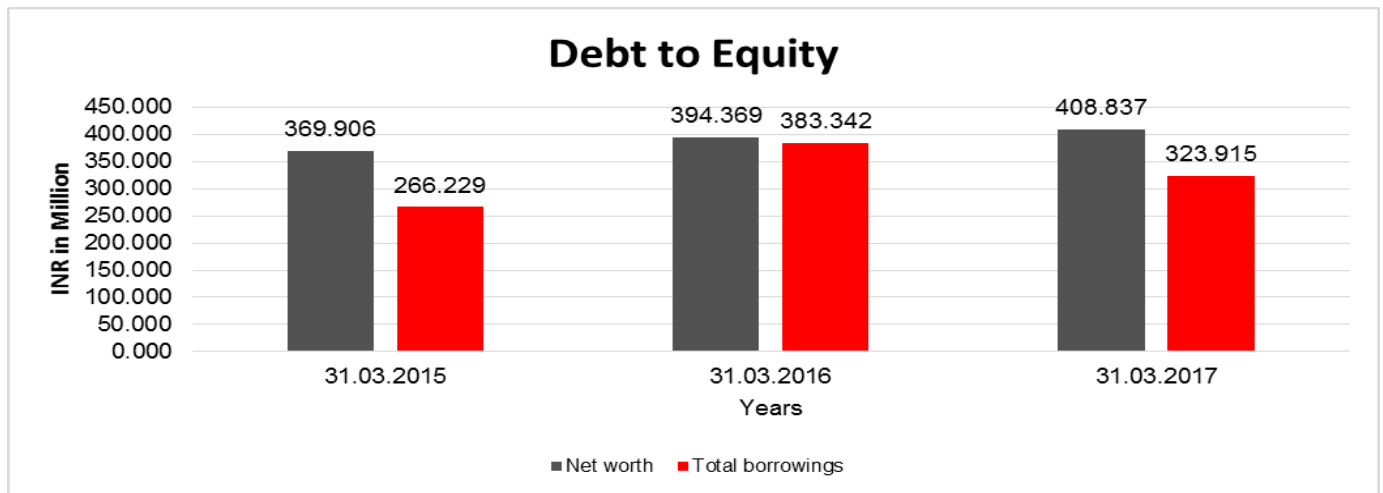
FINANCIAL ANALYSIS
[all figures are in INR Million]

DEBT EQUITY RATIO

Particular	31.03.2015 (INR In Million)	31.03.2016 (INR In Million)	31.03.2017 (INR In Million)
Share Capital	59.987	59.987	59.987
Reserves & Surplus	309.919	334.382	348.850
Money received against share warrants	0.000	0.000	0.000
Share Application money pending allotment	0.000	0.000	0.000
Net worth	369.906	394.369	408.837

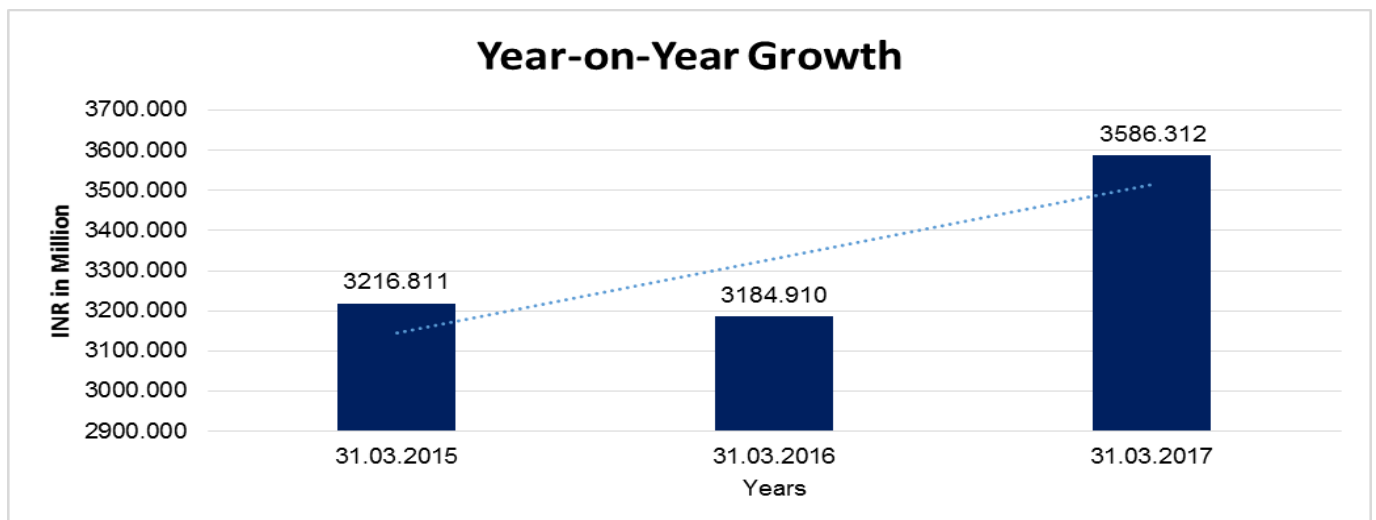
DISCLAIMER : This Report is **PRIVATE & CONFIDENTIAL** and it is prepared at the request of and for its use by the Subscriber only. The Subscriber shall use the contents of the Report merely as an aid to its business. Mira Inform Private Limited ("MIPL") has collated information/data in the Report, which have not been verified unless otherwise specifically mentioned in the Report. The Subscriber shall independently verify the accuracy and correctness of the information/data before in any way acting upon the same. MIPL shall not be liable for any harm, injury, loss or damage caused to the Subscriber due to default by the Subscriber's debtors/beneficiaries in fulfilling their obligations of any nature whatsoever. This Report or any of its portion shall not be used as a documentary evidence or otherwise before any investigative agencies or forum of law. This Report is confidential and proprietary to MIPL. The Subscriber and/or any other person(s) may not reproduce, publish or disclose any of the contents of the Report to others without the express authorization of MIPL. This Report is prepared and issued to the Subscriber without any risk, responsibility or liability on the part of MIPL or its officials.

Long-term borrowings	0.000	0.000	0.000
Short term borrowings	265.887	383.342	323.915
Total borrowings	266.229	383.342	323.915
Debt/Equity ratio	0.720	0.972	0.792



YEAR-ON-YEAR GROWTH

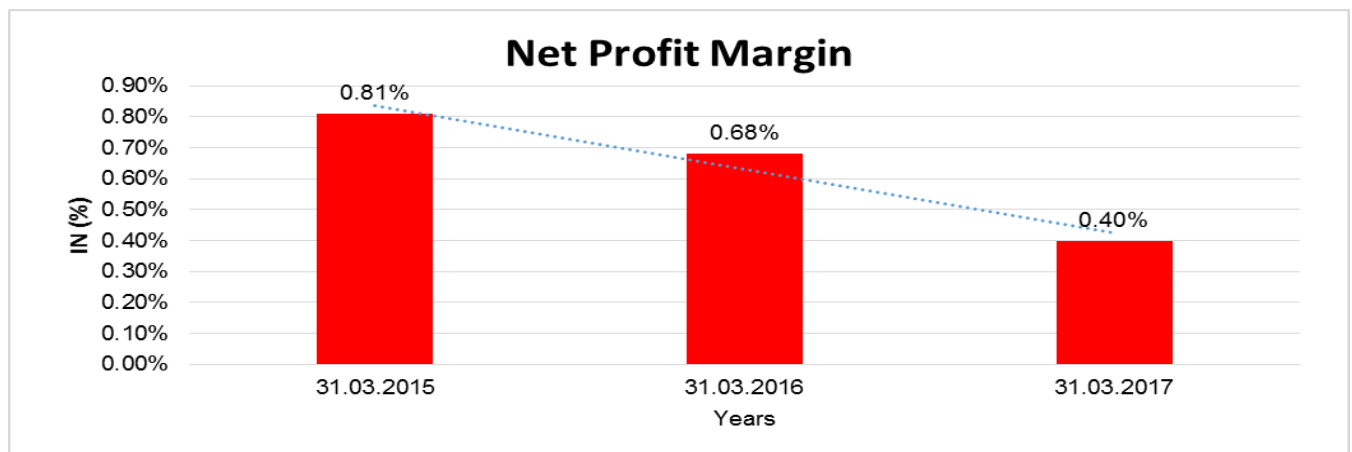
Year on Year Growth	31.03.2015	31.03.2016	31.03.2017
	(INR In Million)	(INR In Million)	(INR In Million)
Sales	3216.811	3184.910	3586.312
	0.000	(0.992)	12.603



DISCLAIMER : This Report is **PRIVATE & CONFIDENTIAL** and it is prepared at the request of and for its use by the Subscriber only. The Subscriber shall use the contents of the Report merely as an aid to its business. Mira Inform Private Limited ("MIPL") has collated information/data in the Report, which have not been verified unless otherwise specifically mentioned in the Report. The Subscriber shall independently verify the accuracy and correctness of the information/data before in any way acting upon the same. MIPL shall not be liable for any harm, injury, loss or damage caused to the Subscriber due to default by the Subscriber's debtors/beneficiaries in fulfilling their obligations of any nature whatsoever. This Report or any of its portion shall not be used as a documentary evidence or otherwise before any investigative agencies or forum of law. This Report is confidential and proprietary to MIPL. The Subscriber and/or any other person(s) may not reproduce, publish or disclose any of the contents of the Report to others without the express authorization of MIPL. This Report is prepared and issued to the Subscriber without any risk, responsibility or liability on the part of MIPL or its officials.

NET PROFIT MARGIN

Net Profit Margin	31.03.2015 (INR In Million)	31.03.2016 (INR In Million)	31.03.2017 (INR In Million)
Sales	3216.811	3184.910	3586.312
Profit/ (Loss)	25.926	21.764	14.468
	0.81 %	0.68 %	0.40 %



LOCAL AGENCY FURTHER INFORMATION

Sr. No.	Check list by info agents	Available in Report (Yes/No)
1	Year of establishment	Yes
2	Constitution of the entity -Incorporation details	Yes
3	Locality of the entity	Yes
4	Premises details	No
5	Buyer visit details	--
6	Contact numbers	Yes
7	Name of the person contacted	Yes
8	Designation of contact person	Yes
9	Promoter's background	Yes
10	Date of Birth of Proprietor / Partners / Directors	Yes
11	Pan Card No. of Proprietor / Partners	No
12	Voter Id Card No. of Proprietor / Partners	No
13	Type of business	Yes
14	Line of Business	Yes
15	Export/import details (if applicable)	No
16	No. of employees	No
17	Details of sister concerns	Yes

DISCLAIMER : This Report is **PRIVATE & CONFIDENTIAL** and it is prepared at the request of and for its use by the Subscriber only. The Subscriber shall use the contents of the Report merely as an aid to its business. Mira Inform Private Limited ("MIPL") has collated information/data in the Report, which have not been verified unless otherwise specifically mentioned in the Report. The Subscriber shall independently verify the accuracy and correctness of the information/data before in any way acting upon the same. MIPL shall not be liable for any harm, injury, loss or damage caused to the Subscriber due to default by the Subscriber's debtors/beneficiaries in fulfilling their obligations of any nature whatsoever. This Report or any of its portion shall not be used as a documentary evidence or otherwise before any investigative agencies or forum of law. This Report is confidential and proprietary to MIPL. The Subscriber and/or any other person(s) may not reproduce, publish or disclose any of the contents of the Report to others without the express authorization of MIPL. This Report is prepared and issued to the Subscriber without any risk, responsibility or liability on the part of MIPL or its officials.

J M W INDIA PRIVATE LIMITED - 523852

PAGE NO. : 15

18	Major suppliers	No
19	Major customers	No
20	Banking Details	Yes
21	Banking facility details	Yes
22	Conduct of the banking account	--
23	Financials, if provided	Yes
24	Capital in the business	Yes
25	Last accounts filed at ROC, if applicable	Yes
26	Turnover of firm for last three years	Yes
27	Reasons for variation <> 20%	--
28	Estimation for coming financial year	No
29	Profitability for last three years	Yes
30	Major shareholders, if available	Yes
31	External Agency Rating, if available	No
32	Litigations that the firm/promoter involved in	--
33	Market information	--
34	Payments terms	No
35	Negative Reporting by Auditors in the Annual Report	No

NOTE: Registered office of the company has been shifted from 309, Vikas Deep Building, Laxmi Nagar District Centre, Laxmi Nagar, Delhi – 110092, India to the present address.

UNSECURED LOAN

Unsecured Loan	31.03.2017 (INR in Million)	31.03.2016 (INR in Million)
Short-term borrowings		
Rupee term loans from banks	103.224	100.283
Total	103.224	100.283

CORPORATE INFORMATION

The company was registered under the Indian companies Act, 1956 on 26th November 1997. The company started manufacturing unit in Jammu in the year 2006 and other unit at Bhiwadi (Raj.) was started in 2012. The company is engaged in manufacturing of Copper Products like Copper Rod, Copper Strips and Paper Covered Copper Strips & Wire & Cable. The Registered office cum Head office of the company is at 309, Vikas Deep Building, Laxmi Nagar District Centre, Laxmi Nagar, Delhi 110092.

DISCLAIMER : This Report is **PRIVATE & CONFIDENTIAL** and it is prepared at the request of and for its use by the Subscriber only. The Subscriber shall use the contents of the Report merely as an aid to its business. Mira Inform Private Limited ("MIPL") has collated information/data in the Report, which have not been verified unless otherwise specifically mentioned in the Report. The Subscriber shall independently verify the accuracy and correctness of the information/data before in any way acting upon the same. MIPL shall not be liable for any harm, injury, loss or damage caused to the Subscriber due to default by the Subscriber's debtors/beneficiaries in fulfilling their obligations of any nature whatsoever. This Report or any of its portion shall not be used as a documentary evidence or otherwise before any investigative agencies or forum of law. This Report is confidential and proprietary to MIPL. The Subscriber and/or any other person(s) may not reproduce, publish or disclose any of the contents of the Report to others without the express authorization of MIPL. This Report is prepared and issued to the Subscriber without any risk, responsibility or liability on the part of MIPL or its officials.

RESULTS OF BUSINESS OPERATIONS AND THE STATE OF COMPANYS AFFAIRS

During the year, the Company has achieved a turnover of INR 3586.312 Million against INR 3184.910 Million previous year. The Net Profit after tax during the year has been INR 14.468 Million against Profit of INR 21.764 Million previous year.

CHARGES EXIST FOR THE COMPANY

Charges Registered								
SN o	SRN	Charge Id	Charge Holder Name	Date of Creation	Date of Modification	Date of Satisfaction	Amount	Address
1	G85109502	100172166	HDFC BANK LIMITED	14/02/2018	-	-	360000000.0	HDFC BANK HOUSEENAPATI BAPAT MARGLOWER PAREL WMUMBAIMH400013IN
2	G90599648	100184949	HDFC BANK LIMITED	14/02/2018	-	-	105000000.0	HDFC BANK HOUSEENAPATI BAPAT MARGLOWER PAREL WMUMBAIMH400013IN
3	C52169562	10007345	State Bank of India	23/05/2006	12/03/2015	-	250000000.0	SME BRANCHG.T. ROAD SHAH DARADELHIDL110032IN
4	G85003044	10534887	ING VYSYA BANK LIMITED	27/09/2014	14/11/2014	05/04/2018	210000000.0	F-22, PREET VIHAR (VIKAS MARG)NEW DELHIDL110092IN
5	G52849270	100046850	HDFC BANK LIMITED	22/06/2016	-	31/07/2017	105000000.0	HDFC BANK HOUSEENAPATI BAPAT MARGLOWER PAREL WMUMBAIMH400013IN
6	C37223757	10393912	PUNJAB NATIONAL BANK	14/12/2012	-	08/12/2014	105000000.0	P.N.B., PREET VIHAR BRANCHDELHIDL110092IN
7	C37222734	10394110	PUNJAB NATIONAL BANK	14/12/2012	-	08/12/2014	105000000.0	PREET VIHARDELHIDL110092IN
8	C37220407	10394057	PUNJAB NATIONAL BANK	14/12/2012	-	08/12/2014	10000000.0	PREET VIHARDELHIDL110092IN

DISCLAIMER : This Report is **PRIVATE & CONFIDENTIAL** and it is prepared at the request of and for its use by the Subscriber only. The Subscriber shall use the contents of the Report merely as an aid to its business. Mira Inform Private Limited ("MIPL") has collated information/data in the Report, which have not been verified unless otherwise specifically mentioned in the Report. The Subscriber shall independently verify the accuracy and correctness of the information/data before in any way acting upon the same. MIPL shall not be liable for any harm, injury, loss or damage caused to the Subscriber due to default by the Subscriber's debtors/beneficiaries in fulfilling their obligations of any nature whatsoever. This Report or any of its portion shall not be used as a documentary evidence or otherwise before any investigative agencies or forum of law. This Report is confidential and proprietary to MIPL. The Subscriber and/or any other person(s) may not reproduce, publish or disclose any of the contents of the Report to others without the express authorization of MIPL. This Report is prepared and issued to the Subscriber without any risk, responsibility or liability on the part of MIPL or its officials.

9	B147319 21	101282 20	BARCLA YS BANK PLC	19/09/2 008	-	16/06/2 011	60000000.0	EROS CORPORATE TOWERSNEHRU PLACE, NEW DELHI- 19NEW DELHIDL110019IN
10	B147029 55	100881 71	PUNJAB NATION AL BANK	06/02/2 008	-	27/05/2 011	115500000.0	CHANDANI CHOWKDELHINEW DELHIDL110006IN
11	B147018 90	100732 36	PUNJAB NATION AL BANK	22/10/2 007	-	27/05/2 011	15500000.0	CHANDANI CHOWKDELHINEW DELHIDL110006IN

FIXED ASSETS

- Land
- Buildings
- Plant and equipment
- Furniture and fixtures
- Vehicles
- Office equipment
- Computer equipments

CMT REPORT (Corruption, Money Laundering & Terrorism]

The Public Notice information has been collected from various sources including but not limited to: **The Courts, India Prisons Service, Interpol, etc.**

1] INFORMATION ON DESIGNATED PARTY

No records exist designating subject or any of its beneficial owners, controlling shareholders or senior officers as terrorist or terrorist organization or whom notice had been received that all financial transactions involving their assets have been blocked or convicted, found guilty or against whom a judgement or order had been entered in a proceedings for violating money-laundering, anti-corruption or bribery or international economic or anti-terrorism sanction laws or whose assets were seized, blocked, frozen or ordered forfeited for violation of money laundering or international anti-terrorism laws.

2] Court Declaration :

No records exist to suggest that subject is or was the subject of any formal or informal allegations, prosecutions or other official proceeding for making any prohibited payments or other improper payments to government officials for engaging in prohibited transactions or with designated parties.

3] Asset Declaration :

No records exist to suggest that the property or assets of the subject are derived from criminal conduct or a prohibited transaction.

4] Record on Financial Crime :

Charges or conviction registered against subject: **None**

5] Records on Violation of Anti-Corruption Laws :

Charges or investigation registered against subject: **None**

6] Records on Int'l Anti-Money Laundering Laws/Standards :

Charges or investigation registered against subject: **None**

7] Criminal Records

No available information exist that suggest that subject or any of its principals have been formally charged or convicted by a competent governmental authority for any financial crime or under any formal investigation by a competent government authority for any violation of anti-corruption laws or international anti-money laundering laws or standard.

8] Affiliation with Government :

No record exists to suggest that any director or indirect owners, controlling shareholders, director, officer or employee of the company is a government official or a family member or close business associate of a Government official.

9] Compensation Package :

Our market survey revealed that the amount of compensation sought by the subject is fair and reasonable and comparable to compensation paid to others for similar services.

10] Press Report :

No press reports / filings exists on the subject.

CORPORATE GOVERNANCE

MIRA INFORM as part of its Due Diligence do provide comments on Corporate Governance to identify management and governance. These factors often have been predictive and in some cases have created vulnerabilities to credit deterioration.

Our Governance Assessment focuses principally on the interactions between a company's management, its Board of Directors, Shareholders and other financial stakeholders.

CONTRAVENTION

Subject is not known to have contravened any existing local laws, regulations or policies that prohibit, restrict or otherwise affect the terms and conditions that could be included in the agreement with the subject.

FOREIGN EXCHANGE RATES

Currency	Unit	INR
US Dollar	1	INR 70.14
UK Pound	1	INR 89.97
Euro	1	INR 81.17

INFORMATION DETAILS

Information Gathered by :	SHA
Analysis Done by :	PRA
Report Prepared by :	JYO

SCORE FACTORS

DEMERIT POINTS		
--BANK CHARGES	YES/NO	YES
--LITIGATION	YES/NO	NO
--OTHER ADVERSE INFORMATION	YES/NO	NO
MERIT POINTS		
--SOLE DISTRIBUTORSHIP	YES/NO	NO
--EXPORT ACTIVITIES	YES/NO	NO
--AFFILIATION	YES/NO	YES
--LISTED	YES/NO	NO
--OTHER MERIT FACTORS	YES/NO	YES

RATING EXPLANATIONS

Credit Rating	Explanation	Rating Comments
A++	Minimum Risk	Business dealings permissible with minimum risk of default
A+	Low Risk	Business dealings permissible with low risk of default
A	Acceptable Risk	Business dealings permissible with moderate risk of default
B	Medium Risk	Business dealings permissible on a regular monitoring basis
C	Medium High Risk	Business dealings permissible preferably on secured basis
D	High Risk	Business dealing not recommended or on secured terms only
NB	New Business	No recommendation can be done due to business in infancy stage
NT	No Trace	No recommendation can be done as the business is not traceable

NB is stated where there is insufficient information to facilitate rating. However, it is not to be considered as unfavourable.

This score serves as a reference to assess SC's credit risk and to set the amount of credit to be extended. It is calculated from a composite of weighted scores obtained from each of the major sections of this report. The assessed factors are as follows:

- Financial condition covering various ratios
- Company background and operations size
- Promoters / Management background
- Payment record
- Litigation against the subject
- Industry scenario / competitor analysis
- Supplier / Customer / Banker review (wherever available)

DISCLAIMER : This Report is **PRIVATE & CONFIDENTIAL** and it is prepared at the request of and for its use by the Subscriber only. The Subscriber shall use the contents of the Report merely as an aid to its business. Mira Inform Private Limited ("MIPL") has collated information/data in the Report, which have not been verified unless otherwise specifically mentioned in the Report. The Subscriber shall independently verify the accuracy and correctness of the information/data before in any way acting upon the same. MIPL shall not be liable for any harm, injury, loss or damage caused to the Subscriber due to default by the Subscriber's debtors/beneficiaries in fulfilling their obligations of any nature whatsoever. This Report or any of its portion shall not be used as a documentary evidence or otherwise before any investigative agencies or forum of law. This Report is confidential and proprietary to MIPL. The Subscriber and/or any other person(s) may not reproduce, publish or disclose any of the contents of the Report to others without the express authorization of MIPL. This Report is prepared and issued to the Subscriber without any risk, responsibility or liability on the part of MIPL or its officials.