

MIRA INFORM REPORT

Report No. :	527372
Report Date :	28.08.2018

IDENTIFICATION DETAILS

Name :	ANTHONY BEST DYNAMICS LIMITED
Formerly Known As :	PAGEBORDER LIMITED
Registered Office :	Middleton Drive, Bradford On Avon, Wiltshire, BA15 1GB
Country :	United Kingdom
Financials (as on) :	31.08.2017
Date of Incorporation :	13.08.1982
Com. Reg. No.:	01658222
Legal Form :	Private Limited with Share Capital
Line of Business :	<ul style="list-style-type: none"> • Manufacture of other special-purpose machinery n.e.c. • Operate in the specialized area of design and manufacture of test equipment for vehicle suspension, steering, noise and vibration.
No. of Employees :	97 [2017]

RATING & COMMENTS

(Mira Inform has adopted New Rating mechanism w.e.f. 23rd January 2017)

MIRA's Rating : A+

Credit Rating	Explanation	Rating Comments
A+	Low Risk	Business dealings permissible with low risk of default

Status :	Good
Payment Behaviour :	Regular
Litigation :	Clear

DISCLAIMER : This Report is **PRIVATE & CONFIDENTIAL** and it is prepared at the request of and for its use by the Subscriber only. The Subscriber shall use the contents of the Report merely as an aid to its business. Mira Inform Private Limited ("MIPL") has collated information/data in the Report, which have not been verified unless otherwise specifically mentioned in the Report. The Subscriber shall independently verify the accuracy and correctness of the information/data before in any way acting upon the same. MIPL shall not be liable for any harm, injury, loss or damage caused to the Subscriber due to default by the Subscriber's debtors/beneficiaries in fulfilling their obligations of any nature whatsoever. This Report or any of its portion shall not be used as a documentary evidence or otherwise before any investigative agencies or forum of law. This Report is confidential and proprietary to MIPL. The Subscriber and/or any other person(s) may not reproduce, publish or disclose any of the contents of the Report to others without the express authorization of MIPL. This Report is prepared and issued to the Subscriber without any risk, responsibility or liability on the part of MIPL or its officials.

NOTES :

Any query related to this report can be made on e-mail : infodept@mirainform.com while quoting report number, name and date.

ECGC Country Risk Classification List

Country Name	Previous Rating (31.12.2017)	Current Rating (01.04.2018)
United Kingdom	A1	A1

Risk Category	ECGC Classification
Insignificant	A1
Low Risk	A2
Moderately Low Risk	B1
Moderate Risk	B2
Moderately High Risk	C1
High Risk	C2
Very High Risk	D

UNITED KINGDOM - ECONOMIC OVERVIEW

The UK, a leading trading power and financial center, is the third largest economy in Europe after Germany and France. Agriculture is intensive, highly mechanized, and efficient by European standards, producing about 60% of food needs with less than 2% of the labor force. The UK has large coal, natural gas, and oil resources, but its oil and natural gas reserves are declining; the UK has been a net importer of energy since 2005. Services, particularly banking, insurance, and business services, are key drivers of British GDP growth. Manufacturing, meanwhile, has declined in importance but still accounts for about 10% of economic output.

In 2008, the global financial crisis hit the economy particularly hard, due to the importance of its financial sector. Falling home prices, high consumer debt, and the global economic slowdown compounded the UK's economic problems, pushing the economy into recession in the latter half of 2008 and prompting the then BROWN (Labour) government to implement a number of measures to stimulate the economy and stabilize the financial markets. Facing burgeoning public deficits and debt levels, in 2010 the then CAMERON-led coalition government (between Conservatives and Liberal Democrats) initiated an austerity program, which has continued under the Conservative government. However, the deficit still remains one of the highest in the G7, standing at 3.6% of GDP as of 2017, and the UK has pledged to lower its corporation tax from 20% to 17% by 2020. The UK had a debt burden of 90.4% GDP at the end of 2017.

The UK economy has begun to slow since the referendum vote to leave the EU in June 2016. A sustained depreciation of the British pound has increased consumer and producer prices, weighing on consumer spending without spurring a meaningful increase in exports. The UK has an extensive trade relationship with other EU members through its single market membership, and economic observers have warned the exit will jeopardize its position as the central location for European financial services. Prime Minister MAY is seeking a new "deep and special" trade relationship with the EU following the UK's exit. However, economists doubt that the UK will be able to preserve the benefits of EU membership without the obligations. The UK is expected to officially leave the EU by the end of March 2019.

Source : CIA

COMPANY SUMMARY

Registered Address

Middleton Drive
Bradford On Avon
Wiltshire
BA15 1GB

Trading Address

Middleton Drive
Bradford On Avon
Wiltshire BA15 1GB
BA15 1GB

Website Address	http://www.abd.uk.com
Company Number	01658222
Telephone Number	-
Fax Number	-
TPS	-
FPS	Yes
Incorporation Date	13/08/1982
Previous Name	PAGEBORDER LIMITED
Type	Private Limited with Share Capital
FTSE Index	-
Date of Change	03/11/1982
Filing Date of Accounts	28/02/2018
Currency	GBP
Share Capital	£134,000
SIC07	28990
Charity Number	-
SIC07 Description	Manufacture of other special-purpose machinery n.e.c.
Principal Activity	Operate in the specialized area of design and manufacture of test equipment for vehicle suspension, steering, noise and vibration.

ADDITIONAL INFORMATION

CCJ's

0 (£0)

No CCJ Information To Display

Ultimate Holding Company	AB DYNAMICS PLC
Accountant	-
Mortgages	5
Trade Debtors	-

DISCLAIMER : This Report is **PRIVATE & CONFIDENTIAL** and it is prepared at the request of and for its use by the Subscriber only. The Subscriber shall use the contents of the Report merely as an aid to its business. Mira Inform Private Limited ("MIPL") has collated information/data in the Report, which have not been verified unless otherwise specifically mentioned in the Report. The Subscriber shall independently verify the accuracy and correctness of the information/data before in any way acting upon the same. MIPL shall not be liable for any harm, injury, loss or damage caused to the Subscriber due to default by the Subscriber's debtors/beneficiaries in fulfilling their obligations of any nature whatsoever. This Report or any of its portion shall not be used as a documentary evidence or otherwise before any investigative agencies or forum of law. This Report is confidential and proprietary to MIPL. The Subscriber and/or any other person(s) may not reproduce, publish or disclose any of the contents of the Report to others without the express authorization of MIPL. This Report is prepared and issued to the Subscriber without any risk, responsibility or liability on the part of MIPL or its officials.

Group 3 companies
Linkages 1 companies
Countries In 1 countries

KEY FINANCIALS

Year to Date	Turnover	Pre Tax Profit	Shareholder	Funds Employees
31.08.2017	£24,255,801	£4,713,779	£18,518,984	97
31.08.2016	£20,472,244	£4,793,516	£13,893,963	78
31.08.2015	£16,522,627	£4,022,531	£10,074,912	64

MORTGAGE SUMMARY

Total Mortgage 5
Outstanding 1
Satisfied 4

TRADE DEBTORS / BAD DEBT SUMMARY

Total Number of Documented Trade 1
Total Value of Documented Trade £720

COMMENTARY

This company has been treated as a Medium company.
This company's ratio of total liabilities to total assets indicates the presence of moderate equity funding.
This company's return on total assets employed ratio indicates a highly efficient use of assets.
This company has only made late payments on a low percentage of invoices.
The company has more cash than short term bank borrowings.
This company trades in an industry with a lower level of corporate failures.

CCJ

Total Number of Exact CCJs -	0	Total Value of Exact CCJs -	
---------------------------------	---	--------------------------------	--

DISCLAIMER : This Report is **PRIVATE & CONFIDENTIAL** and it is prepared at the request of and for its use by the Subscriber only. The Subscriber shall use the contents of the Report merely as an aid to its business. Mira Inform Private Limited ("MIPL") has collated information/data in the Report, which have not been verified unless otherwise specifically mentioned in the Report. The Subscriber shall independently verify the accuracy and correctness of the information/data before in any way acting upon the same. MIPL shall not be liable for any harm, injury, loss or damage caused to the Subscriber due to default by the Subscriber's debtors/beneficiaries in fulfilling their obligations of any nature whatsoever. This Report or any of its portion shall not be used as a documentary evidence or otherwise before any investigative agencies or forum of law. This Report is confidential and proprietary to MIPL. The Subscriber and/or any other person(s) may not reproduce, publish or disclose any of the contents of the Report to others without the express authorization of MIPL. This Report is prepared and issued to the Subscriber without any risk, responsibility or liability on the part of MIPL or its officials.

Total Number of Possible CCJs -	0	Total Value of Possible CCJs -	
Total Number of Satisfied CCJs -	0	Total Value of Satisfied CCJs -	
Total Number of Writs -	-		

Total Current Directors	9	Total Current Secretaries	1
Total Previous Directors / Company Secretaries	4	Total Person's With Significant Control	1

CURRENT DIRECTORS

Title	Mrs	Function	Director
Name	Naemi Best	Nationality	British
Date of Birth	06/1935	Present Appointments	2
Latest Address	Middleton Drive, Bradford On Avon, Wiltshire	Appointment Date	28/01/1993
Post Code	BA15 1GB		
Title	Mr	Function	Director
Name	Anthony Best	Nationality	British
Date of Birth	06/1937	Present Appointments	3
Latest Address	Middleton Drive, Bradford On Avon, Wiltshire	Appointment Date	28/01/1993
Post Code	BA15 1GB		
Title	Mr	Function	Director
Name	Andrew Walter Rumble	Nationality	British
Date of Birth	03/1961	Present Appointments	1
Latest Address	Middleton Drive, Bradford On Avon, Wiltshire	Appointment Date	28/01/1993
Post Code	BA15 1GB		
Title	Mr	Function	Director
Name	Stephen John Neads	Nationality	British
Date of Birth	08/1960	Present Appointments	1
Latest Address	Middleton Drive, Bradford On Avon, Wiltshire	Appointment Date	16/11/1998
Post Code	BA15 1GB		
Title	Mr	Function	Director
Name	Matthew James Hubbard	Nationality	British
Date of Birth	05/1975	Present Appointments	1
Latest Address	Middleton Drive, Bradford On Avon, Wiltshire	Appointment Date	04/03/2008
Post Code	BA15 1GB		
Title	Mr	Function	Director
Name	Robert Andrew Leonard Hart	Nationality	British

DISCLAIMER : This Report is **PRIVATE & CONFIDENTIAL** and it is prepared at the request of and for its use by the Subscriber only. The Subscriber shall use the contents of the Report merely as an aid to its business. Mira Inform Private Limited ("MIPL") has collated information/data in the Report, which have not been verified unless otherwise specifically mentioned in the Report. The Subscriber shall independently verify the accuracy and correctness of the information/data before in any way acting upon the same. MIPL shall not be liable for any harm, injury, loss or damage caused to the Subscriber due to default by the Subscriber's debtors/beneficiaries in fulfilling their obligations of any nature whatsoever. This Report or any of its portion shall not be used as a documentary evidence or otherwise before any investigative agencies or forum of law. This Report is confidential and proprietary to MIPL. The Subscriber and/or any other person(s) may not reproduce, publish or disclose any of the contents of the Report to others without the express authorization of MIPL. This Report is prepared and issued to the Subscriber without any risk, responsibility or liability on the part of MIPL or its officials.

Date of Birth	11/1968	Present Appointments	2
Latest Address	Middleton Drive, Bradford On Avon, Wiltshire	Appointment Date	15/05/2013
Post Code	BA15 1GB		
Title	Dr	Function	Director
Name	Colin Patrick Martin	Nationality	British
Date of Birth	10/1966	Present Appointments	1
Latest Address	Middleton Drive, Bradford On Avon, Wiltshire	Appointment Date	24/07/2013
Post Code	BA15 1GB		
Title	Mr	Function	Director
Name	Andrew James Pick	Nationality	British
Date of Birth	04/1979	Present Appointments	1
Latest Address	Middleton Drive, Bradford On Avon, Wiltshire	Appointment Date	01/02/2018
Post Code	BA15 1GB		
Title	Mr	Function	Director
Name	Adrian Joby Simms	Nationality	British
Date of Birth	05/1976	Present Appointments	1
Latest Address	Middleton Drive, Bradford On Avon, Wiltshire	Appointment Date	01/02/2018
Post Code	BA15 1GB		

CURRENT COMPANY SECRETARY
















Title	Mr	Function	Company Secretary
Name	Robert Andrew Leonard Hart	Nationality	
Date of Birth	-	Present Appointments	1
Latest Address	Middleton Drive, Bradford On Avon, Wiltshire	Appointment Date	08/05/2013
Post Code	BA15 1GB		

TOP SHAREHOLDERS

Name	Currency	Share Count	Share Type	Nominal Value	% of Total Share Count
AB DYNAMICS PLC	GBP	134,000	ORDINARY	1	100
















DISCLAIMER : This Report is **PRIVATE & CONFIDENTIAL** and it is prepared at the request of and for its use by the Subscriber only. The Subscriber shall use the contents of the Report merely as an aid to its business. Mira Inform Private Limited ("MIPL") has collated information/data in the Report, which have not been verified unless otherwise specifically mentioned in the Report. The Subscriber shall independently verify the accuracy and correctness of the information/data before in any way acting upon the same. MIPL shall not be liable for any harm, injury, loss or damage caused to the Subscriber due to default by the Subscriber's debtors/beneficiaries in fulfilling their obligations of any nature whatsoever. This Report or any of its portion shall not be used as a documentary evidence or otherwise before any investigative agencies or forum of law. This Report is confidential and proprietary to MIPL. The Subscriber and/or any other person(s) may not reproduce, publish or disclose any of the contents of the Report to others without the express authorization of MIPL. This Report is prepared and issued to the Subscriber without any risk, responsibility or liability on the part of MIPL or its officials.

PROFIT & LOSS



	Date Of Accounts	31/08/17	(%)	31/08/16	(%)	31/08/15	(%)	31/08/14	(%)	31/08/13
	Weeks	52	(%)	52	(%)	52	(%)	52	(%)	52
	Currency	GBP	(%)	GBP	(%)	GBP	(%)	GBP	(%)	GBP
	Consolidated A/cs	N	(%)	N	(%)	N	(%)	N	(%)	N
	Turnover	£24,255,801	18.5%	£20,472,244	23.9%	£16,522,627	19.3%	£13,846,562	13.8%	£12,171,473
	Export	£23,089,682	14.9%	£20,092,826	25.4%	£16,023,679	-	-	-	£9,964,556
	Cost of Sales	£16,418,466	14.8%	£14,296,445	28%	£11,172,617	13.8%	£9,816,570	8.5%	£9,048,895
	Gross Profit	£7,837,335	26.9%	£6,175,799	15.4%	£5,350,010	32.8%	£4,029,992	29.1%	£3,122,578
	Wages & Salaries	£7,040,966	41.4%	£4,980,512	26.7%	£3,932,156	15.2%	£3,414,066	18.4%	£2,884,215
	Directors Emoluments	£1,491,062	46.6%	£1,017,300	16.4%	£874,074	2.4%	£853,367	37.8%	£619,197
	Operating Profit	£6,113,339	29.5%	£4,720,874	18.6%	£3,979,843	38.9%	£2,865,880	26.2%	£2,270,961
	Depreciation	£266,856	-3.9%	£277,695	51.1%	£183,836	35.5%	£135,645	47.2%	£92,127
	Audit Fees	£17,485	4%	£16,815	10.4%	£15,225	1.5%	£15,000	-	£15,000
	Interest Payments	-	-	-	-	-	-	-	-	-
	Pre Tax Profit	£4,713,779	-1.7%	£4,793,516	19.2%	£4,022,531	39.1%	£2,891,572	26.4%	£2,288,084
	Taxation	-£553,575	-123.3%	-£247,870	37.8%	-£398,354	24.1%	-£525,055	-16%	-£452,724
	Profit After Tax	£4,160,204	-8.5%	£4,545,646	25.4%	£3,624,177	53.1%	£2,366,517	28.9%	£1,835,360
	Dividends Payable	£1,000,000	-	£1,000,000	-14.9%	£1,175,000	11.9%	£1,050,000	347.8%	£234,500
	Retained Profit	£3,160,204	-10.9%	£3,545,646	44.8%	£2,449,177	86%	£1,316,517	-17.8%	£1,600,860

DISCLAIMER : This Report is **PRIVATE & CONFIDENTIAL** and it is prepared at the request of and for its use by the Subscriber only. The Subscriber shall use the contents of the Report merely as an aid to its business. Mira Inform Private Limited ("MIPL") has collated information/data in the Report, which have not been verified unless otherwise specifically mentioned in the Report. The Subscriber shall independently verify the accuracy and correctness of the information/data before in any way acting upon the same. MIPL shall not be liable for any harm, injury, loss or damage caused to the Subscriber due to default by the Subscriber's debtors/beneficiaries in fulfilling their obligations of any nature whatsoever. This Report or any of its portion shall not be used as a documentary evidence or otherwise before any investigative agencies or forum of law. This Report is confidential and proprietary to MIPL. The Subscriber and/or any other person(s) may not reproduce, publish or disclose any of the contents of the Report to others without the express authorization of MIPL. This Report is prepared and issued to the Subscriber without any risk, responsibility or liability on the part of MIPL or its officials.






BALANCE SHEET

	Date Of Accounts	31/08/17	(%)	31/08/16	(%)	31/08/15	(%)	31/08/14	(%)	31/08/13
	Tangible Assets	£10,613,044	293.8%	£2,695,097	56%	£1,727,349	41.6%	£1,219,983	20.5%	£1,012,109
	Intangible Assets	0	-	0	-	0	-	0	-	0
	Total Fixed Assets	£10,613,044	293.8%	£2,695,097	56%	£1,727,349	41.6%	£1,219,983	20.5%	£1,012,109
	Stock	£4,959,435	55.4%	£3,191,642	25.6%	£2,541,704	27.2%	£1,998,830	34.5%	£1,486,390
	Trade Debtors	£8,790,859	126.1%	£3,887,779	-5.8%	£4,126,316	-22%	£5,288,952	84.3%	£2,869,223
	Cash	£9,619,345	-7.5%	£10,404,523	30.6%	£7,967,808	62.7%	£4,896,206	-18.3%	£5,990,176
	Other Debtors	£1,509,099	31.5%	£1,147,205	151.5%	£456,155	158.8%	£176,254	-32.5%	£261,211
	Miscellaneous Current Assets	0	-	0	-	0	-	0	-	0
	Total Current Assets	£24,878,738	33.5%	£18,631,149	23.5%	£15,091,983	22.1%	£12,360,242	16.5%	£10,607,000
	Trade Creditors	£1,532,313	85%	£828,239	0.6%	£823,493	3.1%	£798,460	0.4%	£795,229
	Bank Loans & Overdrafts	0	-	0	-	0	-	0	-	0
	Other Short Term Finance	£9,716,406	167.7%	£3,629,642	7.2%	£3,384,759	23.8%	£2,732,973	39.9%	£1,952,828
	Miscellaneous Current Liabilities	£5,724,079	100.5%	£2,855,456	18.2%	£2,416,329	2.5%	£2,357,194	-8%	£2,561,182
	Total Current Liabilities	£16,972,798	132.1%	£7,313,337	10.4%	£6,624,581	12.5%	£5,888,627	10.9%	£5,309,239
	Bank Loans & Overdrafts and LTL	0	-100%	£118,946	-0.7%	£119,839	51.2%	£79,273	89.1%	£41,923






DISCLAIMER : This Report is **PRIVATE & CONFIDENTIAL** and it is prepared at the request of and for its use by the Subscriber only. The Subscriber shall use the contents of the Report merely as an aid to its business. Mira Inform Private Limited ("MIPL") has collated information/data in the Report, which have not been verified unless otherwise specifically mentioned in the Report. The Subscriber shall independently verify the accuracy and correctness of the information/data before in any way acting upon the same. MIPL shall not be liable for any harm, injury, loss or damage caused to the Subscriber due to default by the Subscriber's debtors/beneficiaries in fulfilling their obligations of any nature whatsoever. This Report or any of its portion shall not be used as a documentary evidence or otherwise before any investigative agencies or forum of law. This Report is confidential and proprietary to MIPL. The Subscriber and/or any other person(s) may not reproduce, publish or disclose any of the contents of the Report to others without the express authorization of MIPL. This Report is prepared and issued to the Subscriber without any risk, responsibility or liability on the part of MIPL or its officials.

	Other Long Term Finance	0	-	0	-	0	-	0	-	0
	Total Long Term Liabilities	0	-100%	£118,946	-0.7%	£119,839	51.2%	£79,273	89.1%	£41,923

CAPITAL & RESERVES





	Date Of Accounts	31/08/17	(%)	31/08/16	(%)	31/08/15	(%)	31/08/14	(%)	31/08/13
	Called Up Share Capital	£134,000	-	£134,000	-	£134,000	-	£134,000	-	£134,000
	P & L Account Reserve	£16,481,378	23.7%	£13,321,174	36.3%	£9,775,528	33.4%	£7,326,351	21.9%	£6,009,834
	Revaluation Reserve	-	-	-	-	-	-	-	-	-
	Sundry Reserves	£1,903,606	333.8%	£438,789	165.3%	£165,384	8.8%	£151,974	22.4%	£124,113
	Shareholder Funds	£18,518,984	33.3%	£13,893,963	37.9%	£10,074,912	32.3%	£7,612,325	21.4%	£6,267,947

OTHER FINANCIAL ITEMS



	Date Of Accounts	31/08/17	(%)	31/08/16	(%)	31/08/15	(%)	31/08/14	(%)	31/08/13
	Net Worth	£18,518,984	33.3%	£13,893,963	37.9%	£10,074,912	32.3%	£7,612,325	21.4%	£6,267,947
	Working Capital	£7,905,940	30.1%	£11,317,812	33.7%	£8,467,402	30.8%	£6,471,615	22.2%	£5,297,761
	Total Assets	£35,491,782	66.4%	£21,326,246	26.8%	£16,819,332	23.9%	£13,580,225	16.9%	£11,619,109
	Total Liabilities	£16,972,798	128.4%	£7,432,283	10.2%	£6,744,420	13%	£5,967,900	11.5%	£5,351,162
	Net Assets	£18,518,984	33.3%	£13,893,963	37.9%	£10,074,912	32.3%	£7,612,325	21.4%	£6,267,947

DISCLAIMER : This Report is **PRIVATE & CONFIDENTIAL** and it is prepared at the request of and for its use by the Subscriber only. The Subscriber shall use the contents of the Report merely as an aid to its business. Mira Inform Private Limited ("MIPL") has collated information/data in the Report, which have not been verified unless otherwise specifically mentioned in the Report. The Subscriber shall independently verify the accuracy and correctness of the information/data before in any way acting upon the same. MIPL shall not be liable for any harm, injury, loss or damage caused to the Subscriber due to default by the Subscriber's debtors/beneficiaries in fulfilling their obligations of any nature whatsoever. This Report or any of its portion shall not be used as a documentary evidence or otherwise before any investigative agencies or forum of law. This Report is confidential and proprietary to MIPL. The Subscriber and/or any other person(s) may not reproduce, publish or disclose any of the contents of the Report to others without the express authorization of MIPL. This Report is prepared and issued to the Subscriber without any risk, responsibility or liability on the part of MIPL or its officials.




CASH FLOW

	Date Of Accounts	31/08/17	(%)	31/08/16	(%)	31/08/15	(%)	31/08/14	(%)	31/08/13
	Net Cashflow from Operations	-	-	-	-	-	-	-	-	-
	Net Cashflow before Financing	-	-	-	-	-	-	-	-	-
	Net Cashflow from Financing	-	-	-	-	-	-	-	-	-
	Increase in Cash	-	-	-	-	-	-	-	-	-

MISCELLANEOUS

	Date Of Accounts	31/08/17	(%)	31/08/16	(%)	31/08/15	(%)	31/08/14	(%)	31/08/13
	Contingent Liability	NO	-	NO	-	NO	-	NO	-	NO
	Capital Employed	£18,518,984	32.2%	£14,012,909	37.5%	£10,194,751	32.5%	£7,691,598	21.9%	£6,309,870
	Number of Employees	97	24.4%	78	21.9%	64	14.3%	56	19.1%	47
	Accountants									
	Auditors	CROWE CLARK WHITEHILL LLP								
	Auditor Comments	The audit report contains no adverse comments								
	Bankers									
	Bank Branch Code									

RATIOS

	Date Of Accounts	31/08/17	31/08/16	31/08/15	31/08/14	31/08/13
	Pre-tax profit margin %	19.43	23.41	24.35	20.88	18.80
	Current ratio	1.47	2.55	2.28	2.10	2
	Sales/Net Working Capital	3.07	1.81	1.95	2.14	2.30

DISCLAIMER : This Report is **PRIVATE & CONFIDENTIAL** and it is prepared at the request of and for its use by the Subscriber only. The Subscriber shall use the contents of the Report merely as an aid to its business. Mira Inform Private Limited ("MIPL") has collated information/data in the Report, which have not been verified unless otherwise specifically mentioned in the Report. The Subscriber shall independently verify the accuracy and correctness of the information/data before in any way acting upon the same. MIPL shall not be liable for any harm, injury, loss or damage caused to the Subscriber due to default by the Subscriber's debtors/beneficiaries in fulfilling their obligations of any nature whatsoever. This Report or any of its portion shall not be used as a documentary evidence or otherwise before any investigative agencies or forum of law. This Report is confidential and proprietary to MIPL. The Subscriber and/or any other person(s) may not reproduce, publish or disclose any of the contents of the Report to others without the express authorization of MIPL. This Report is prepared and issued to the Subscriber without any risk, responsibility or liability on the part of MIPL or its officials.

	Gearing %	0	0.90	1.20	1	0.70
	Equity in %	52.20	65.10	59.90	56.10	53.90
	Creditor Days	22.99	14.72	18.14	20.99	23.78
	Debtor Days	131.92	69.12	90.90	139.03	85.80
	Liquidity/Acid Test	1.17	2.11	1.89	1.75	1.71
	Return On Capital Employed %	25.45	34.20	39.45	37.59	36.26
	Return On Total Assets Employed %	13.28	22.47	23.91	21.29	19.69
	Current Debt Ratio	0.91	0.52	0.65	0.77	0.84
	Total Debt Ratio	0.91	0.53	0.66	0.78	0.85
	Stock Turnover Ratio %	20.44	15.59	15.38	14.43	12.21
	Return on Net Assets Employed %	25.45	34.50	39.92	37.98	36.50

Report Notes

There are no notes to display.

Status History

No Status History found

***EVENT HISTORY**

Date	Description
21/08/2018	Mrs A.G. Middleton has left the board
13/03/2018	Payment Data Update Received
12/03/2018	New Accounts Filed
02/03/2018	Mr T.J. Rogers has left the board
26/02/2018	New Board Member Mr A.J. Simms appointed
26/02/2018	New Board Member Mr A.J. Pick appointed
08/02/2018	Confirmation Statement
01/11/2017	Change in Reg.Office
01/11/2017	Change of Company Postcode
08/02/2017	New Accounts Filed
08/02/2017	New Accounts Filed
04/02/2017	Annual Returns
02/02/2016	Annual Returns
17/01/2016	New Accounts Filed
17/01/2016	New Accounts Filed

DISCLAIMER : This Report is **PRIVATE & CONFIDENTIAL** and it is prepared at the request of and for its use by the Subscriber only. The Subscriber shall use the contents of the Report merely as an aid to its business. Mira Inform Private Limited ("MIPL") has collated information/data in the Report, which have not been verified unless otherwise specifically mentioned in the Report. The Subscriber shall independently verify the accuracy and correctness of the information/data before in any way acting upon the same. MIPL shall not be liable for any harm, injury, loss or damage caused to the Subscriber due to default by the Subscriber's debtors/beneficiaries in fulfilling their obligations of any nature whatsoever. This Report or any of its portion shall not be used as a documentary evidence or otherwise before any investigative agencies or forum of law. This Report is confidential and proprietary to MIPL. The Subscriber and/or any other person(s) may not reproduce, publish or disclose any of the contents of the Report to others without the express authorization of MIPL. This Report is prepared and issued to the Subscriber without any risk, responsibility or liability on the part of MIPL or its officials.

PREVIOUS COMPANY NAMES

Date	Previous Name
03/11/1982	PAGEBORDER LIMITED

Writ Details

No writs found

STATISTICS

Group	3 companies
Linkages	1 companies
Countries	In 1 countries

SUMMARY

Holding Company	AB DYNAMICS PLC
Ownership Status	Wholly Owned
Ultimate Holding Company	AB DYNAMICS PLC

GROUP STRUCTUREFULL

Company Name	Registered Number	Latest Key Financials	Consol. Accounts	Turnover
AB DYNAMICS PLC	08393914	31.08.2017	Y	£24,570,050
ANTHONY BEST DYNAMICS...	01658222	31.08.2017	N	£24,255,801
AB DYNAMICS 2013 LIM...	03863323	31.08.2017	N	

OTHER LINKED COMPANIES

Name	Number	Latest Key Financials	Turnover
AB DYNAMICS EUROPE GMBH	HRB 7451	-	

MORTGAGE DETAILS

Mortgage Type:	DEBENTURE		
Date Charge Created:	25/06/98		
Date Charge Registered:	03/07/98		
Date Charge Satisfied:	-		
Status:	OUTSTANDING		
Person(s) Entitled:	THE GOVERNOR AND COMPANY OF THE BANK OF SCOTLAND		
Amount Secured:	ALL MONIES DUE OR TO BECOME DUE FROM THE COMPANY TO THE CHARGEES ON ANY ACCOUNT WHATSOEVER		
Details:	BY WAY OF FIXED CHARGE ALL FUTURE F/H AND L/H TOGETHER WITH ALL BUILDINGS FIXTURES PLANT AND MACHINERY GOODWILL AND UNCALLED CAPITAL ALL PRESENT AND FUTURE BOOK AND OTHER DEBTS; FLOATING CHARGE OVER ALL THE ASSETS NOT EFFECTIVELY OTHERWISE CHARGED BY THIS CLAUSE. SEE THE MORTGAGE CHARGE DOCUMENT FOR FULL DETAILS		
Mortgage Type:	LEGAL CHARGE		
Date Charge Created:	25/06/98		
Date Charge Registered:	26/06/98		
Date Charge Satisfied:	06/08/03		
Status:	SATISFIED		
Person(s) Entitled:	THE GOVERNOR AND COMPANY OF THE BANK OF SCOTLAND		
Amount Secured:	ALL MONIES DUE OR TO BECOME DUE FROM THE COMPANY TO THE CHARGEES ON ANY ACCOUNT WHATSOEVER		
Details:	FACTORY AT HOLT ROAD BRADFORD ON AVON WILTSHIRE BA15 1AJ FIXED CHARGE ALL BUILDINGS AND OTHER STRUCTURES FIXED TO THE PROPERTY FIXED CHARGE ANY GOODWILL RELATING TO THE PROPERTY FIXED CHARGE ALL PLANT MACHINERY AND OTHER ITEMS AFFIXED TO THE PROPERTY ASSIGNMENT OF THE RENTAL SUMS TOGETHER WITH THE BENEFIT OF ALL RIGHTS AND REMEDIES FIXED CHARGE THE PROCEEDS OF ANY CLAIM MADE UNDER INSURANCE POLICY RELATING TO THE PROPERTY FLOATING CHARGE ALL UNATTACHED PLANT MACHINERY CHATTELS AND GOODS ON OR IN OR USED IN CONNECTION WITH THE PROPERTY OR THE BUSINESS OR UNDERTAKING AT THE PROPERTY		
Mortgage Type:	LEGAL CHARGE		
Date Charge Created:	15/04/86		
Date Charge Registered:	17/04/86		
Date Charge Satisfied:	22/08/98		
Status:	SATISFIED		
Person(s) Entitled:	LLOYDS BANK PLC		
Amount Secured:	ALL MONIES DUE OR TO BECOME DUE FROM THE COMPANY TO THE CHARGEES ON ANY ACCOUNT WHATSOEVER		
Details:	F/HOLD PROPERTY K/A THE LAND AND FACTORY AT HOLT ROAD BRADFORD-ON-AVON, WILTSHIRE.		
Mortgage Type:	DEBENTURE		

Date Charge Created:	21/03/86		
Date Charge Registered:	25/03/86		
Date Charge Satisfied:	25/02/99		
Status:	SATISFIED		
Person(s) Entitled:	INVESTORS IN INDUSTRY PLC		
Amount Secured:	ALL MONIES DUE OR TO BECOME DUE FROM THE COMPANY TO THE CHARGEES ON ANY ACCOUNT WHATSOEVER		
Details:	FIXED CHARGE UPON F/H FACTORY SITE AT HOLT ROAD BRADFORD-ON-AVON TOGETHER WITH STOCK-IN-TRADE, WORK-IN-PROGRESS, PRE-PAYMENTS INVESTMENTS AND CASH OF THE COMPANY. FIXED AND FLOATING CHARGES OVER THE UNDERTAKING AND ALL PROPERTY AND ASSETS PRESENT AND FUTURE INCLUDING GOODWILL BOOKDEBTS UNCALLED CAPITAL BUILDINGS FIXTURES FIXED PLANT AND MACHINERY		
Mortgage Type:	DEBENTURE		
Date Charge Created:	18/04/83		
Date Charge Registered:	30/04/83		
Date Charge Satisfied:	22/08/98		
Status:	SATISFIED		
Person(s) Entitled:	LLOYDS BANK PLC		
Amount Secured:	ALL MONIES DUE OR TO BECOME DUE FROM THE COMPANY TO THE CHARGEES ON ANY ACCOUNT WHATSOEVER		
Details:	FIXED AND FLOATING CHARGES OVER THE UNDERTAKING AND ALL PROPERTY AND ASSETS PRESENT AND FUTURE INCLUDING GOODWILL BOOKDEBTS UNCALLED CAPITAL BUILDINGS FIXTURES FIXED PLANT AND MACHINERY		

CREDITOR DETAILS

	Total Number	Total Value
Trade Creditors	0	-
No Creditor Data		

TRADE DEBTORS / BAD DEBT DETAIL

	Total Number of Documented Trade	Total Value of Documented Trade	
Trade Debtors	1	£720	
Company Name		Amount	Statement Date
Charles Maxwell Ltd		£720	13/09/2017

DISCLAIMER : This Report is **PRIVATE & CONFIDENTIAL** and it is prepared at the request of and for its use by the Subscriber only. The Subscriber shall use the contents of the Report merely as an aid to its business. Mira Inform Private Limited ("MIPL") has collated information/data in the Report, which have not been verified unless otherwise specifically mentioned in the Report. The Subscriber shall independently verify the accuracy and correctness of the information/data before in any way acting upon the same. MIPL shall not be liable for any harm, injury, loss or damage caused to the Subscriber due to default by the Subscriber's debtors/beneficiaries in fulfilling their obligations of any nature whatsoever. This Report or any of its portion shall not be used as a documentary evidence or otherwise before any investigative agencies or forum of law. This Report is confidential and proprietary to MIPL. The Subscriber and/or any other person(s) may not reproduce, publish or disclose any of the contents of the Report to others without the express authorization of MIPL. This Report is prepared and issued to the Subscriber without any risk, responsibility or liability on the part of MIPL or its officials.

PREVIOUS DIRECTOR/COMPANY SECRETARIES

Name	Current Active Appointments	Previous Appointments	Dissolved Companies
Naemi Best	2	1	0
Andrew Henry Middleton	0	1	0
Anne Gabrielle Middleton	0	1	0
Timothy John Rogers	3	2	3
Total Persons With Significant Control	1	Total Statements	0
Active	1	Active	0
Ceased	0	Ceased	0

ACTIVE PERSONS WITH SIGNIFICANT CONTROL

Name	Ab Dynamics Plc	Kind	Corporate Entity With Significant Control
Address	Middleton Drive, Bradford On Avon, Wiltshire	Notified On	06/04/2016
Post Code	BA15 1GB	Legal Form	Public Limited Company (Listed)
Authority	United Kingdom (England And Wales)	Place Registered	Companies House
Country Registered	England And Wales	Registration Number	08393914
Nature Of Control	Ownership Of Shares 75 To 100 Percent, Voting Rights 75 To 100 Percent, Right To Appoint And Remove Directors		

Ceased Persons With Significant Control

No Ceased Persons With Significant Control To Display

Active Statements

No Active Statements To Display

Ceased Statements

No Ceased Statements To Display

FOREIGN EXCHANGE RATES

Currency	Unit	Indian Rupees
US Dollar	1	INR 70.04
UK Pound	1	INR 89.95
Euro	1	INR 81.30
GBP	1	INR 90.46

Note : Above are approximate rates obtained from sources believed to be correct

INFORMATION DETAILS

Analysis Done by :	VIV
Report Prepared by :	TPT

DISCLAIMER : This Report is **PRIVATE & CONFIDENTIAL** and it is prepared at the request of and for its use by the Subscriber only. The Subscriber shall use the contents of the Report merely as an aid to its business. Mira Inform Private Limited ("MIPL") has collated information/data in the Report, which have not been verified unless otherwise specifically mentioned in the Report. The Subscriber shall independently verify the accuracy and correctness of the information/data before in any way acting upon the same. MIPL shall not be liable for any harm, injury, loss or damage caused to the Subscriber due to default by the Subscriber's debtors/beneficiaries in fulfilling their obligations of any nature whatsoever. This Report or any of its portion shall not be used as a documentary evidence or otherwise before any investigative agencies or forum of law. This Report is confidential and proprietary to MIPL. The Subscriber and/or any other person(s) may not reproduce, publish or disclose any of the contents of the Report to others without the express authorization of MIPL. This Report is prepared and issued to the Subscriber without any risk, responsibility or liability on the part of MIPL or its officials.

RATING EXPLANATIONS

Credit Rating	Explanation	Rating Comments
A++	Minimum Risk	Business dealings permissible with minimum risk of default
A+	Low Risk	Business dealings permissible with low risk of default
A	Acceptable Risk	Business dealings permissible with moderate risk of default
B	Medium Risk	Business dealings permissible on a regular monitoring basis
C	Medium High Risk	Business dealings permissible preferably on secured basis
D	High Risk	Business dealing not recommended or on secured terms only
NB	New Business	No recommendation can be done due to business in infancy stage
NT	No Trace	No recommendation can be done as the business is not traceable

NB is stated where there is insufficient information to facilitate rating. However, it is not to be considered as unfavourable.

This score serves as a reference to assess SC's credit risk and to set the amount of credit to be extended. It is calculated from a composite of weighted scores obtained from each of the major sections of this report. The assessed factors are as follows:

- Financial condition covering various ratios
- Company background and operations size
- Promoters / Management background
- Payment record
- Litigation against the subject
- Industry scenario / competitor analysis
- Supplier / Customer / Banker review (wherever available)