

MIRA INFORM REPORT

Report No. :	526249
Report Date :	28.08.2018

IDENTIFICATION DETAILS

Name :	KANTILAL MANILAL AND COMPANY PRIVATE LIMITED
Registered Office :	Apeejay Chambers, 1 st Floor, Wallace Street, Fort, Mumbai – 400001, Maharashtra
Mobile No.:	91-9969857187 (Mr. Vinayak Desai)
Country :	India
Financials (as on) :	31.03.2018
Date of Incorporation :	18.04.1984
CIN No.: [Company Identification No.]	U24110MH1984PTC032694
Capital Investment / Paid-up Capital :	INR 1.000 Million
IEC No.: [Import-Export Code No.]	0388122544
PAN No.: [Permanent Account No.]	AAACK5165B
GSTN : [Goods & Service Tax Registration No.]	27AAACK5165B1ZU
Legal Form :	Private Limited Liability Company
Line of Business :	<ul style="list-style-type: none"> • Trader and Importer of pharmaceutical chemicals such as potassium chloride, sulfuric acid, calcium carbonate etc. (Confirmed by management) • Dealer and Importer of Pharmaceutical Chemicals. (Registered Activity) Line of business is updated as per latest annual report 2018
No. of Employees :	18 (Approximately)

DISCLAIMER : This Report is **PRIVATE & CONFIDENTIAL** and it is prepared at the request of and for its use by the Subscriber only. The Subscriber shall use the contents of the Report merely as an aid to its business. Mira Inform Private Limited ("MIPL") has collated information/data in the Report, which have not been verified unless otherwise specifically mentioned in the Report. The Subscriber shall independently verify the accuracy and correctness of the information/data before in any way acting upon the same. MIPL shall not be liable for any harm, injury, loss or damage caused to the Subscriber due to default by the Subscriber's debtors/beneficiaries in fulfilling their obligations of any nature whatsoever. This Report or any of its portion shall not be used as a documentary evidence or otherwise before any investigative agencies or forum of law. This Report is confidential and proprietary to MIPL. The Subscriber and/or any other person(s) may not reproduce, publish or disclose any of the contents of the Report to others without the express authorization of MIPL. This Report is prepared and issued to the Subscriber without any risk, responsibility or liability on the part of MIPL or its officials.

	As claimed by Mr. Vinayak Desai that there is an decrease in the number of employees over past years and current number employees are 18.
--	--

RATING & COMMENTS
(Mira Inform has adopted New Rating mechanism w.e.f. 23rd January 2017)

MIRA's Rating :	A
------------------------	---

Credit Rating	Explanation	Rating Comments
A	Acceptable Risk	Business dealings permissible with moderate risk of default

Maximum Credit Limit :	USD 366000
Status :	Satisfactory
Payment Behaviour :	Usually correct
Litigation :	Clear
Comments :	<p>Subject was incorporated in the year 1984. The company is a trader, importer and dealer of pharmaceutical chemicals such as potassium chloride, calcium carbonate, etc.</p> <p>As per the financial records of 2017, the company has achieved a decent growth in its revenue as compared to the previous year and has earned an average net profit margin of 3.22%.</p> <p>The company possesses satisfactory financial position marked by adequate networth base along with low debt balance sheet profile.</p> <p>Rating takes into consideration the company's favourable Earnings Per Share (EPS) of INR 2241.39 as against its Face Value (FV) of INR 100.</p> <p>Business is active. Payment seems to be usually correct.</p> <p>In view of aforesaid, the company can be considered for business dealings at usual trade terms and condition.</p>

NOTES :

Any query related to this report can be made on e-mail : infodept@mirainform.com while quoting report number, name and date.

ECGC Country Risk Classification List

Country Name	Previous Rating (31.12.2017)	Current Rating (01.04.2018)
India	A1	A1

DISCLAIMER : This Report is **PRIVATE & CONFIDENTIAL** and it is prepared at the request of and for its use by the Subscriber only. The Subscriber shall use the contents of the Report merely as an aid to its business. Mira Inform Private Limited ("MIPL") has collated information/data in the Report, which have not been verified unless otherwise specifically mentioned in the Report. The Subscriber shall independently verify the accuracy and correctness of the information/data before in any way acting upon the same. MIPL shall not be liable for any harm, injury, loss or damage caused to the Subscriber due to default by the Subscriber's debtors/beneficiaries in fulfilling their obligations of any nature whatsoever. This Report or any of its portion shall not be used as a documentary evidence or otherwise before any investigative agencies or forum of law. This Report is confidential and proprietary to MIPL. The Subscriber and/or any other person(s) may not reproduce, publish or disclose any of the contents of the Report to others without the express authorization of MIPL. This Report is prepared and issued to the Subscriber without any risk, responsibility or liability on the part of MIPL or its officials.

Risk Category	ECGC Classification
Insignificant	A1
Low Risk	A2
Moderately Low Risk	B1
Moderate Risk	B2
Moderately High Risk	C1
High Risk	C2
Very High Risk	D

EXTERNAL AGENCY RATING

Rating Agency Name	Not Available
Rating	Not Available
Rating Explanation	Not Available
Date	Not Available

RBI DEFAULTERS' LIST STATUS

Subject's name is not enlisted as a defaulter in the publicly available RBI Defaulters' list.

EPF (Employee Provident Fund) DEFAULTERS' LIST STATUS

Subject's name is not enlisted as a defaulter in the publicly available EPF (Employee Provident Fund) Defaulters' list as of 31-03-2018.

BIFR (Board for Industrial & Financial Reconstruction) LISTING STATUS

Subject's name is not listed as a Sick Unit in the publicly available BIFR (Board for Industrial & Financial Reconstruction) list as of 28.08.2018

IBBI (Insolvency and Bankruptcy Board of India) LISTING STATUS

Subject's name is not listed in the publicly available IBBI (Insolvency and Bankruptcy Board of India) list as of report date.

INFORMATION PARTED BY

Name :	Mr. Vinayak Desai
Designation :	Accountant
Contact No.:	91-9969857187
Date :	27.08.2018

DISCLAIMER : This Report is **PRIVATE & CONFIDENTIAL** and it is prepared at the request of and for its use by the Subscriber only. The Subscriber shall use the contents of the Report merely as an aid to its business. Mira Inform Private Limited ("MIPL") has collated information/data in the Report, which have not been verified unless otherwise specifically mentioned in the Report. The Subscriber shall independently verify the accuracy and correctness of the information/data before in any way acting upon the same. MIPL shall not be liable for any harm, injury, loss or damage caused to the Subscriber due to default by the Subscriber's debtors/beneficiaries in fulfilling their obligations of any nature whatsoever. This Report or any of its portion shall not be used as a documentary evidence or otherwise before any investigative agencies or forum of law. This Report is confidential and proprietary to MIPL. The Subscriber and/or any other person(s) may not reproduce, publish or disclose any of the contents of the Report to others without the express authorization of MIPL. This Report is prepared and issued to the Subscriber without any risk, responsibility or liability on the part of MIPL or its officials.

LOCATIONS

Registered Office :	Apeejay Chambers, 1 st Floor, Wallace Street, Fort, Mumbai – 400001, Maharashtra, India
Tel. No.:	91-22-66317614 / 22071671 / 22072325 / 66317612 / 22817612/ 22077192
Mobile No.:	91-9969857187 (Mr. Vinayak Desai)
Fax No.:	91-22317610 / 22040376 / 66317610
E-Mail :	kantimani@vsnl.com admin@kmcpl.com desai@kmcpl.com
Website :	http://www.kmcpl.com
Area :	1000 Sq. ft.
Location :	Owned
Locality :	Commercial
Warehouse I :	God No.1, Survey No.1, Hissa No.6-7, Patel Compound, Purna Village, Thane-Bhiwandi Road, Thane, Maharashtra, India
Location :	Owned
Warehouse II :	S. No. 120, Hissa No. 2, Paiki, L-2, Gala No. 3 and 4, Munisuvrat Complex, Phase-II, Rehnal Village, Bhiwandi, District: Thane – 421302, Maharashtra, India
Branch Office :	Located at: <ul style="list-style-type: none"> • Gujarat • Bhiwandi (Thane – 421302) • Thane – 400601 • Delhi

DIRECTORS

As on 31.03.2018

Name :	Mr. Mukesh Kantilal Shah		
Designation :	Director		
Address :	12A, Capri Co-operative Society Limited, Mumbai – 400006, Maharashtra, India		
Date of Birth/Age :	10.01.1959		
Date of Appointment :	30.09.1995		
DIN No.:	00501188		
Other Directorship:			
CIN/FCRN	Company Name	Begin Date	End Date
U51900MH1984PTC034659	PANNALAL BROS PRIVATE LIMITED	25/11/1992	-
U24110MH1999PTC122782	KAMA CHEMICALS PRIVATE LIMITED	26/11/1999	-
U70102MH2009PTC195056	ATUNIL PROPERTIES PRIVATE LIMITED	19/08/2009	-
Name :	Mr. Pankaj Pannalal Shah		
Designation :	Director		
Address :	510, Chandralok, A-97, Nepean Sea Road, Mumbai – 400006, Maharashtra, India		
Date of Birth/Age :	14.08.1951		
Qualification :	B. Com		
Date of Appointment :	30.09.1995		
DIN No.:	00900217		
Other Directorship:			
CIN/FCRN	Company Name	Begin Date	End Date
U51900MH1984PTC034659	PANNALAL BROS PRIVATE LIMITED	25/11/1992	-
U24110MH1999PTC122782	KAMA CHEMICALS PRIVATE LIMITED	26/11/1999	-
U70102MH2009PTC195056	ATUNIL PROPERTIES PRIVATE LIMITED	19/08/2009	-
Name :	Mrs. Nilamben Champaklal Shah		
Designation :	Director		
Address :	12A, Capri Co-operative Society Limited, Mumbai – 400006, Maharashtra, India		
Date of Birth/Age :	21.08.1932		
Date of Appointment :	30.09.1995		
DIN No.:	02368354		
Name :	Mr. Anil Pannalal Shah		
Designation :	Director		
Address :	Sagar Kunj 78, Nepean Sea Road, Mumbai – 400006, Maharashtra, India		
Date of Birth/Age :	27.11.1944		

Qualification :	Post Graduate		
Date of Appointment :	30.09.1995		
DIN No.:	02422033		
Other Directorship:			
CIN/FCRN	Company Name	Begin Date	End Date
U51900MH1984PTC034659	PANNALAL BROS PVT LTD	25/11/1992	-
U24110MH1999PTC122782	KAMA CHEMICALS PRIVATE LIMITED	26/11/1999	-
U70102MH2009PTC195056	ATUNIL PROPERTIES PRIVATE LIMITED	19/08/2009	-
Name : Mr. Atul Vinubhai Shah			
Designation : Director			
Address : 53, Sagar Kunj 78, Nepean Sea Road, Mumbai – 400006, Maharashtra, India			
Date of Birth/Age : 28.12.1960			
Date of Appointment : 30.09.1995			
DIN No.: 02422085			
Other Directorship:			
CIN/FCRN	Company Name	Begin Date	End Date
U51900MH1984PTC034659	PANNALAL BROS PVT LTD	25/11/1992	-
U24110MH1999PTC122782	KAMA CHEMICALS PRIVATE LIMITED	26/11/1999	-
U70102MH2009PTC195056	ATUNIL PROPERTIES PRIVATE LIMITED	19/08/2009	-

KEY EXECUTIVES

Name :	Mr. Vinayak Desai
Designation :	Accountant

MAJOR SHAREHOLDERS

As on 31.03.2017

Names of Shareholders	No. of Shares
Anil P. Shah Jointly Devyani A. Shah	1100
Anil P. Shah as Karta of Anil P Shah HUF Jointly Devyani A. Shah	750
Pankaj P. Shah of Pankaj P. Shah (H.U.F.) Jointly Charu P. Shah	750
Charu P. Shah Jointly Pankaj P. Shah	850
Mansi K Gandhi Jointly Charu P. Shah	50
Aditi A Bhimjyani Jointly Charu P. Shah	50
Devyani A. Shah Jointly Anil P. Shah	750
Roma A. Shah Jointly Anil P. Shah	100

DISCLAIMER : This Report is **PRIVATE & CONFIDENTIAL** and it is prepared at the request of and for its use by the Subscriber only. The Subscriber shall use the contents of the Report merely as an aid to its business. Mira Inform Private Limited ("MIPL") has collated information/data in the Report, which have not been verified unless otherwise specifically mentioned in the Report. The Subscriber shall independently verify the accuracy and correctness of the information/data before in any way acting upon the same. MIPL shall not be liable for any harm, injury, loss or damage caused to the Subscriber due to default by the Subscriber's debtors/beneficiaries in fulfilling their obligations of any nature whatsoever. This Report or any of its portion shall not be used as a documentary evidence or otherwise before any investigative agencies or forum of law. This Report is confidential and proprietary to MIPL. The Subscriber and/or any other person(s) may not reproduce, publish or disclose any of the contents of the Report to others without the express authorization of MIPL. This Report is prepared and issued to the Subscriber without any risk, responsibility or liability on the part of MIPL or its officials.

Pooja A. Shah Jointly Anil P. Shah	100
Atul Vinubhai Shah Jointly Sheetal A Shah	1000
Kokilaben V. Shah Jointly Vinubhai P. Shah	200
Atul Vinubhai Shah Jointly Sheetal A. Shah	675
Sheetal A. Shah Jointly Atul V. Shah	200
Dipali V. Shah Jointly Vinubhai P. Shah	100
Mukesh K. Shah Jointly Jyoti M. Shah	650
Jyoti M. Shah Jointly Mukesh K. Shah	150
Pankaj P. Shah Jointly Charu P. Shah	1100
Nilamben C. Shah Jointly Pankaj P. Shah	400
Alok A. Shah Atul V. Shah Jointly Sheetal A. Shah	175
Akshay A. Shah Atul V. Shah Jointly Sheetal A. Shah	150
Jinal R. Shah Mukesh K. Shah Jointly Jyoti M. Shah	150
Atul Vinubhai Shah as Karta of Atul Vinubhai Shah (H.U.F.) Atul V. Shah Jointly Sheetal A. Shah	300
Mukesh K. Shah as Karta of Kantilal Mafatlal Shah HUF Jointly Jyoti M. Shah	250
Total	10000

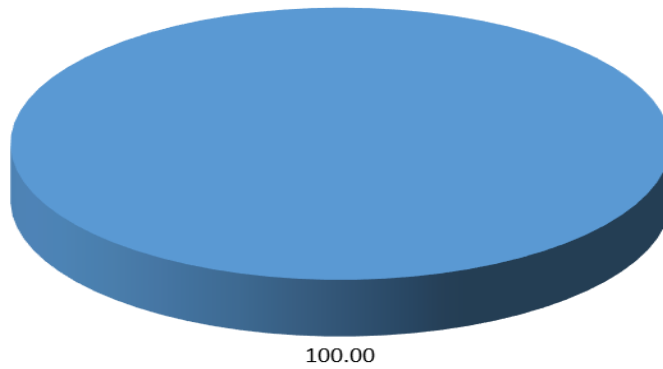
Equity Share Break up (Percentage of Total Equity)

As on 30.09.2017

Category	Percentage
Promoters (Individual/Hindu Undivided Family – Indian)	100.00
Total	100.00

Share holding pattern

■ Promoters (Individual/Hindu Undivided Family – Indian)



BUSINESS DETAILS

Line of Business :	<ul style="list-style-type: none"> • Trader and Importer of pharmaceutical chemicals such as potassium chloride, sulfuric acid, calcium carbonate etc. (Confirmed by management) • Dealer and Importer of Pharmaceutical Chemicals. (Registered Activity) Line of business is updated as per latest annual report 2018									
Products / Services :	<table border="1"> <thead> <tr> <th>Item Code No.</th> <th>Products/Services Description</th> </tr> </thead> <tbody> <tr> <td>99611730</td> <td>Pharmaceutical Products</td> </tr> <tr> <th>NIC Code No.</th> <th>Products/Services Description</th> </tr> <tr> <td>46497</td> <td>Importers and dealers of Pharmaceuticals, chemicals</td> </tr> </tbody> </table>	Item Code No.	Products/Services Description	99611730	Pharmaceutical Products	NIC Code No.	Products/Services Description	46497	Importers and dealers of Pharmaceuticals, chemicals	
Item Code No.	Products/Services Description									
99611730	Pharmaceutical Products									
NIC Code No.	Products/Services Description									
46497	Importers and dealers of Pharmaceuticals, chemicals									
Brand Names :	Not Available									
Agencies Held :	Not Available									
Exports :	Not Available									
Imports :										
Products :	Pharmaceutical Chemicals									
Countries :	<ul style="list-style-type: none"> • China • Germany 									
Terms :										

DISCLAIMER : This Report is **PRIVATE & CONFIDENTIAL** and it is prepared at the request of and for its use by the Subscriber only. The Subscriber shall use the contents of the Report merely as an aid to its business. Mira Inform Private Limited ("MIPL") has collated information/data in the Report, which have not been verified unless otherwise specifically mentioned in the Report. The Subscriber shall independently verify the accuracy and correctness of the information/data before in any way acting upon the same. MIPL shall not be liable for any harm, injury, loss or damage caused to the Subscriber due to default by the Subscriber's debtors/beneficiaries in fulfilling their obligations of any nature whatsoever. This Report or any of its portion shall not be used as a documentary evidence or otherwise before any investigative agencies or forum of law. This Report is confidential and proprietary to MIPL. The Subscriber and/or any other person(s) may not reproduce, publish or disclose any of the contents of the Report to others without the express authorization of MIPL. This Report is prepared and issued to the Subscriber without any risk, responsibility or liability on the part of MIPL or its officials.

Selling :	Advance Payment, Cheque, Cash and Others (RTGS/ NEFT)
Purchasing :	Advance Payment, Cheque, Cash and Others (RTGS/ NEFT)

PRODUCTION STATUS – (NOT AVAILABLE)

GENERAL INFORMATION

Suppliers :	Reference :	Roche Products (India) Private Limited
	Name of the Person :	--
	Contact No.:	--
	Since How Long Known :	--
	Maximum Limit Dealt :	--
	Experience :	--
	Remark:	--
Customers :	Retailers, End Users	
	Reference :	Jagson Pal Pharmaceutical Limited
	Name of the Person :	--
	Contact No.:	--
	Since How Long Known :	--
	Maximum Limit Dealt :	--
	Experience :	--
	Remark:	--
	<ul style="list-style-type: none"> Saguna Poultry 	
No. of Employees :	18 (Approximately)	
	As claimed by Mr. Vinayak Desai that there is an decrease in the number of employees over past years and current number employees are 18.	
Bankers :	Banker Name :	The Hongkong and Shanghai Banking Corporation Limited
	Branch :	52/60, Mahatma Gandhi Road, Fort, Mumbai – 400001, Maharashtra, India
	Person Name (With Designation) :	--
	Contact Number :	91-22-22623332/22623338 (Continuously Ringing)
	Name of Account Holder :	Kantilal Manilal and Company Private Limited (Not confirmed with banker)
	Account Number :	002439966001 (Not confirmed with banker)
	Account Since (Date/Year of Account Opening) :	--

	Average Balance Maintained :	--	
	Credit Facilities Enjoyed (CC/OD/Term Loan) :	--	
	Account Operation :	--	
	Remark :	--	
	<ul style="list-style-type: none"> Kotak Mahindra Bank Limited, 27 BKC, C 27, G Block, Bandra Kurla Complex, Bandra (East), Mumbai-400051, Maharashtra, India 		
Facilities :	Secured Loan	31.03.2018 (INR in Million)	31.03.2017 (INR in Million)
	Short-term borrowings		
	Term loans – from banks	17.538	0.000
	Total	17.538	0.000

Auditors :	
Name :	Ramesh C. Shah and Company Chartered Accountants
Address :	307, Venkatesh Chambers, 3 rd Floor, Prescott Road, Behind Khadi Bhandar, Fort, Mumbai – 400001, Maharashtra, India
Tel. No.:	91-22-22075636
Fax No.:	91-22-22070012
Email :	rcshahca@vsnl.com rcshahca@mtnl.net.in
Income-tax PAN of auditor or auditor's firm :	AADPS8834K
Memberships :	Not Available
Collaborators :	Not Available
Companies-Trust over which the directors have significant control :	<ul style="list-style-type: none"> Mafatlal Chudgar Charitable Trust
Other Related Parties :	<ul style="list-style-type: none"> Pankaj P. Shah H.U.F. Kantilal M. Shah H.U.F. Anil P. Shah H.U.F. Atul V. Shah H.U.F.

CAPITAL STRUCTURE

As on 31.03.2018

Authorised Capital :

No. of Shares	Type	Value	Amount
41000	Equity Shares	INR 100/- each	INR 4.100 Million

Issued, Subscribed & Paid-up Capital :

No. of Shares	Type	Value	Amount
10000	Equity Shares	INR 100/- each	INR 1.000 Million

FINANCIAL DATA
[all figures are INR Million]

ABRIDGED BALANCE SHEET

SOURCES OF FUNDS	31.03.2018	31.03.2017	31.03.2016
I. EQUITY AND LIABILITIES			
(1) Shareholders' Funds			
(a) Share Capital	1.000	1.000	1.000
(b) Reserves & Surplus	127.196	104.782	105.799
(c) Money received against share warrants	0.000	0.000	0.000
(2) Share Application money pending allotment	0.000	0.000	0.000
Total Shareholders' Funds (1) + (2)	128.196	105.782	106.799
(3) Non-Current Liabilities			
(a) long-term borrowings	139.455	115.001	169.991
(b) Deferred tax liabilities (Net)	0.000	0.000	0.000
(c) Other long term liabilities	0.000	0.000	0.000
(d) long-term provisions	0.000	0.000	0.000
Total Non-current Liabilities (3)	139.455	115.001	169.991
(4) Current Liabilities			
(a) Short term borrowings	17.538	0.000	25.461
(b) Trade payables	121.247	84.849	84.441
(c) Other current liabilities	5.218	10.046	4.859
(d) Short-term provisions	14.425	0.165	0.175
Total Current Liabilities (4)	158.428	95.060	114.936
TOTAL	426.079	315.843	391.726
II. ASSETS			
(1) Non-current assets			
(a) Fixed Assets			
(i) Tangible assets	5.513	6.678	8.233
(ii) Intangible Assets	0.000	0.000	0.000
(iii) Capital work-in-progress	0.000	0.000	0.000
(iv) Intangible assets under development	0.000	0.000	0.000
(b) Non-current Investments	66.001	66.001	66.001
(c) Deferred tax assets (net)	1.214	1.148	1.145
(d) Long-term Loan and Advances	0.119	0.349	0.198
(e) Other Non-current assets	0.000	0.000	0.000
Total Non-Current Assets	72.847	74.176	75.577
(2) Current assets			

DISCLAIMER : This Report is **PRIVATE & CONFIDENTIAL** and it is prepared at the request of and for its use by the Subscriber only. The Subscriber shall use the contents of the Report merely as an aid to its business. Mira Inform Private Limited ("MIPL") has collated information/data in the Report, which have not been verified unless otherwise specifically mentioned in the Report. The Subscriber shall independently verify the accuracy and correctness of the information/data before in any way acting upon the same. MIPL shall not be liable for any harm, injury, loss or damage caused to the Subscriber due to default by the Subscriber's debtors/beneficiaries in fulfilling their obligations of any nature whatsoever. This Report or any of its portion shall not be used as a documentary evidence or otherwise before any investigative agencies or forum of law. This Report is confidential and proprietary to MIPL. The Subscriber and/or any other person(s) may not reproduce, publish or disclose any of the contents of the Report to others without the express authorization of MIPL. This Report is prepared and issued to the Subscriber without any risk, responsibility or liability on the part of MIPL or its officials.

(a) Current investments	0.000	0.000	0.000
(b) Inventories	97.465	100.763	105.543
(c) Trade receivables	232.518	110.723	132.494
(d) Cash and cash equivalents	0.267	27.065	72.135
(e) Short-term loans and advances	21.689	1.884	3.380
(f) Other current assets	1.293	1.232	2.597
Total Current Assets	353.232	241.667	316.149
TOTAL	426.079	315.843	391.726

PROFIT & LOSS ACCOUNT

	PARTICULARS	31.03.2018	31.03.2017	31.03.2016
	SALES			
	Income	696.941	437.324	598.909
	Other Income	10.490	3.787	5.890
	TOTAL	707.431	441.111	604.799
		(Due to More Order)		
Less	EXPENSES			
	Purchases of Stock-in-Trade	629.525	413.292	479.938
	Changes in inventories of finished goods, work-in-progress and Stock-in-Trade	3.299	4.780	94.420
	Employees benefits expense	6.464	5.116	5.840
	Other expenses	10.932	16.444	19.350
	TOTAL	650.220	439.632	599.548
	PROFIT/ (LOSS) BEFORE INTEREST, TAX, DEPRECIATION AND AMORTISATION	57.211	1.479	5.251
Less	FINANCIAL EXPENSES	14.326	0.457	2.349
	PROFIT / (LOSS) BEFORE TAX, DEPRECIATION AND AMORTISATION	42.885	1.022	2.902
Less/ Add	DEPRECIATION/ AMORTISATION	1.199	1.623	2.415
	PROFIT/ (LOSS) BEFORE TAX	41.686	(0.601)	0.487
Less	TAX	19.272	0.416	(0.186)
	PROFIT/ (LOSS) AFTER TAX	22.414	(1.017)	0.673
	C.I.F. Value of Imports of goods	468.175	258.999	231.695
	Earnings / (Loss) Per Share (INR)	2241.39	(101.68)	67.34

DISCLAIMER : This Report is **PRIVATE & CONFIDENTIAL** and it is prepared at the request of and for its use by the Subscriber only. The Subscriber shall use the contents of the Report merely as an aid to its business. Mira Inform Private Limited ("MIPL") has collated information/data in the Report, which have not been verified unless otherwise specifically mentioned in the Report. The Subscriber shall independently verify the accuracy and correctness of the information/data before in any way acting upon the same. MIPL shall not be liable for any harm, injury, loss or damage caused to the Subscriber due to default by the Subscriber's debtors/beneficiaries in fulfilling their obligations of any nature whatsoever. This Report or any of its portion shall not be used as a documentary evidence or otherwise before any investigative agencies or forum of law. This Report is confidential and proprietary to MIPL. The Subscriber and/or any other person(s) may not reproduce, publish or disclose any of the contents of the Report to others without the express authorization of MIPL. This Report is prepared and issued to the Subscriber without any risk, responsibility or liability on the part of MIPL or its officials.

CURRENT MATURITIES OF LONG TERM DEBT DETAILS

Particulars	31.03.2018	31.03.2017	31.03.2016
Current Maturities of Long term debt	NA	NA	NA
Cash generated from operations	NA	NA	NA
Net cash flows from operating activities	(64.085)	26.521	133.577

KEY RATIOS

EFFICIENCY RATIOS

PARTICULARS	31.03.2018	31.03.2017	31.03.2016
Average Collection Days (Sundry Debtors / Income * 365 Days)	121.77	92.41	80.75
Account Receivables Turnover (Income / Sundry Debtors)	3.00	3.95	4.52
Average Payment Days (Sundry Creditors / Purchases * 365 Days)	70.30	74.93	64.22
Inventory Turnover (Operating Income / Inventories)	0.59	0.01	0.05
Asset Turnover (Operating Income / Net Fixed Assets)	10.38	0.22	0.64

LEVERAGE RATIOS

PARTICULARS	31.03.2018	31.03.2017	31.03.2016
Debt Ratio ((Borrowing + Current Liabilities) / Total Assets)	0.70	0.67	0.73
Debt Equity Ratio (Total Liability / Networth)	1.22	1.09	1.83
Current Liabilities to Networth (Current Liabilities / Net Worth)	1.24	0.90	1.08
Fixed Assets to Networth (Net Fixed Assets / Networth)	0.04	0.06	0.08

DISCLAIMER : This Report is **PRIVATE & CONFIDENTIAL** and it is prepared at the request of and for its use by the Subscriber only. The Subscriber shall use the contents of the Report merely as an aid to its business. Mira Inform Private Limited ("MIPL") has collated information/data in the Report, which have not been verified unless otherwise specifically mentioned in the Report. The Subscriber shall independently verify the accuracy and correctness of the information/data before in any way acting upon the same. MIPL shall not be liable for any harm, injury, loss or damage caused to the Subscriber due to default by the Subscriber's debtors/beneficiaries in fulfilling their obligations of any nature whatsoever. This Report or any of its portion shall not be used as a documentary evidence or otherwise before any investigative agencies or forum of law. This Report is confidential and proprietary to MIPL. The Subscriber and/or any other person(s) may not reproduce, publish or disclose any of the contents of the Report to others without the express authorization of MIPL. This Report is prepared and issued to the Subscriber without any risk, responsibility or liability on the part of MIPL or its officials.

Interest Coverage Ratio (PBIT / Financial Charges)	3.99	3.24	2.24
---	------	------	------

PROFITABILITY RATIOS

PARTICULARS		31.03.2018	31.03.2017	31.03.2016
Net Profit Margin ((PAT / Sales) * 100)	%	3.22	(0.23)	0.11
Return on Total Assets ((PAT / Total Assets) * 100)	%	5.26	(0.32)	0.17
Return on Investment (ROI) ((PAT / Networth) * 100)	%	17.48	(0.96)	0.63

SOLVENCY RATIOS

PARTICULARS	31.03.2018	31.03.2017	31.03.2016
Current Ratio (Current Assets / Current Liabilities)	2.23	2.54	2.75
Quick Ratio ((Current Assets – Inventories) / Current Liabilities)	1.61	1.48	1.83
G-Score Ratio Financial (Networth / Total Assets)	0.30	0.33	0.27
G-Score Ratio Debt (Debts / Equity Capital)	156.99	115.00	195.45
G-Score Ratio Liquidity (Total Current Assets / Total Current Liabilities)	2.23	2.54	2.75

Total Liability = Short-term Debt + Long-term Debt + Current Maturities of Long-term debts

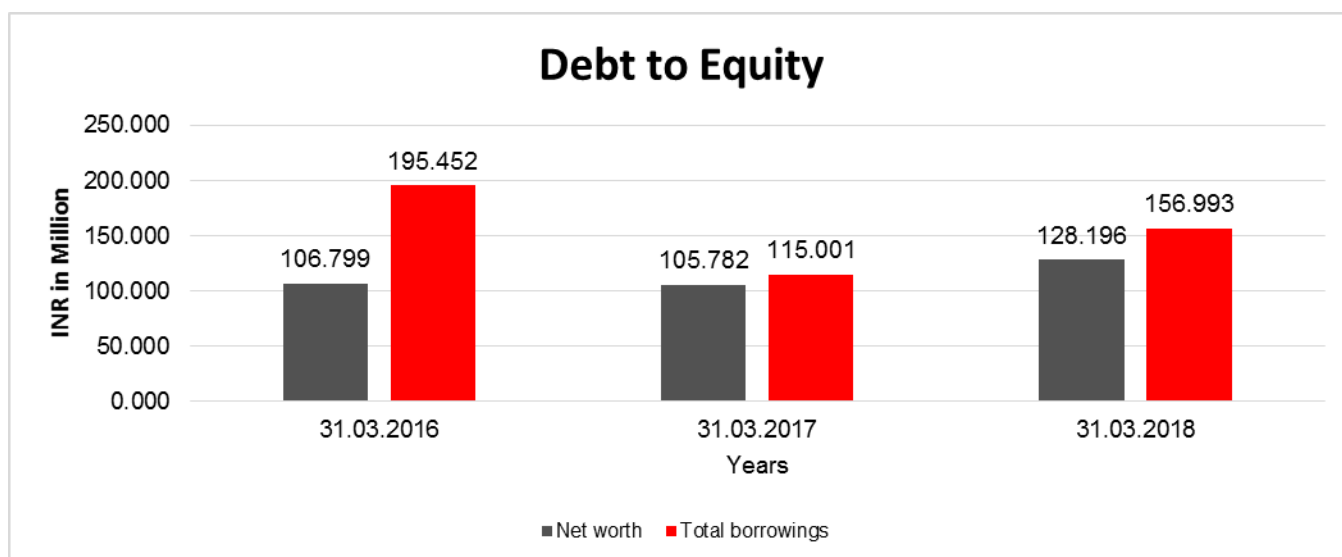
FINANCIAL ANALYSIS
[all figures are in INR Million]

DEBT EQUITY RATIO

Particular	31.03.2016	31.03.2017	31.03.2018
	INR In Million	INR In Million	INR In Million
Share Capital	1.000	1.000	1.000

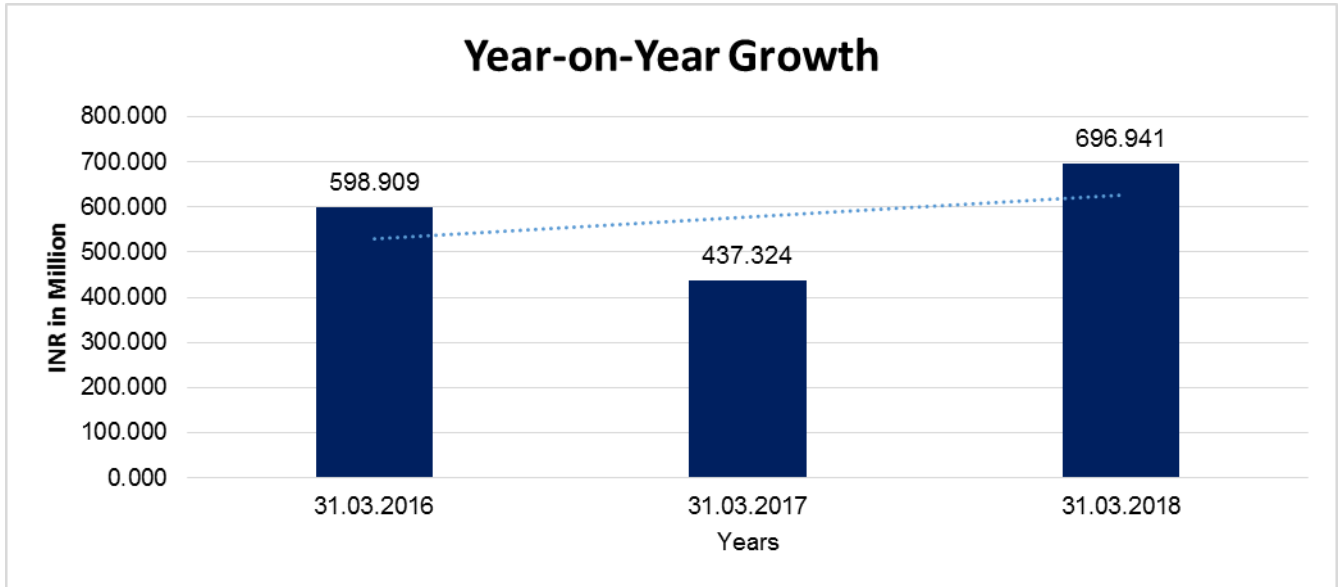
DISCLAIMER : This Report is **PRIVATE & CONFIDENTIAL** and it is prepared at the request of and for its use by the Subscriber only. The Subscriber shall use the contents of the Report merely as an aid to its business. Mira Inform Private Limited ("MIPL") has collated information/data in the Report, which have not been verified unless otherwise specifically mentioned in the Report. The Subscriber shall independently verify the accuracy and correctness of the information/data before in any way acting upon the same. MIPL shall not be liable for any harm, injury, loss or damage caused to the Subscriber due to default by the Subscriber's debtors/beneficiaries in fulfilling their obligations of any nature whatsoever. This Report or any of its portion shall not be used as a documentary evidence or otherwise before any investigative agencies or forum of law. This Report is confidential and proprietary to MIPL. The Subscriber and/or any other person(s) may not reproduce, publish or disclose any of the contents of the Report to others without the express authorization of MIPL. This Report is prepared and issued to the Subscriber without any risk, responsibility or liability on the part of MIPL or its officials.

Reserves & Surplus	105.799	104.782	127.196
Net worth	106.799	105.782	128.196
long-term borrowings	169.991	115.001	139.455
Short term borrowings	25.461	0.000	17.538
Total borrowings	195.452	115.001	156.993
Debt/Equity ratio	1.830	1.087	1.225



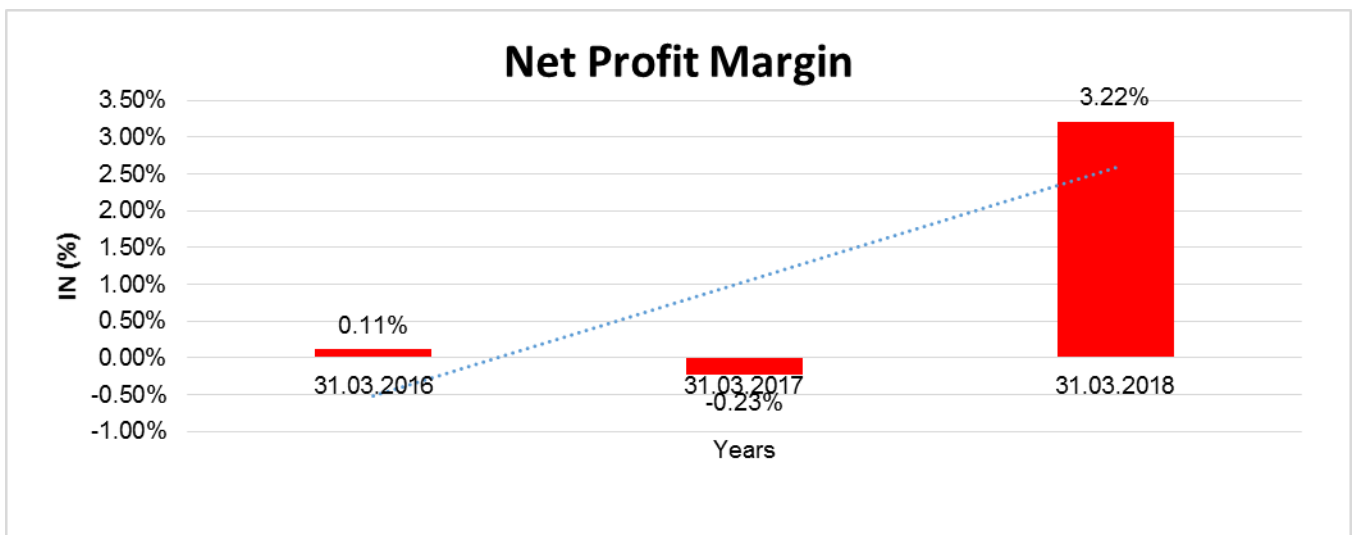
YEAR-ON-YEAR GROWTH

Year on Year Growth	31.03.2016	31.03.2017	31.03.2018
	INR In Million	INR In Million	INR In Million
Sales	598.909	437.324	696.941
		(26.980)	59.365



NET PROFIT MARGIN

Net Profit Margin	31.03.2016	31.03.2017	31.03.2018
	INR In Million	INR In Million	INR In Million
Sales	598.909	437.324	696.941
Profit/ (Loss)	0.673	(1.017)	22.414
	0.11%	(0.23%)	3.22%



DISCLAIMER : This Report is **PRIVATE & CONFIDENTIAL** and it is prepared at the request of and for its use by the Subscriber only. The Subscriber shall use the contents of the Report merely as an aid to its business. Mira Inform Private Limited ("MIPL") has collated information/data in the Report, which have not been verified unless otherwise specifically mentioned in the Report. The Subscriber shall independently verify the accuracy and correctness of the information/data before in any way acting upon the same. MIPL shall not be liable for any harm, injury, loss or damage caused to the Subscriber due to default by the Subscriber's debtors/beneficiaries in fulfilling their obligations of any nature whatsoever. This Report or any of its portion shall not be used as a documentary evidence or otherwise before any investigative agencies or forum of law. This Report is confidential and proprietary to MIPL. The Subscriber and/or any other person(s) may not reproduce, publish or disclose any of the contents of the Report to others without the express authorization of MIPL. This Report is prepared and issued to the Subscriber without any risk, responsibility or liability on the part of MIPL or its officials.

LOCAL AGENCY FURTHER INFORMATION

Sr. No.	Check List by Info Agents	Available in Report (Yes / No)
1]	Year of establishment	Yes
2]	Constitution of the entity Incorporation details	Yes
3]	Locality of the entity	Yes
4]	Premises details	Yes
5]	Buyer visit details	--
6]	Contact numbers	Yes
7]	Name of the person contacted	Yes
8]	Designation of contact person	Yes
9]	Promoter's background	Yes
10]	Date of Birth of Proprietor / Partners / Directors	Yes
11]	Pan Card No. of Proprietor / Partners	No
12]	Voter Id Card No. of Proprietor / Partners	No
13]	Type of business	Yes
14]	Line of Business	Yes
15]	Export/import details (if applicable)	Yes
16]	No. of employees	Yes
17]	Details of sister concerns	Yes
18]	Major suppliers	No
19]	Major customers	No
20]	Banking Details	Yes
21]	Banking facility details	Yes
22]	Conduct of the banking account	--
23]	Financials, if provided	Yes
24]	Capital in the business	Yes
25]	Last accounts filed at ROC, if applicable	Yes
26]	Turnover of firm for last three years	Yes
27]	Reasons for variation <> 20%	Yes
28]	Estimation for coming financial year	No
29]	Profitability for last three years	Yes
30]	Major shareholders, if available	Yes
31]	External Agency Rating, if available	No
32]	Litigations that the firm/promoter involved in	--
33]	Market information	--

DISCLAIMER : This Report is **PRIVATE & CONFIDENTIAL** and it is prepared at the request of and for its use by the Subscriber only. The Subscriber shall use the contents of the Report merely as an aid to its business. Mira Inform Private Limited ("MIPL") has collated information/data in the Report, which have not been verified unless otherwise specifically mentioned in the Report. The Subscriber shall independently verify the accuracy and correctness of the information/data before in any way acting upon the same. MIPL shall not be liable for any harm, injury, loss or damage caused to the Subscriber due to default by the Subscriber's debtors/beneficiaries in fulfilling their obligations of any nature whatsoever. This Report or any of its portion shall not be used as a documentary evidence or otherwise before any investigative agencies or forum of law. This Report is confidential and proprietary to MIPL. The Subscriber and/or any other person(s) may not reproduce, publish or disclose any of the contents of the Report to others without the express authorization of MIPL. This Report is prepared and issued to the Subscriber without any risk, responsibility or liability on the part of MIPL or its officials.

34]	Payments terms	Yes
35]	Negative Reporting by Auditors in the Annual Report	No

UNSECURED LOAN

PARTICULAR	31.03.2018 (INR in Million)	31.03.2017 (INR in Million)
Long-term Borrowings		
Long term Loans – Others		
From Directors	31.064	21.251
From relatives of Directors	108.391	93.750
Total	139.455	115.001

INDEX OF CHARGES

S N o	SRN	Charge Id	Charge Holder Name	Date of Creatio n	Date of Modificat ion	Date of Satisfact ion	Amount	Address
1	G78343 753	100022 649	KOTAK MAHIND RA BANK LIMITED	29/03/2 016	07/02/20 18	-	74000000.0	27BKC, C 27, G BlockBandra Kurla Complex, Bandra (E),MumbaiMa4000 51IN
2	C20028 619	902286 29	The Hongkon g and Shanghai Banking Corporati on Limited	18/02/1 993	02/09/20 14	-	280000000.0	52/60, Mahatma Gandhi Road, FortMumbaiM H400001IN
3	Y10331 254	902284 63	THE HONGKO NG AND SHANGH AI ANKING CORP. LTD.	28/10/1 991	-	-	6500000.0	M.G. ROADFORTMUMB AIMH400001IN

FIXED ASSETS

- Building
- Furniture and Fixture
- Vehicle
- Computer and Printer
- UPS
- Microwave Oven
- Scanner
- Office equipment
- Electrical Installation
- Type Writers
- Air Conditioner
- Refrigerator
- Xerox Machine
- Fax Machine
- Voltage Stabilizer
- Weighing Machine
- Fire Extinguisher
- Telephone System
- Capacitor
- CCTV
- Television
- Book

CMT REPORT (Corruption, Money Laundering & Terrorism]

The Public Notice information has been collected from various sources including but not limited to: **The Courts, India Prisons Service, Interpol, etc.**

1] INFORMATION ON DESIGNATED PARTY

No records exist designating subject or any of its beneficial owners, controlling shareholders or senior officers as terrorist or terrorist organization or whom notice had been received that all financial transactions involving their assets have been blocked or convicted, found guilty or against whom a judgement or order had been entered in a proceedings for violating money-laundering, anti-corruption or bribery or international economic or anti-terrorism sanction laws or whose assets were seized, blocked, frozen or ordered forfeited for violation of money laundering or international anti-terrorism laws.

2] Court Declaration :

No records exist to suggest that subject is or was the subject of any formal or informal allegations, prosecutions or other official proceeding for making any prohibited payments or other improper payments to government officials for engaging in prohibited transactions or with designated parties.

3] Asset Declaration :

No records exist to suggest that the property or assets of the subject are derived from criminal conduct or a prohibited transaction.

4] Record on Financial Crime :

Charges or conviction registered against subject: **None**

5] Records on Violation of Anti-Corruption Laws :

Charges or investigation registered against subject: **None**

6] Records on Int'l Anti-Money Laundering Laws/Standards :

Charges or investigation registered against subject: **None**

7] Criminal Records

No available information exist that suggest that subject or any of its principals have been formally charged or convicted by a competent governmental authority for any financial crime or under any formal investigation by a competent government authority for any violation of anti-corruption laws or international anti-money laundering laws or standard.

8] Affiliation with Government :

No record exists to suggest that any director or indirect owners, controlling shareholders, director, officer or employee of the company is a government official or a family member or close business associate of a Government official.

9] Compensation Package :

Our market survey revealed that the amount of compensation sought by the subject is fair and reasonable and comparable to compensation paid to others for similar services.

10] Press Report :

No press reports / filings exists on the subject.

CORPORATE GOVERNANCE

MIRA INFORM as part of its Due Diligence do provide comments on Corporate Governance to identify management and governance. These factors often have been predictive and in some cases have created vulnerabilities to credit deterioration.

Our Governance Assessment focuses principally on the interactions between a company's management, its Board of Directors, Shareholders and other financial stakeholders.

CONTRAVENTION

Subject is not known to have contravened any existing local laws, regulations or policies that prohibit, restrict or otherwise affect the terms and conditions that could be included in the agreement with the subject.

FOREIGN EXCHANGE RATES

Currency	Unit	INR
US Dollar	1	INR 70.07
UK Pound	1	INR 90.26
Euro	1	INR 81.05

INFORMATION DETAILS

Information Gathered by :	SUP
Analysis Done by :	NIY
Report Prepared by :	JYTK

SCORE FACTORS

DEMERIT POINTS		
--BANK CHARGES	YES/NO	YES
--LITIGATION	YES/NO	NO
--OTHER ADVERSE INFORMATION	YES/NO	NO
MERIT POINTS		
--SOLE DISTRIBUTORSHIP	YES/NO	NO
--EXPORT ACTIVITIES	YES/NO	NO
--AFFILIATION	YES/NO	YES
--LISTED	YES/NO	NO
--OTHER MERIT FACTORS	YES/NO	YES

RATING EXPLANATIONS

Credit Rating	Explanation	Rating Comments
A++	Minimum Risk	Business dealings permissible with minimum risk of default
A+	Low Risk	Business dealings permissible with low risk of default
A	Acceptable Risk	Business dealings permissible with moderate risk of default
B	Medium Risk	Business dealings permissible on a regular monitoring basis
C	Medium High Risk	Business dealings permissible preferably on secured basis
D	High Risk	Business dealing not recommended or on secured terms only
NB	New Business	No recommendation can be done due to business in infancy stage
NT	No Trace	No recommendation can be done as the business is not traceable

NB is stated where there is insufficient information to facilitate rating. However, it is not to be considered as unfavourable.

This score serves as a reference to assess SC's credit risk and to set the amount of credit to be extended. It is calculated from a composite of weighted scores obtained from each of the major sections of this report. The assessed factors are as follows:

- Financial condition covering various ratios
- Company background and operations size
- Promoters / Management background
- Payment record
- Litigation against the subject
- Industry scenario / competitor analysis
- Supplier / Customer / Banker review (wherever available)

DISCLAIMER : This Report is **PRIVATE & CONFIDENTIAL** and it is prepared at the request of and for its use by the Subscriber only. The Subscriber shall use the contents of the Report merely as an aid to its business. Mira Inform Private Limited ("MIPL") has collated information/data in the Report, which have not been verified unless otherwise specifically mentioned in the Report. The Subscriber shall independently verify the accuracy and correctness of the information/data before in any way acting upon the same. MIPL shall not be liable for any harm, injury, loss or damage caused to the Subscriber due to default by the Subscriber's debtors/beneficiaries in fulfilling their obligations of any nature whatsoever. This Report or any of its portion shall not be used as a documentary evidence or otherwise before any investigative agencies or forum of law. This Report is confidential and proprietary to MIPL. The Subscriber and/or any other person(s) may not reproduce, publish or disclose any of the contents of the Report to others without the express authorization of MIPL. This Report is prepared and issued to the Subscriber without any risk, responsibility or liability on the part of MIPL or its officials.