

**MIRA INFORM REPORT**

<b>Report No. :</b>	526483
<b>Report Date :</b>	29.08.2018

**IDENTIFICATION DETAILS**

<b>Name :</b>	AAR CEE CONTRACTS PRIVATE LIMITED
<b>Registered Office :</b>	201 A, Apra Plaza Rani Bagh Community Center, Pitampura, Delhi North West, Delhi – 110034
<b>Tel. No.:</b>	91-11-27027721
<b>Country :</b>	India
<b>Financials (as on) :</b>	31.03.2017
<b>Date of Incorporation :</b>	17.04.2012
<b>CIN No.:</b> [Company Identification No.]	U45200DL2012PTC234408
<b>Capital Investment / Paid-up Capital :</b>	INR 2.528 Million
<b>PAN No.:</b> [Permanent Account No.]	AAKCA4607N
<b>GSTN :</b> [Goods & Service Tax Registration No.]	06AAKCA4607N1ZG
<b>Legal Form :</b>	Private Limited Liability Company
<b>Line of Business :</b>	--- [Registered Activity]
<b>No. of Employees :</b>	Information declined by the management

**RATING & COMMENTS**

(Mira Inform has adopted New Rating mechanism w.e.f. 23<sup>rd</sup> January 2017)

**MIRA's Rating :** A

Credit Rating	Explanation	Rating Comments
---------------	-------------	-----------------

**DISCLAIMER :** This Report is **PRIVATE & CONFIDENTIAL** and it is prepared at the request of and for its use by the Subscriber only. The Subscriber shall use the contents of the Report merely as an aid to its business. Mira Inform Private Limited ("MIPL") has collated information/data in the Report, which have not been verified unless otherwise specifically mentioned in the Report. The Subscriber shall independently verify the accuracy and correctness of the information/data before in any way acting upon the same. MIPL shall not be liable for any harm, injury, loss or damage caused to the Subscriber due to default by the Subscriber's debtors/beneficiaries in fulfilling their obligations of any nature whatsoever. This Report or any of its portion shall not be used as a documentary evidence or otherwise before any investigative agencies or forum of law. This Report is confidential and proprietary to MIPL. The Subscriber and/or any other person(s) may not reproduce, publish or disclose any of the contents of the Report to others without the express authorization of MIPL. This Report is prepared and issued to the Subscriber without any risk, responsibility or liability on the part of MIPL or its officials.

**AAR CEE CONTRACTS PRIVATE LIMITED - 526483**

**PAGE NO. : 2**

A	Acceptable Risk	Business dealings permissible with moderate risk of default
---	-----------------	---

<b>Maximum Credit Limit :</b>	USD 100000 INR 12000000
<b>Status :</b>	Satisfactory
<b>Payment Behaviour :</b>	Slow but correct
<b>Litigation :</b>	Clear
<b>Comments :</b>	<p>Subject is an established company incorporated in the year 2012 having satisfactory track records.</p> <p>For the financial year ended 2017, the company has witnessed a growth in its revenue and has achieved fair profit margin at 4.31% (approx.)</p> <p>The company possesses an acceptable financial profile marked by sound net worth base along with fair debt level and favourable gap between trade payables to its trade receivables.</p> <p>However, the rating strength is partially offset by highly competitive construction industry.</p> <p>Trade relations are reported as fair. Business is active. Payment terms are seems to be slow but correct.</p> <p>In view of aforesaid, the company can be considered for business dealings at usual trade terms and conditions.</p>

**NOTES :**

Any query related to this report can be made on e-mail : [infodept@mirainform.com](mailto:infodept@mirainform.com) while quoting report number, name and date.

**ECGC Country Risk Classification List**

Country Name	Previous Rating (31.12.2017)	Current Rating (01.04.2018)
India	A1	A1

Risk Category	ECGC Classification
Insignificant	A1
Low Risk	A2
Moderately Low Risk	B1
Moderate Risk	B2
Moderately High Risk	C1

**DISCLAIMER :** This Report is **PRIVATE & CONFIDENTIAL** and it is prepared at the request of and for its use by the Subscriber only. The Subscriber shall use the contents of the Report merely as an aid to its business. Mira Inform Private Limited ("MIPL") has collated information/data in the Report, which have not been verified unless otherwise specifically mentioned in the Report. The Subscriber shall independently verify the accuracy and correctness of the information/data before in any way acting upon the same. MIPL shall not be liable for any harm, injury, loss or damage caused to the Subscriber due to default by the Subscriber's debtors/beneficiaries in fulfilling their obligations of any nature whatsoever. This Report or any of its portion shall not be used as a documentary evidence or otherwise before any investigative agencies or forum of law. This Report is confidential and proprietary to MIPL. The Subscriber and/or any other person(s) may not reproduce, publish or disclose any of the contents of the Report to others without the express authorization of MIPL. This Report is prepared and issued to the Subscriber without any risk, responsibility or liability on the part of MIPL or its officials.

High Risk	C2
Very High Risk	D

**EXTERNAL AGENCY RATING**

<b>Rating Agency Name</b>	<b>CRISIL RATING</b>
<b>Rating</b>	<b>Long Term Rating = BB (Issuer not cooperating)</b>
<b>Rating Explanation</b>	<b>Moderate risk of default</b>
<b>Date</b>	<b>06.04.2018</b>

**RBI DEFAULTERS' LIST STATUS**

Subject's name is not enlisted as a defaulter in the publicly available RBI Defaulters' list.

**EPF (Employee Provident Fund) DEFAULTERS' LIST STATUS**

Subject's name is not enlisted as a defaulter in the publicly available EPF (Employee Provident Fund) Defaulters' list as of 31-03-2018.

**BIFR (Board for Industrial & Financial Reconstruction) LISTING STATUS**

Subject's name is not listed as a Sick Unit in the publicly available BIFR (Board for Industrial & Financial Reconstruction) list as of 29.08.2018.

**IBBI (Insolvency and Bankruptcy Board of India) LISTING STATUS**

Subject's name is not listed in the publicly available IBBI (Insolvency and Bankruptcy Board of India) list as of report date.

**INFORMATION DENIED BY**

<b>Name :</b>	Mr. Rajneesh Kumar
<b>Designation :</b>	Assistant Accounts Manager
<b>Contact No.:</b>	91-11-27027721
<b>Date :</b>	23.08.2018

**LOCATIONS**

<b>Registered Office :</b>	201 A, Apra Plaza Rani Bagh Community Center, Pitampura, Delhi North West, Delhi – 110034, India
<b>Tel. No.:</b>	91-11-27027721
<b>Fax No.:</b>	91-11-27031146
<b>E-Mail :</b>	<a href="mailto:builders.rc@gmail.com">builders.rc@gmail.com</a> <a href="mailto:builders_Gd@yahoo.co.in">builders_Gd@yahoo.co.in</a> <a href="mailto:info@aarceecontracts.com">info@aarceecontracts.com</a>
<b>Website :</b>	<a href="http://aarceecontracts.com">http://aarceecontracts.com</a>

**DIRECTORS**

As on 31.03.2018

<b>Name :</b>	Mr. Ghanshyam Dass Goel		
<b>Designation :</b>	Director		
<b>Address :</b>	C-349, Saraswati Vihar Pitampura, North West Delhi, Delhi – 110034, India		
<b>Date of Appointment :</b>	15.03.2017		
<b>DIN No.:</b>	00234502		
<b>Other Directorship:</b>			
<b>CIN/FCRN</b>	<b>Company Name</b>	<b>Begin Date</b>	<b>End Date</b>
U74899DL1989PTC038167	AZAD MERCANTILES PRIVATE LIMITED	28/12/2005	-
U45201DL2002PTC118049	G D BUILDTECH PRIVATE LIMITED	16/12/2002	-
U74999DL2004PTC131495	OPTIONTOWN SOFTWARE PRIVATE LIMITED	22/12/2004	-
<b>Name :</b>	Mr. Ram Chander Gupta		
<b>Designation :</b>	Director		
<b>Address :</b>	Plot No.-85, Block-B,Pocket-3,Sector-17 Dwarka, New Delhi – 110075, India		
<b>Date of Birth/Age :</b>	01.07.1963		
<b>Date of Appointment :</b>	17.04.2012		

**DISCLAIMER :** This Report is **PRIVATE & CONFIDENTIAL** and it is prepared at the request of and for its use by the Subscriber only. The Subscriber shall use the contents of the Report merely as an aid to its business. Mira Inform Private Limited ("MIPL") has collated information/data in the Report, which have not been verified unless otherwise specifically mentioned in the Report. The Subscriber shall independently verify the accuracy and correctness of the information/data before in any way acting upon the same. MIPL shall not be liable for any harm, injury, loss or damage caused to the Subscriber due to default by the Subscriber's debtors/beneficiaries in fulfilling their obligations of any nature whatsoever. This Report or any of its portion shall not be used as a documentary evidence or otherwise before any investigative agencies or forum of law. This Report is confidential and proprietary to MIPL. The Subscriber and/or any other person(s) may not reproduce, publish or disclose any of the contents of the Report to others without the express authorization of MIPL. This Report is prepared and issued to the Subscriber without any risk, responsibility or liability on the part of MIPL or its officials.

**AAR CEE CONTRACTS PRIVATE LIMITED - 526483**

**PAGE NO. : 5**

<b>DIN No.:</b>	00941532		
<b>Other Directorship:</b>			
	<b>CIN/FCRN</b>	<b>Company Name</b>	<b>Begin Date</b>
	U45201DL2002PTC118049	G D BUILDTECH PRIVATE LIMITED	26/05/2013
<b>Name :</b>	Mr. Manish Gupta		
<b>Designation :</b>	Director		
<b>Address :</b>	B-3/85, Sector-17, Dwarka, New Delhi, Dwarka, Sector-6, South West Delhi, New Delhi – 110075, India		
<b>Date of Birth/Age :</b>	02.08.1986		
<b>Date of Appointment :</b>	17.04.2012		
<b>DIN No.:</b>	05232177		
<b>Name :</b>	Mr. Sushil Gupta		
<b>Designation :</b>	Director		
<b>Address :</b>	B-29, Gram Sabha Colony Extention Nilothi, West Delhi, Delhi – 110041, India		
<b>Date of Birth/Age :</b>	10.05.1985		
<b>Date of Appointment :</b>	17.04.2012		
<b>DIN No.:</b>	05247760		
<b>Name :</b>	Mr. Vishal Gupta		
<b>Designation :</b>	Director		
<b>Address :</b>	A-1/5, Hastal Road, Uttam Nagar, West Delhi, Delhi – 110059, India		
<b>Date of Birth/Age :</b>	13.08.1985		
<b>Date of Appointment :</b>	17.04.2012		
<b>DIN No.:</b>	05247767		

**KEY EXECUTIVES**

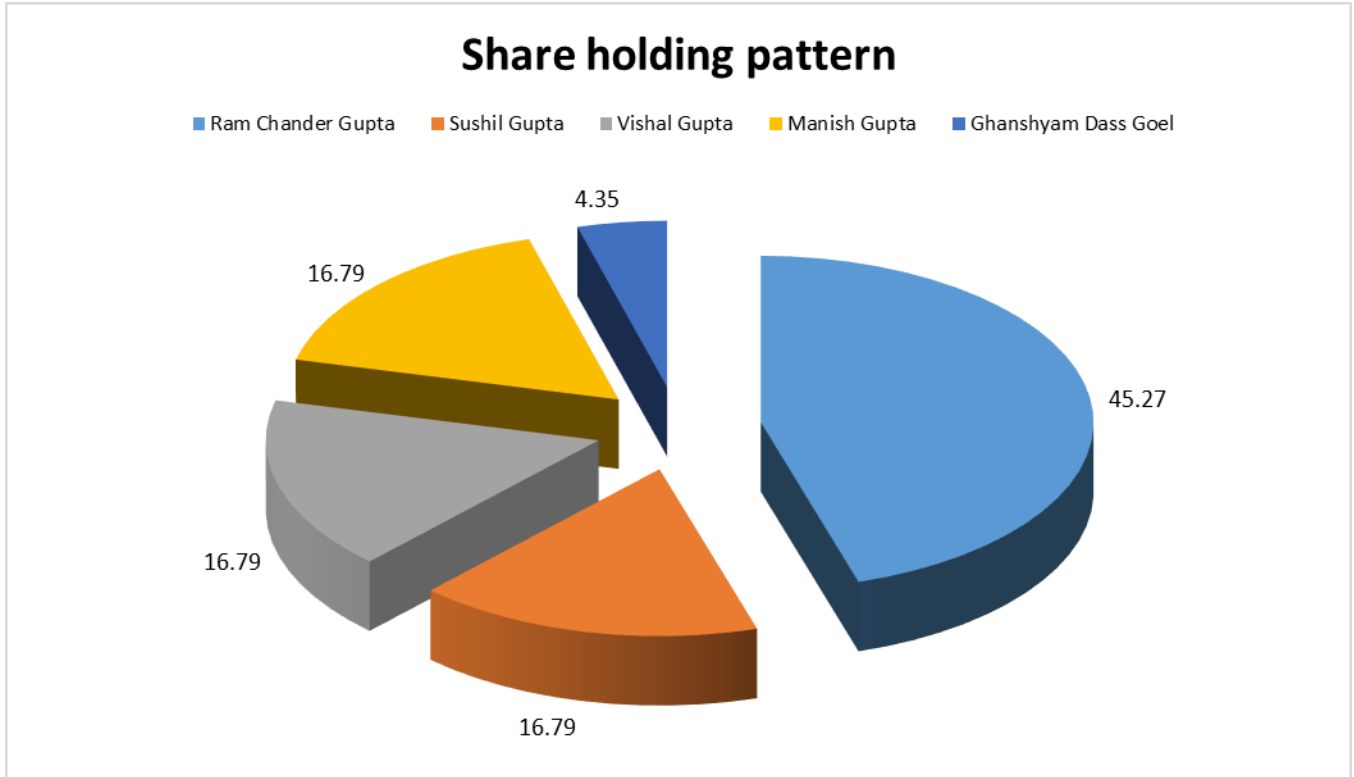
<b>Name :</b>	Mr. Rajneesh Kumar
<b>Designation :</b>	Assistant Accounts Manager

**MAJOR SHAREHOLDERS / SHAREHOLDING PATTERN**

As on 31.03.2017

Names of Shareholders	No. of Shares	% of holding
Ram Chander Gupta	114422	45.27
Sushil Gupta	42450	16.79
Vishal Gupta	42450	16.79
Manish Gupta	42450	16.79
Ghanshyam Dass Goel	11000	4.35
<b>Total</b>	<b>252772</b>	<b>100.00</b>

**DISCLAIMER :** This Report is **PRIVATE & CONFIDENTIAL** and it is prepared at the request of and for its use by the Subscriber only. The Subscriber shall use the contents of the Report merely as an aid to its business. Mira Inform Private Limited ("MIPL") has collated information/data in the Report, which have not been verified unless otherwise specifically mentioned in the Report. The Subscriber shall independently verify the accuracy and correctness of the information/data before in any way acting upon the same. MIPL shall not be liable for any harm, injury, loss or damage caused to the Subscriber due to default by the Subscriber's debtors/beneficiaries in fulfilling their obligations of any nature whatsoever. This Report or any of its portion shall not be used as a documentary evidence or otherwise before any investigative agencies or forum of law. This Report is confidential and proprietary to MIPL. The Subscriber and/or any other person(s) may not reproduce, publish or disclose any of the contents of the Report to others without the express authorization of MIPL. This Report is prepared and issued to the Subscriber without any risk, responsibility or liability on the part of MIPL or its officials.



**Equity Share Break up (Percentage of Total Equity)**

As on 29.09.2017

Category	Percentage
Promoter – (Individual/ Hindu Undivided Family – Indian)	100.00
<b>Total</b>	<b>100.00</b>

**BUSINESS DETAILS**

<b>Line of Business :</b>		
<b>Products :</b>	<b>Item Code No.</b>	<b>Product Description</b>
	99851210	Contract staffing services
<b>Brand Names :</b>	Not Divulged	
<b>Agencies Held :</b>	Not Divulged	
<b>Exports :</b>	Not Available	

**DISCLAIMER :** This Report is **PRIVATE & CONFIDENTIAL** and it is prepared at the request of and for its use by the Subscriber only. The Subscriber shall use the contents of the Report merely as an aid to its business. Mira Inform Private Limited ("MIPL") has collated information/data in the Report, which have not been verified unless otherwise specifically mentioned in the Report. The Subscriber shall independently verify the accuracy and correctness of the information/data before in any way acting upon the same. MIPL shall not be liable for any harm, injury, loss or damage caused to the Subscriber due to default by the Subscriber's debtors/beneficiaries in fulfilling their obligations of any nature whatsoever. This Report or any of its portion shall not be used as a documentary evidence or otherwise before any investigative agencies or forum of law. This Report is confidential and proprietary to MIPL. The Subscriber and/or any other person(s) may not reproduce, publish or disclose any of the contents of the Report to others without the express authorization of MIPL. This Report is prepared and issued to the Subscriber without any risk, responsibility or liability on the part of MIPL or its officials.

<b>Imports :</b>	Not Available
<b>Terms :</b>	Not Divulged

**PRODUCTION STATUS NOT AVAILABLE**

**GENERAL INFORMATION**

<b>Suppliers :</b>	<b>Reference :</b>	Aisha Construction
	<b>Name of the Person :</b>	--
	<b>Contact No.:</b>	--
	<b>Since How Long Known :</b>	--
	<b>Maximum Limit Dealt :</b>	--
	<b>Experience :</b>	--
	<b>Remark:</b>	--
		<ul style="list-style-type: none"> <li>• Aditi Construction and Developers</li> <li>• Ansari Constructions</li> <li>• Anil Kumar Electrical Works</li> <li>• Baba Constructions</li> <li>• Baba Budhram Traders</li> <li>• Chakshu Enterprises</li> <li>• D.P. Enterprises</li> <li>• Earth Dewatering System</li> <li>• Hindustan Oil and Chemicals</li> </ul>
<b>Customers :</b>	<ul style="list-style-type: none"> <li>• CHD Developers Limited</li> <li>• Silverglades</li> <li>• Paras Buildtech</li> <li>• Fun Republic</li> <li>• Suncity Projects</li> <li>• The Retreat</li> <li>• Zee</li> </ul>	
<b>No. of Employees :</b>	Information declined by the management	
<b>Bankers :</b>	<b>Bank Name</b>	Union Bank of India
	<b>Branch</b>	--
	<b>Person Name (With Designation)</b>	--
	<b>Contact Number</b>	--
	<b>Name of Account Holder</b>	--
	<b>Account Number</b>	--
	<b>Account Since (Date/Year of Account Opening)</b>	--

**DISCLAIMER :** This Report is **PRIVATE & CONFIDENTIAL** and it is prepared at the request of and for its use by the Subscriber only. The Subscriber shall use the contents of the Report merely as an aid to its business. Mira Inform Private Limited ("MIPL") has collated information/data in the Report, which have not been verified unless otherwise specifically mentioned in the Report. The Subscriber shall independently verify the accuracy and correctness of the information/data before in any way acting upon the same. MIPL shall not be liable for any harm, injury, loss or damage caused to the Subscriber due to default by the Subscriber's debtors/beneficiaries in fulfilling their obligations of any nature whatsoever. This Report or any of its portion shall not be used as a documentary evidence or otherwise before any investigative agencies or forum of law. This Report is confidential and proprietary to MIPL. The Subscriber and/or any other person(s) may not reproduce, publish or disclose any of the contents of the Report to others without the express authorization of MIPL. This Report is prepared and issued to the Subscriber without any risk, responsibility or liability on the part of MIPL or its officials.

	<b>Average Balance Maintained (If Possible)</b>	--	
	<b>Credit Facilities Enjoyed (If any)</b>	--	
	<b>Account Operation</b>	--	
	<b>Remarks (If any)</b>	--	
<b>Facilities :</b>	<b>Secured Loan</b>	<b>31.03.2017 (INR in Million)</b>	<b>31.03.2016 (INR in Million)</b>
	<b>Long-term Borrowings</b>		
	<b>Secured loan for Cars</b>		
	Loan – HDFC Bank Limited (TC1)	1.704	3.122
	Loan – HDFC Bank Limited (TC) – M3M	0.368	0.672
	Loan – HDFC Bank Limited (TC2)	1.968	3.202
	Loan – HDFC Bank Limited (TC)	0.876	1.544
	Loan – Toyota Financial Services Limited	1.925	0.000
	Loan UBI (Eco Sport)	0.000	0.235
	Loan UBI (Honda City)	0.000	0.279
	<b>Working Capital Loan from Bank</b>		
	Union Bank of India (Bank O/d)	46.790	20.923
	<b>Total</b>	<b>53.631</b>	<b>29.977</b>

<b>Auditors :</b>	
<b>Name :</b>	Viney Mittal and Company Chartered Accountants
<b>Address :</b>	506, 5th Floor, Nikita Tower – IInd, Commercial Complex, Azadpur, Delhi – 110033, India
<b>PAN N Income-tax PAN of auditor or auditor's firm :</b>	AAIFV2868B
<b>Memberships :</b>	Not Available
<b>Collaborators :</b>	Not Available
<b>Associates/Subsidiaries :</b>	Not Available

**CAPITAL STRUCTURE**

As on 31.03.2017

**Authorised Capital :**

No. of Shares	Type	Value	Amount
500000	Equity Shares	INR 10/- each	INR 5.000 Million

**Issued, Subscribed & Paid-up Capital :**

No. of Shares	Type	Value	Amount
252772	Equity Shares	INR 10/- each	INR 2.528 Million

**FINANCIAL DATA**  
*[all figures are in INR Million]*

**ABRIDGED BALANCE SHEET**

SOURCES OF FUNDS	31.03.2017	31.03.2016	31.03.2015
<b>I. EQUITY AND LIABILITIES</b>			
(1) Shareholders' Funds			
(a) Share Capital	2.528	1.804	1.804
(b) Reserves & Surplus	58.184	41.478	22.257
(c) Money received against share warrants	0.000	0.000	0.000
(2) Share Application money pending allotment	0.000	0.000	0.000
<b>Total Shareholders' Funds (1) + (2)</b>	<b>60.712</b>	<b>43.282</b>	<b>24.061</b>
(3) Non-Current Liabilities			
(a) long-term borrowings	136.894	61.610	78.174
(b) Deferred tax liabilities (Net)	0.083	0.083	0.083
(c) Other long term liabilities	0.000	0.000	0.000
(d) long-term provisions	0.000	0.000	0.000
<b>Total Non-current Liabilities (3)</b>	<b>136.977</b>	<b>61.693</b>	<b>78.257</b>
(4) Current Liabilities			
(a) Short term borrowings	0.000	0.000	0.000
(b) Trade payables	77.292	42.592	21.680
(c) Other current liabilities	10.985	4.363	0.519
(d) Short-term provisions	4.590	1.992	1.226
<b>Total Current Liabilities (4)</b>	<b>92.867</b>	<b>48.947</b>	<b>23.425</b>
<b>TOTAL</b>	<b>290.556</b>	<b>153.922</b>	<b>125.743</b>
<b>II. ASSETS</b>			
(1) Non-current assets			
(a) Fixed Assets			
(i) Tangible assets	27.995	21.211	10.150
(ii) Intangible Assets	0.000	0.000	0.000
(iii) Capital work-in-progress	0.000	0.000	0.000
(iv) Intangible assets under development	0.000	0.000	0.000
(b) Non-current Investments	65.241	39.469	27.385
(c) Deferred tax assets (net)	0.000	0.000	0.000
(d) Long-term Loan and Advances	43.010	25.491	13.010

**DISCLAIMER** : This Report is **PRIVATE & CONFIDENTIAL** and it is prepared at the request of and for its use by the Subscriber only. The Subscriber shall use the contents of the Report merely as an aid to its business. Mira Inform Private Limited ("MIPL") has collated information/data in the Report, which have not been verified unless otherwise specifically mentioned in the Report. The Subscriber shall independently verify the accuracy and correctness of the information/data before in any way acting upon the same. MIPL shall not be liable for any harm, injury, loss or damage caused to the Subscriber due to default by the Subscriber's debtors/beneficiaries in fulfilling their obligations of any nature whatsoever. This Report or any of its portion shall not be used as a documentary evidence or otherwise before any investigative agencies or forum of law. This Report is confidential and proprietary to MIPL. The Subscriber and/or any other person(s) may not reproduce, publish or disclose any of the contents of the Report to others without the express authorization of MIPL. This Report is prepared and issued to the Subscriber without any risk, responsibility or liability on the part of MIPL or its officials.

**AAR CEE CONTRACTS PRIVATE LIMITED - 526483**

**PAGE NO. : 11**

(e) Other Non-current assets	0.000	0.000	0.000
<b>Total Non-Current Assets</b>	<b>136.246</b>	<b>86.171</b>	<b>50.545</b>
(2) Current assets			
(a) Current investments	0.000	0.000	0.000
(b) Inventories	30.685	8.188	11.624
(c) Trade receivables	100.088	35.233	59.856
(d) Cash and cash equivalents	14.634	20.173	0.222
(e) Short-term loans and advances	8.903	4.153	3.487
(f) Other current assets	0.000	0.004	0.009
<b>Total Current Assets</b>	<b>154.310</b>	<b>67.751</b>	<b>75.198</b>
<b>TOTAL</b>	<b>290.556</b>	<b>153.922</b>	<b>125.743</b>

**PROFIT & LOSS ACCOUNT**

	<b>PARTICULARS</b>	<b>31.03.2017</b>	<b>31.03.2016</b>	<b>31.03.2015</b>
	<b>SALES</b>			
	Income	503.074	467.731	136.349
	Other Income	4.058	4.315	6.862
	<b>TOTAL</b>	<b>507.132</b>	<b>472.046</b>	<b>143.211</b>
<b>Less</b>	<b>EXPENSES</b>			
	Cost of Materials Consumed	277.393	260.912	69.501
	Changes in inventories of finished goods, work-in-progress and Stock-in-Trade	(19.117)	3.699	5.384
	Employees benefits expense	33.902	20.898	9.784
	Direct Expenses	166.275	146.380	40.186
	Other expenses	4.953	4.337	2.078
	<b>TOTAL</b>	<b>463.406</b>	<b>436.226</b>	<b>126.933</b>
	<b>PROFIT/ (LOSS) BEFORE INTEREST, TAX, DEPRECIATION AND AMORTISATION</b>	<b>43.726</b>	<b>35.820</b>	<b>16.278</b>
<b>Less</b>	<b>FINANCIAL EXPENSES</b>	<b>3.497</b>	<b>2.299</b>	<b>3.829</b>
	<b>PROFIT / (LOSS) BEFORE TAX, DEPRECIATION AND AMORTISATION</b>	<b>40.229</b>	<b>33.521</b>	<b>12.449</b>
<b>Less</b>	<b>DEPRECIATION/ AMORTISATION</b>	<b>6.821</b>	<b>4.307</b>	<b>1.995</b>
	<b>PROFIT/ (LOSS) BEFORE TAX</b>	<b>33.408</b>	<b>29.214</b>	<b>10.454</b>

**DISCLAIMER** : This Report is **PRIVATE & CONFIDENTIAL** and it is prepared at the request of and for its use by the Subscriber only. The Subscriber shall use the contents of the Report merely as an aid to its business. Mira Inform Private Limited ("MIPL") has collated information/data in the Report, which have not been verified unless otherwise specifically mentioned in the Report. The Subscriber shall independently verify the accuracy and correctness of the information/data before in any way acting upon the same. MIPL shall not be liable for any harm, injury, loss or damage caused to the Subscriber due to default by the Subscriber's debtors/beneficiaries in fulfilling their obligations of any nature whatsoever. This Report or any of its portion shall not be used as a documentary evidence or otherwise before any investigative agencies or forum of law. This Report is confidential and proprietary to MIPL. The Subscriber and/or any other person(s) may not reproduce, publish or disclose any of the contents of the Report to others without the express authorization of MIPL. This Report is prepared and issued to the Subscriber without any risk, responsibility or liability on the part of MIPL or its officials.

**AAR CEE CONTRACTS PRIVATE LIMITED - 526483**

**PAGE NO. : 12**

<b>Less</b>	<b>TAX</b>	11.732	9.994	3.560
	<b>PROFIT/ (LOSS) AFTER TAX</b>	<b>21.676</b>	<b>19.220</b>	<b>6.894</b>
	<b>Earnings / (Loss) Per Share (INR)</b>	<b>85.75</b>	<b>106.53</b>	<b>62.68</b>

**CURRENT MATURITIES OF LONG TERM DEBT DETAILS**

Particulars	31.03.2017	31.03.2016	31.03.2015
Current Maturities of Long term debt	NA	NA	NA
Cash generated from operations	(8.502)	84.654	NA
Net cash flow from operating activity	(20.234)	74.661	NA

**KEY RATIOS**

**EFFICIENCY RATIOS**

PARTICULARS	31.03.2017	31.03.2016	31.03.2015
Average Collection Days (Sundry Debtors / Income * 365 Days)	72.62	27.49	160.23
Account Receivables Turnover (Income / Sundry Debtors)	5.03	13.28	2.28
Average Payment Days (Sundry Creditors / Purchases * 365 Days)	101.70	59.58	113.86
Inventory Turnover (Operating Income / Inventories)	1.42	4.37	1.40
Asset Turnover (Operating Income / Net Fixed Assets)	1.56	1.69	1.60

**LEVERAGE RATIOS**

PARTICULARS	31.03.2017	31.03.2016	31.03.2015
Debt Ratio ((Borrowing + Current Liabilities) / Total Assets)	0.79	0.72	0.81
Debt Equity Ratio	2.25	1.42	3.25

**DISCLAIMER** : This Report is **PRIVATE & CONFIDENTIAL** and it is prepared at the request of and for its use by the Subscriber only. The Subscriber shall use the contents of the Report merely as an aid to its business. Mira Inform Private Limited ("MIPL") has collated information/data in the Report, which have not been verified unless otherwise specifically mentioned in the Report. The Subscriber shall independently verify the accuracy and correctness of the information/data before in any way acting upon the same. MIPL shall not be liable for any harm, injury, loss or damage caused to the Subscriber due to default by the Subscriber's debtors/beneficiaries in fulfilling their obligations of any nature whatsoever. This Report or any of its portion shall not be used as a documentary evidence or otherwise before any investigative agencies or forum of law. This Report is confidential and proprietary to MIPL. The Subscriber and/or any other person(s) may not reproduce, publish or disclose any of the contents of the Report to others without the express authorization of MIPL. This Report is prepared and issued to the Subscriber without any risk, responsibility or liability on the part of MIPL or its officials.

**AAR CEE CONTRACTS PRIVATE LIMITED - 526483**

**PAGE NO. : 13**

(Total Liability / Networth)			
Current Liabilities to Networth (Current Liabilities / Net Worth)	1.53	1.13	0.97
Fixed Assets to Networth (Net Fixed Assets / Networth)	0.46	0.49	0.42
Interest Coverage Ratio (PBIT / Financial Charges)	12.50	15.58	4.25

**PROFITABILITY RATIOS**

PARTICULARS		31.03.2017	31.03.2016	31.03.2015
Net Profit Margin ((PAT / Sales) * 100)	%	4.31	4.11	5.06
Return on Total Assets ((PAT / Total Assets) * 100)	%	7.46	12.49	5.48
Return on Investment (ROI) ((PAT / Networth) * 100)	%	35.70	44.41	28.65

**SOLVENCY RATIOS**

PARTICULARS		31.03.2017	31.03.2016	31.03.2015
Current Ratio (Current Assets / Current Liabilities)		1.66	1.38	3.21
Quick Ratio ((Current Assets – Inventories) / Current Liabilities)		1.33	1.22	2.71
G-Score Ratio Financial (Networth / Total Assets)		0.21	0.28	0.19
G-Score Ratio Debt (Debts / Equity Capital)		54.15	34.15	43.33
G-Score Ratio Liquidity (Total Current Assets / Total Current Liabilities)		1.66	1.38	3.21

Total Liability = Short-term Debt + Long-term Debt + Current Maturities of Long-term debts

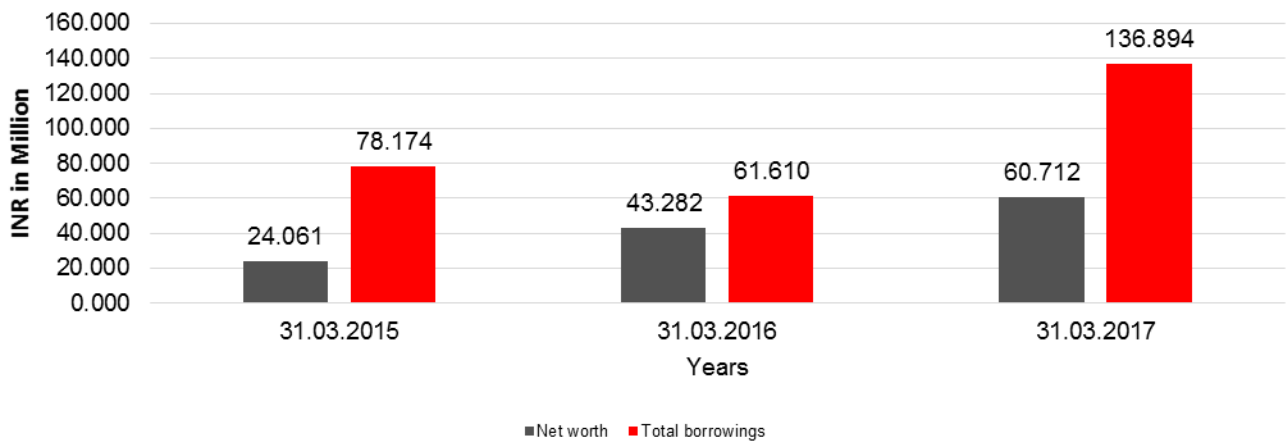
**DISCLAIMER** : This Report is **PRIVATE & CONFIDENTIAL** and it is prepared at the request of and for its use by the Subscriber only. The Subscriber shall use the contents of the Report merely as an aid to its business. Mira Inform Private Limited ("MIPL") has collated information/data in the Report, which have not been verified unless otherwise specifically mentioned in the Report. The Subscriber shall independently verify the accuracy and correctness of the information/data before in any way acting upon the same. MIPL shall not be liable for any harm, injury, loss or damage caused to the Subscriber due to default by the Subscriber's debtors/beneficiaries in fulfilling their obligations of any nature whatsoever. This Report or any of its portion shall not be used as a documentary evidence or otherwise before any investigative agencies or forum of law. This Report is confidential and proprietary to MIPL. The Subscriber and/or any other person(s) may not reproduce, publish or disclose any of the contents of the Report to others without the express authorization of MIPL. This Report is prepared and issued to the Subscriber without any risk, responsibility or liability on the part of MIPL or its officials.

**FINANCIAL ANALYSIS**  
*[all figures are INR Million]*

**DEBT EQUITY RATIO**

Particular	31.03.2015	31.03.2016	31.03.2017
	INR In Million	INR In Million	INR In Million
Share Capital	1.804	1.804	2.528
Reserves & Surplus	22.257	41.478	58.184
Share Application money pending allotment	0.000	0.000	0.000
<b>Net worth</b>	<b>24.061</b>	<b>43.282</b>	<b>60.712</b>
long-term borrowings	78.174	61.610	136.894
Short term borrowings	0.000	0.000	0.000
<b>Total borrowings</b>	<b>78.174</b>	<b>61.610</b>	<b>136.894</b>
<b>Debt/Equity ratio</b>	<b>3.249</b>	<b>1.423</b>	<b>2.255</b>

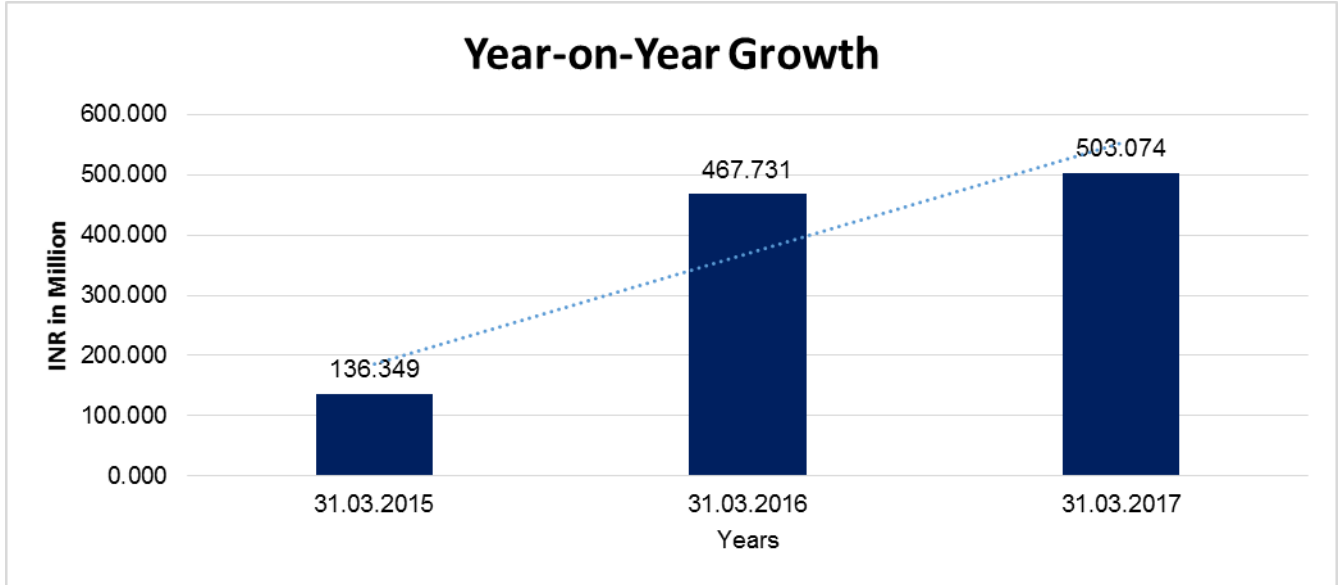
**Debt to Equity**



**YEAR-ON-YEAR GROWTH**

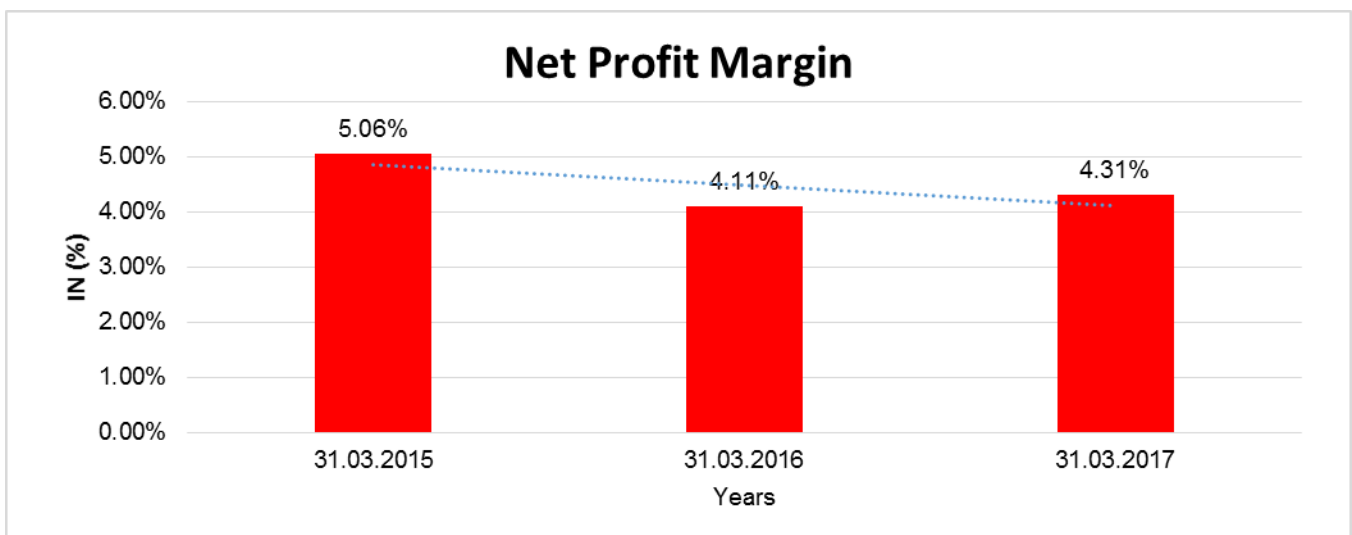
Year on Year Growth	31.03.2015	31.03.2016	31.03.2017
	INR In Million	INR In Million	INR In Million
Sales	136.349	467.731	503.074
		<b>243.040</b>	<b>7.556</b>

**DISCLAIMER** : This Report is **PRIVATE & CONFIDENTIAL** and it is prepared at the request of and for its use by the Subscriber only. The Subscriber shall use the contents of the Report merely as an aid to its business. Mira Inform Private Limited ("MIPL") has collated information/data in the Report, which have not been verified unless otherwise specifically mentioned in the Report. The Subscriber shall independently verify the accuracy and correctness of the information/data before in any way acting upon the same. MIPL shall not be liable for any harm, injury, loss or damage caused to the Subscriber due to default by the Subscriber's debtors/beneficiaries in fulfilling their obligations of any nature whatsoever. This Report or any of its portion shall not be used as a documentary evidence or otherwise before any investigative agencies or forum of law. This Report is confidential and proprietary to MIPL. The Subscriber and/or any other person(s) may not reproduce, publish or disclose any of the contents of the Report to others without the express authorization of MIPL. This Report is prepared and issued to the Subscriber without any risk, responsibility or liability on the part of MIPL or its officials.



**NET PROFIT MARGIN**

Net Profit Margin	31.03.2015	31.03.2016	31.03.2017
	INR In Million	INR In Million	INR In Million
Sales	136.349	467.731	503.074
Profit	6.894	19.220	21.676
	<b>5.06%</b>	<b>4.11%</b>	<b>4.31%</b>



**DISCLAIMER** : This Report is **PRIVATE & CONFIDENTIAL** and it is prepared at the request of and for its use by the Subscriber only. The Subscriber shall use the contents of the Report merely as an aid to its business. Mira Inform Private Limited ("MIPL") has collated information/data in the Report, which have not been verified unless otherwise specifically mentioned in the Report. The Subscriber shall independently verify the accuracy and correctness of the information/data before in any way acting upon the same. MIPL shall not be liable for any harm, injury, loss or damage caused to the Subscriber due to default by the Subscriber's debtors/beneficiaries in fulfilling their obligations of any nature whatsoever. This Report or any of its portion shall not be used as a documentary evidence or otherwise before any investigative agencies or forum of law. This Report is confidential and proprietary to MIPL. The Subscriber and/or any other person(s) may not reproduce, publish or disclose any of the contents of the Report to others without the express authorization of MIPL. This Report is prepared and issued to the Subscriber without any risk, responsibility or liability on the part of MIPL or its officials.

**LOCAL AGENCY FURTHER INFORMATION**

Sr. No.	Check list by info agents	Available in Report (Yes/No)
1	Year of establishment	Yes
2	Constitution of the entity -Incorporation details	Yes
3	Locality of the entity	Yes
4	Premises details	No
5	Buyer visit details	--
6	Contact numbers	Yes
7	Name of the person contacted	Yes
8	Designation of contact person	Yes
9	Promoter's background	Yes
10	Date of Birth of Proprietor / Partners / Directors	Yes
11	Pan Card No. of Proprietor / Partners	No
12	Voter Id Card No. of Proprietor / Partners	No
13	Type of business	Yes
14	Line of Business	Yes
15	Export/import details (if applicable)	No
16	No. of employees	No
17	Details of sister concerns	No
18	Major suppliers	Yes
19	Major customers	Yes
20	Banking Details	Yes
21	Banking facility details	Yes
22	Conduct of the banking account	--
23	Financials, if provided	Yes
24	Capital in the business	Yes
25	Last accounts filed at ROC, if applicable	Yes
26	Turnover of firm for last three years	Yes
27	Reasons for variation <> 20%	--
28	Estimation for coming financial year	No
29	Profitability for last three years	Yes
30	Major shareholders, if available	Yes
31	External Agency Rating, if available	Yes
32	Litigations that the firm/promoter involved in	--
33	Market information	--
34	Payments terms	No
35	Negative Reporting by Auditors in the Annual Report	No

**UNSECURED LOAN**

Unsecured Loan	31.03.2017 (INR in Million)	31.03.2016 (INR in Million)
<b>Long-term Borrowings</b>		
<b>Mobilisation Advances</b>		
Mob. Adv. AIPL Joystreet	11.098	0.000
Mob. Adv. BPTP N Tower	0.504	0.505
Mob. Adv. BPTP Park Generation	1.708	3.565
Mob. Adv. Park Mention	7.302	13.500
Mob. Adv. BPTP Park Serene	0.167	0.221
Mob. Adv. Bptp Terra	3.879	5.783
Mob. Adv. Prime Club	2.525	0.000
Mob. Adv. M3M Merina	48.128	0.000
Mob. Adv. Signature – Salora	0.000	6.000
Mob. Adv. Signature F/W	3.318	0.000
Mob. Adv. Vipul Limited Vipul Plaza	0.148	0.959
Secured advance Vipul Plaza	0.000	0.664
<b>Security – Akash Pandey</b>	0.006	0.000
<b>Unsecured loan</b>		
RC Gupta	0.480	0.436
GD Goel	4.000	0.000
<b>Total</b>	<b>83.263</b>	<b>31.633</b>

**BACKGROUND**

Subject is involved in Works Contracts Services and it operates its business at Regd. Office A-1/140, Hastsal Road, Uttam Nagar, Delhi – 110059, India.

**OPERATION**

Subject has reported total income of INR 503.074 Million for the current year as compared to INR 467.731 Million in the previous year. The net profit for the year amounted to INR 33.408 Million in the current year as compared to INR 29.214 Million in the previous year.

**INDEX OF CHARGES:**

Charges Registered								
SN o	SRN	Charge Id	Charg e Holve r Name	Date of Creatio n	Date of Modifica tion	Date of Satisfact ion	Amount	Address

**DISCLAIMER** : This Report is **PRIVATE & CONFIDENTIAL** and it is prepared at the request of and for its use by the Subscriber only. The Subscriber shall use the contents of the Report merely as an aid to its business. Mira Inform Private Limited ("MIPL") has collated information/data in the Report, which have not been verified unless otherwise specifically mentioned in the Report. The Subscriber shall independently verify the accuracy and correctness of the information/data before in any way acting upon the same. MIPL shall not be liable for any harm, injury, loss or damage caused to the Subscriber due to default by the Subscriber's debtors/beneficiaries in fulfilling their obligations of any nature whatsoever. This Report or any of its portion shall not be used as a documentary evidence or otherwise before any investigative agencies or forum of law. This Report is confidential and proprietary to MIPL. The Subscriber and/or any other person(s) may not reproduce, publish or disclose any of the contents of the Report to others without the express authorization of MIPL. This Report is prepared and issued to the Subscriber without any risk, responsibility or liability on the part of MIPL or its officials.

1	G36238 087	100046 854	UNIO N BANK OF INDIA	21/07/2 016	28/12/20 16	-	70000000.0	26/28, DDA MARKET, BQ BLOCKSHALIMAR BAGHNEW DELHIDL110088IN
2	C64493 935	105915 46	ICICI BANK LIMIT ED	30/08/2 015	-	-	3775000.0	LANDMARKRACE COURSE CIRCLEALKAPURIBARO DAGJ390015IN
3	C56689 284	105754 14	ICICI BANK LIMIT ED	05/06/2 015	-	-	2000000.0	LANDMARKRACE COURSE CIRCLEALKAPURIBARO DAGJ390015IN
4	C02749 406	104891 77	UNIO N BANK OF INDIA	22/03/2 014	-	-	20000000.0	UNION BANK OF INDIA SHALIMAR BAGHNEW DELHIDL110088IN

**FIXED ASSETS**

- Air Conditioner
- Computer Printers
- Cooler
- Furniture
- Plant and Machinery
- Generators
- Vacume Cleaner
- Car
- Motor Bike

**CMT REPORT (Corruption, Money Laundering & Terrorism]**

The Public Notice information has been collected from various sources including but not limited to: **The Courts, India Prisons Service, Interpol, etc.**

**1] INFORMATION ON DESIGNATED PARTY**

No records exist designating subject or any of its beneficial owners, controlling shareholders or senior officers as terrorist or terrorist organization or whom notice had been received that all financial transactions involving their assets have been blocked or convicted, found guilty or against whom a judgement or order had been entered in a proceedings for violating money-laundering, anti-corruption or bribery or international economic or anti-terrorism sanction laws or whose assets were seized, blocked, frozen or ordered forfeited for violation of money laundering or international anti-terrorism laws.

**2] Court Declaration :**

No records exist to suggest that subject is or was the subject of any formal or informal allegations, prosecutions or other official proceeding for making any prohibited payments or other improper payments to government officials for engaging in prohibited transactions or with designated parties.

**3] Asset Declaration :**

No records exist to suggest that the property or assets of the subject are derived from criminal conduct or a prohibited transaction.

**4] Record on Financial Crime :**

Charges or conviction registered against subject: **None**

**5] Records on Violation of Anti-Corruption Laws :**

Charges or investigation registered against subject: **None**

**6] Records on Int'l Anti-Money Laundering Laws/Standards :**

Charges or investigation registered against subject: **None**

**7] Criminal Records**

No available information exist that suggest that subject or any of its principals have been formally charged or convicted by a competent governmental authority for any financial crime or under any formal investigation by a competent government authority for any violation of anti-corruption laws or international anti-money laundering laws or standard.

**8] Affiliation with Government :**

No record exists to suggest that any director or indirect owners, controlling shareholders, director, officer or employee of the company is a government official or a family member or close business associate of a Government official.

**9] Compensation Package :**

Our market survey revealed that the amount of compensation sought by the subject is fair and reasonable and comparable to compensation paid to others for similar services.

**10] Press Report :**

No press reports / filings exists on the subject.

**CORPORATE GOVERNANCE**

MIRA INFORM as part of its Due Diligence do provide comments on Corporate Governance to identify management and governance. These factors often have been predictive and in some cases have created vulnerabilities to credit deterioration.

Our Governance Assessment focuses principally on the interactions between a company's management, its Board of Directors, Shareholders and other financial stakeholders.

**CONTRAVENTION**

Subject is not known to have contravened any existing local laws, regulations or policies that prohibit, restrict or otherwise affect the terms and conditions that could be included in the agreement with the subject.

**FOREIGN EXCHANGE RATES**

Currency	Unit	INR
US Dollar	1	INR 70.04
UK Pound	1	INR 89.95
Euro	1	INR 81.30

**INFORMATION DETAILS**

<b>Information Gathered by :</b>	AKS
<b>Analysis Done by :</b>	DIV
<b>Report Prepared by :</b>	JYO

**SCORE FACTORS**

DEMERIT POINTS		
--BANK CHARGES	YES/NO	YES
--LITIGATION	YES/NO	NO
--OTHER ADVERSE INFORMATION	YES/NO	NO
MERIT POINTS		
--SOLE DISTRIBUTORSHIP	YES/NO	NO
--EXPORT ACTIVITIES	YES/NO	NO
--AFFILIATION	YES/NO	NO
--LISTED	YES/NO	NO
--OTHER MERIT FACTORS	YES/NO	YES

**RATING EXPLANATIONS**

Credit Rating	Explanation	Rating Comments
A++	Minimum Risk	Business dealings permissible with minimum risk of default
A+	Low Risk	Business dealings permissible with low risk of default
A	Acceptable Risk	Business dealings permissible with moderate risk of default
B	Medium Risk	Business dealings permissible on a regular monitoring basis
C	Medium High Risk	Business dealings permissible preferably on secured basis
D	High Risk	Business dealing not recommended or on secured terms only
NB	New Business	No recommendation can be done due to business in infancy stage
NT	No Trace	No recommendation can be done as the business is not traceable

NB is stated where there is insufficient information to facilitate rating. However, it is not to be considered as unfavourable.

This score serves as a reference to assess SC's credit risk and to set the amount of credit to be extended. It is calculated from a composite of weighted scores obtained from each of the major sections of this report. The assessed factors are as follows:

- Financial condition covering various ratios
- Company background and operations size
- Promoters / Management background
- Payment record
- Litigation against the subject
- Industry scenario / competitor analysis
- Supplier / Customer / Banker review (wherever available)

**DISCLAIMER** : This Report is **PRIVATE & CONFIDENTIAL** and it is prepared at the request of and for its use by the Subscriber only. The Subscriber shall use the contents of the Report merely as an aid to its business. Mira Inform Private Limited ("MIPL") has collated information/data in the Report, which have not been verified unless otherwise specifically mentioned in the Report. The Subscriber shall independently verify the accuracy and correctness of the information/data before in any way acting upon the same. MIPL shall not be liable for any harm, injury, loss or damage caused to the Subscriber due to default by the Subscriber's debtors/beneficiaries in fulfilling their obligations of any nature whatsoever. This Report or any of its portion shall not be used as a documentary evidence or otherwise before any investigative agencies or forum of law. This Report is confidential and proprietary to MIPL. The Subscriber and/or any other person(s) may not reproduce, publish or disclose any of the contents of the Report to others without the express authorization of MIPL. This Report is prepared and issued to the Subscriber without any risk, responsibility or liability on the part of MIPL or its officials.