

MIRA INFORM REPORT

Report No. :	527130
Report Date :	29.08.2018

IDENTIFICATION DETAILS

Name :	SUPREME PETROCHEM LIMITED
Registered Office :	Solitaire Corporate Park, Building No. 11, 5 th Floor, 167, Guru Hargovinji Marg, Chakala, Andheri (East), Mumbai – 400093, Maharashtra
Tel. No.:	91-22-67091900
Country :	India
Financials (as on) :	31.03.2018
Date of Incorporation :	14.12.1989
CIN No.: [Company Identification No.]	L23200MH1989PLC054633
Capital Investment / Paid-up Capital :	INR 965.020 Million
IEC No.: [Import-Export Code No.]	0392048094
PAN No.: [Permanent Account No.]	AAACS7249C
GSTN : [Goods & Service Tax Registration No.]	27AAACS7249C1ZF
Legal Form :	A Public Limited Liability Company. The Company's Shares are Listed on the Stock Exchanges.
Line of Business :	The company is engaged in the business of Styrenics and Manufacturer Polystyrene (PS), Expandable Polystyrene (EPS), Masterbatches and Compounds of Styrenics and other Polymers, Extruded Polystyrene Insulation Board (XPS). (Registered activity)
No. of Employees :	376 (Approximately)

DISCLAIMER : This Report is **PRIVATE & CONFIDENTIAL** and it is prepared at the request of and for its use by the Subscriber only. The Subscriber shall use the contents of the Report merely as an aid to its business. Mira Inform Private Limited ("MIPL") has collated information/data in the Report, which have not been verified unless otherwise specifically mentioned in the Report. The Subscriber shall independently verify the accuracy and correctness of the information/data before in any way acting upon the same. MIPL shall not be liable for any harm, injury, loss or damage caused to the Subscriber due to default by the Subscriber's debtors/beneficiaries in fulfilling their obligations of any nature whatsoever. This Report or any of its portion shall not be used as a documentary evidence or otherwise before any investigative agencies or forum of law. This Report is confidential and proprietary to MIPL. The Subscriber and/or any other person(s) may not reproduce, publish or disclose any of the contents of the Report to others without the express authorization of MIPL. This Report is prepared and issued to the Subscriber without any risk, responsibility or liability on the part of MIPL or its officials.

RATING & COMMENTS

(Mira Inform has adopted New Rating mechanism w.e.f. 23rd January 2017)

MIRA's Rating : A+

Credit Rating	Explanation	Rating Comments
A+	Low Risk	Business dealings permissible with low risk of default

Status :	Excellent
Payment Behaviour :	Regular
Litigation :	Exist
Comments :	<p>Supreme Petrochem Limited (SPL) is engaged in manufacturing of polystyrene (PS), Expendable Polystyrene (EPS), Specialty Polymers and Compounds and Extruded Polystyrene (XPS).</p> <p>The company was incorporated in the 1989 and is based in Mumbai, Maharashtra. It is an established company having excellent track record.</p> <p>The rating reflects company's healthy operational profile characterized by the decent revenue base and fair profit margin achieved at 3.77% (approx.) during FY 2018.</p> <p>The strong financial profile of the company is backed by its sound net worth along with debt free balance sheet profile and long established track record of business operations.</p> <p>Fundamental of the company are strong and healthy.</p> <p>Trade relations are reported as fair. Business is active. Payment terms are seems to be regular and as per commitments.</p> <p>In view of aforesaid, the company can be considered good for normal business dealings at usual trade terms and conditions</p>

NOTES :

Any query related to this report can be made on e-mail : infodept@mirainform.com while quoting report number, name and date.

EXTERNAL AGENCY RATING

Rating Agency Name	India Rating
Rating	Long Term Rating = A+
Rating Explanation	Adequate degree of safety and low credit risk

DISCLAIMER : This Report is **PRIVATE & CONFIDENTIAL** and it is prepared at the request of and for its use by the Subscriber only. The Subscriber shall use the contents of the Report merely as an aid to its business. Mira Inform Private Limited ("MIPL") has collated information/data in the Report, which have not been verified unless otherwise specifically mentioned in the Report. The Subscriber shall independently verify the accuracy and correctness of the information/data before in any way acting upon the same. MIPL shall not be liable for any harm, injury, loss or damage caused to the Subscriber due to default by the Subscriber's debtors/beneficiaries in fulfilling their obligations of any nature whatsoever. This Report or any of its portion shall not be used as a documentary evidence or otherwise before any investigative agencies or forum of law. This Report is confidential and proprietary to MIPL. The Subscriber and/or any other person(s) may not reproduce, publish or disclose any of the contents of the Report to others without the express authorization of MIPL. This Report is prepared and issued to the Subscriber without any risk, responsibility or liability on the part of MIPL or its officials.

Date	02.01.2018
Rating Agency Name	India Rating
Rating	Short-Term Rating = A1
Rating Explanation	Very strong degree of safety and carry lowest credit risk.
Date	02.01.2018

RBI DEFAULTERS' LIST STATUS

Subject's name is not enlisted as a defaulter in the publicly available RBI Defaulters' list.

EPF (Employee Provident Fund) DEFAULTERS' LIST STATUS

Subject's name is not enlisted as a defaulter in the publicly available EPF (Employee Provident Fund) Defaulters' list as of 31-03-2018.

BIFR (Board for Industrial & Financial Reconstruction) LISTING STATUS

Subject's name is not listed as a Sick Unit in the publicly available BIFR (Board for Industrial & Financial Reconstruction) list as of 29.08.2018.

IBBI (Insolvency and Bankruptcy Board of India) LISTING STATUS

Subject's name is not listed in the publicly available IBBI (Insolvency and Bankruptcy Board of India) list as of report date.

INFORMATION DECLINED

MANAGEMENT ON-COOPERATIVE [91-22-67091900]

LOCATIONS

Registered Office / Corporate	Solitaire Corporate Park, Building No. 11, 5 th Floor, 167, Guru Hargovinji Marg, Chakala, Andheri (East), Mumbai – 400093, Maharashtra, India
Tel. No.:	91-22-67091900/ 66935927/ 67091915/ 67091977/ 1917
Fax No.:	91-22-40055681
E-Mail :	ravi_kuddyady@spl.co.in investorhelpline@spl.co.in
Website :	http://www.supremepetrochem.com
Factory 1 :	Village Amdoshi/ Wangani, Post: Patansai, Taluka Roha, District Raigad – 402106, Maharashtra, India
Tel. No.:	91-2194-222540-2548
Fax No.:	91-2194-222337/ 2537/ 2617

DISCLAIMER : This Report is **PRIVATE & CONFIDENTIAL** and it is prepared at the request of and for its use by the Subscriber only. The Subscriber shall use the contents of the Report merely as an aid to its business. Mira Inform Private Limited ("MIPL") has collated information/data in the Report, which have not been verified unless otherwise specifically mentioned in the Report. The Subscriber shall independently verify the accuracy and correctness of the information/data before in any way acting upon the same. MIPL shall not be liable for any harm, injury, loss or damage caused to the Subscriber due to default by the Subscriber's debtors/beneficiaries in fulfilling their obligations of any nature whatsoever. This Report or any of its portion shall not be used as a documentary evidence or otherwise before any investigative agencies or forum of law. This Report is confidential and proprietary to MIPL. The Subscriber and/or any other person(s) may not reproduce, publish or disclose any of the contents of the Report to others without the express authorization of MIPL. This Report is prepared and issued to the Subscriber without any risk, responsibility or liability on the part of MIPL or its officials.

E-Mail :	splw@bom7.vsnl.net.in
Factory 2 :	Ammulavoyil Village, Andarkuppam Post, Manali New Town, Chennai – 600103, Tamilnadu, India

DIRECTORS

AS ON: 31.03.2018

Name :	Mr. Rajan Beharilal Raheja
Designation :	Director
Address :	"Rahejas", 87/1, G. B. Marg, Juhu, Mumbai-400049, Maharashtra India
Date of Birth/Age :	17.06.1954
Qualification :	B. Com
Experience of specific functional area :	He is the Promoter of R. Raheja Group. He started his business career over 40 years ago. His business range includes batteries, cable television, ceramic tiles, cement, construction and petrochemicals. He is also on the Board of many other well known Companies. Over the years Shri Raheja has also been dedicating himself to various educational and charitable Trusts.
Date of Appointment :	14.12.1989
DIN No.:	00037480
Name :	Mr. Bajranglal Surajmal Taparia
Designation :	Director
Address :	Flat No. 3103, 31st Floor, Vivarea Tower, "B" Wing, Sane Guruji Marg, Mahalaxmi, Mumbai – 400011, Maharashtra, India
Date of Birth/Age :	22.11.1993
Qualification :	B. A.
Experience of specific functional area :	He is Chairman of The Supreme Industries Limited. Started his business career over 57 years ago. Has long experience in managing businesses. Also associated with Philanthropic activities.
Date of Appointment :	22.11.1993
DIN No.:	00112438
Name :	Mr. Shivratn Jeetmal Taparia
Designation :	Director
Address :	71, Girikunj, 6th Road, Marine Lines, Mumbai-400020, Maharashtra, India
Qualification :	B. E. (Mechanical)
Experience :	Expertise and rich experience in technical, operational and marketing aspects of industrial products. Actively involved in industry forum.
Date of Appointment :	22.11.1993
DIN No.:	00112513
Name :	Mr. Mahavirprasad Surajmal Taparia

DISCLAIMER : This Report is **PRIVATE & CONFIDENTIAL** and it is prepared at the request of and for its use by the Subscriber only. The Subscriber shall use the contents of the Report merely as an aid to its business. Mira Inform Private Limited ("MIPL") has collated information/data in the Report, which have not been verified unless otherwise specifically mentioned in the Report. The Subscriber shall independently verify the accuracy and correctness of the information/data before in any way acting upon the same. MIPL shall not be liable for any harm, injury, loss or damage caused to the Subscriber due to default by the Subscriber's debtors/beneficiaries in fulfilling their obligations of any nature whatsoever. This Report or any of its portion shall not be used as a documentary evidence or otherwise before any investigative agencies or forum of law. This Report is confidential and proprietary to MIPL. The Subscriber and/or any other person(s) may not reproduce, publish or disclose any of the contents of the Report to others without the express authorization of MIPL. This Report is prepared and issued to the Subscriber without any risk, responsibility or liability on the part of MIPL or its officials.

Designation :	Director
Address :	Girikunj, 71, Marine Drive F, Churchgate, Mumbai-400020, Maharashtra, India
Date of Birth/Age :	26.02.1945
Qualification :	B E (Mechanical)
Experience :	Former Chairman of IOC. Attended advanced Management Programme from Ashridge Management College in England and IIM in Ahmedabad. Also served as the Executive Director of Oil Co-ordination Committee. One of the foremost authorities on the Oil, Gas and Petrochemical Sector and is associated with many national and international companies. Inducted into the Hall of Fame at Chemtech Pharma Bio Award Function in April 2005.
Date of Appointment :	14.12.1989
DIN No.:	00943629
Name :	Mr. Ramanathan Kannan
Designation :	Director
Address :	21, Parthasarathypuram, North Usman Road, T. Nagar, Chennai-600017, Tamil Nadu, India
Date of Birth/Age :	23.09.1947
Qualification :	M. Tech. Chemical Engineering and Chartered Financial Analyst.
Experience :	He was formerly General Manager of ICICI Limited, in charge of the Oil & Gas division and thereafter Director of The Institute of Financial Management and Research, Chennai. He is currently a faculty Member of the Institute and is considered an expert in the Oil, Gas and Petrochemical Industry.
Date of Appointment :	17.05.2005
DIN No.:	00380328
Name :	Mr. Nihalchand Chunilal Chauhan
Designation :	Director
Date of Birth/Age :	20.11.1935
Address :	Shreepati Arcade, 20th Floor, Flat No. 4, August Kranti Marg, Nana Chowk, Mumbai 400036, Maharashtra, India
Qualification :	B. Com. (Hons.) L.L.B., CAIIB
Experience :	He is respected and well known personality in Banking and Financial circles, has over 55 years' experience in domestic and International Banking. His rich and varied experience includes long stints with State Bank of India and Arab Monetary Fund, Abudhabi.
Date of Appointment :	27.04.2006
DIN No.:	00021782
Name :	Ms. Ameeta Aziz Parpia
Designation :	Director
Address :	Blooming Heights, 5th Floor, Flat No. 9, Auxillium Convent Road, Bandra, Mumbai-400050, Maharashtra, India
Qualification :	B.A., LLB.
Experience :	Senior Solicitor and Advocate with long experience in legal field.
Date of Appointment :	24.04.2013
DIN No.:	02654277

Name :	Swaminathan Sivram
Designation :	Director
Address :	Apartment No. 10, Gulmohar Glory-5, Gulmohar Park, ITI Road, Aundh, Pune-411007, Maharashtra, India
Date of Birth/Age :	70 Years
Qualification :	M. Sc. (Chemistry) from IIT, Kanpur and PhD and DSc (h.c.) from Purdue University, W. Lafayette, Indiana USA
Experience of specific functional area :	<p>Dr. Sivaram is presently a CSIR Bhatnagar Fellow at the National Chemical Laboratory (NCL), Pune, India.</p> <p>Prior to this, he served as the eighth Director of NCL (2002-10).</p> <p>Dr. Sivaram is a highly decorated scientist with numerous awards to his credits. He is a recipient of the Vishwakarma Medal (INSA), Silver Medal of the Chemical Research Society of India, Millennium Medal of the Indian Science Congress Association, Distinguished Alumnus Award of IIT, Kanpur, Professor S.R. Palit Memorial Award of the Indian Association for Cultivation of Science, K.G. Naik Gold Medal of M.S. University, Baroda, FICCI Award in Physical Sciences, Om Prakash Bhasin Award, Goyal prize in Applied Sciences and the Distinguished Material Scientist of the Year Award, 2011 bestowed by Materials Research Society of India The President of India conferred the coveted civilian honor, Padma Shri, on Dr. Sivaram in 2006.</p> <p>He has mentored the Ph.D. thesis of 36 students and published over 210 papers in peer reviewed scientific journals. He is cited as an inventor in 49 granted European and US as well as 52 Indian patents.</p>
Date of Appointment :	23.09.2014
DIN No.:	00009900
Name :	Mr. Madras Seshamani Ramachandran
Designation :	Director
Address :	C-23, Green Park Main, Second Floor, Hauz Khas Enclave, New Delhi-110016, India
Date of Appointment :	26.07.2005
DIN No.:	00943629

KEY EXECUTIVES

Name :	Mr. Nageswaran Gopal
Designation :	Manager
Address :	603/604, Building-14, Indradarshan, Oshiwara, Mumbai-400053, Maharashtra, India
Date of Appointment :	01.05.2018
PAN No.:	AAKPG8934H

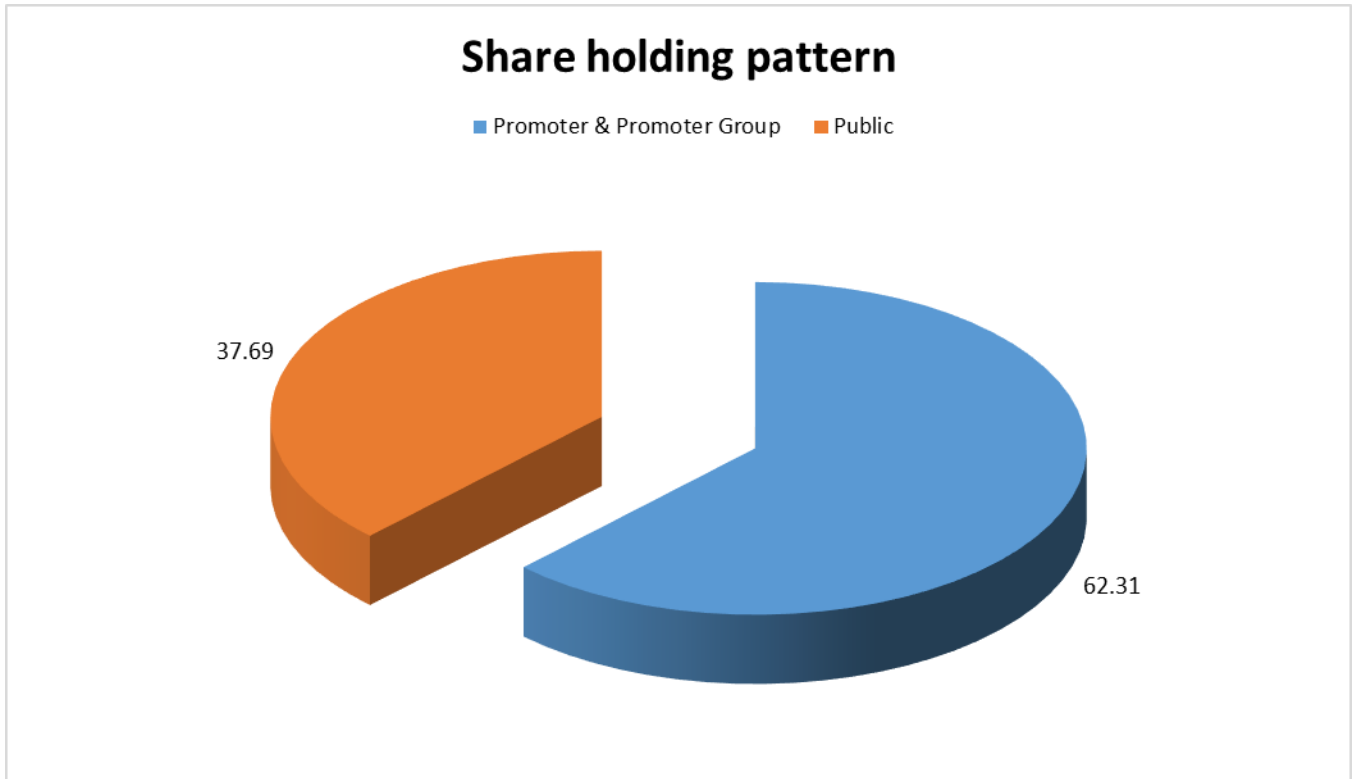
Name :	Mr. Ravi Vasant Kuddyady
Designation :	Company Secretary
Address :	D/5, 301, Krishna Kaveri, Yamuna Nagar, Opposite Link Road, Andheri (West), Mumbai-400053, Maharashtra, India
Date of Appointment :	01.09.1992
PAN No.:	AADPK1685N
Name :	Mr. Rakesh Nayyar
Designation :	Chief Finance Officer
Address :	A-602, Deepali St. Cyril Road, Bandra (West), Mumbai-400050, Maharashtra, India
Date of Appointment :	18.07.2014
PAN No.:	AAAPN2539B

MAJOR SHAREHOLDERS / SHAREHOLDING PATTERN

AS ON: 30.06.2018

Names of Shareholders	No. of Shares	Percentage of Holding
Promoter & Promoter Group	60133600	62.31
Public	36368358	37.69
Total	96501958	100.00

DISCLAIMER : This Report is **PRIVATE & CONFIDENTIAL** and it is prepared at the request of and for its use by the Subscriber only. The Subscriber shall use the contents of the Report merely as an aid to its business. Mira Inform Private Limited ("MIPL") has collated information/data in the Report, which have not been verified unless otherwise specifically mentioned in the Report. The Subscriber shall independently verify the accuracy and correctness of the information/data before in any way acting upon the same. MIPL shall not be liable for any harm, injury, loss or damage caused to the Subscriber due to default by the Subscriber's debtors/beneficiaries in fulfilling their obligations of any nature whatsoever. This Report or any of its portion shall not be used as a documentary evidence or otherwise before any investigative agencies or forum of law. This Report is confidential and proprietary to MIPL. The Subscriber and/or any other person(s) may not reproduce, publish or disclose any of the contents of the Report to others without the express authorization of MIPL. This Report is prepared and issued to the Subscriber without any risk, responsibility or liability on the part of MIPL or its officials.



Statement showing shareholding pattern of the Promoter and Promoter Group

Category of shareholder	No. of fully paid up equity shares held	Shareholding as a % of total no. of shares (calculated as per SCRR, 1957) As a % of (A+B+C2)
A1) Indian		
Individuals/Hindu undivided Family	1100	0.00
SUMAN R RAHEJA	300	0.00
RAJAN B RAHEJA	400	0.00
AKSHAY RAJAN RAHEJA	200	0.00
VIREN RAJAN RAHEJA	200	0.00
Any Other (specify)	60132500	62.31
BLOOMINGDALE INVESTMENT & FINANCE PRIVATE LIMITED	200	0.00
CORONET INVESTMENTS PRIVATE LIMITED	635300	0.66
HATHWAY INVESTMENTS PRIVATE LIMITED	784400	0.81
MATSYAGANDHA INVESTMENT AND FINANCE PRIVATE LIMITE	200	0.00
MANALI INVESTMENT & FINANCE PRIVATE LIMITED	200	0.00

DISCLAIMER : This Report is **PRIVATE & CONFIDENTIAL** and it is prepared at the request of and for its use by the Subscriber only. The Subscriber shall use the contents of the Report merely as an aid to its business. Mira Inform Private Limited ("MIPL") has collated information/data in the Report, which have not been verified unless otherwise specifically mentioned in the Report. The Subscriber shall independently verify the accuracy and correctness of the information/data before in any way acting upon the same. MIPL shall not be liable for any harm, injury, loss or damage caused to the Subscriber due to default by the Subscriber's debtors/beneficiaries in fulfilling their obligations of any nature whatsoever. This Report or any of its portion shall not be used as a documentary evidence or otherwise before any investigative agencies or forum of law. This Report is confidential and proprietary to MIPL. The Subscriber and/or any other person(s) may not reproduce, publish or disclose any of the contents of the Report to others without the express authorization of MIPL. This Report is prepared and issued to the Subscriber without any risk, responsibility or liability on the part of MIPL or its officials.

THE SUPREME INDUSTRIES	28936400	29.99
VARAHAGIRI INVESTMENT AND FINANCE PVT LTD	200	0.00
R RAHEJA INVESTMENTS PRIVATE LIMITED	28936400	29.99
JOVIAL INVESTMENT AND TRADING COMPANY PRIVATELIMIT	279733	0.29
VENKTESH INVESTMENT AND TRADING COMPANY PRIVATE LI	279733	0.29
BOON INVESTMENT AND TRADING COMPANY PRIVATE LIMITE	279734	0.29
Sub Total A1	60133600	62.31
A2) Foreign		0.00
A=A1+A2	60133600	62.31

Statement showing shareholding pattern of the Public shareholder

Category & Name of the Shareholders	No. of fully paid up equity shares held	Shareholding % calculated as per SCRR, 1957 As a % of (A+B+C2)
B1) Institutions	0	0.00
Mutual Funds/	1907699	1.98
L & T MUTUAL FUND TRUSTEE LIMITED - EMERGING BUSINESS FUND	1723602	1.79
Foreign Portfolio Investors	723888	0.75
Financial Institutions/ Banks	172063	0.18
Any Other (specify)	200	0.00
FOREIGN NATIONAL	200	0.00
Sub Total B1	2803850	2.91
B2) Central Government/ State Government(s)/ President of India	0	0.00
B3) Non-Institutions	0	0.00
Individual share capital upto INR 0.200 Million	12376613	12.83
Individual share capital in excess of INR 0.200 Million	16056859	16.64
NBFCs registered with RBI	29014	0.03
Any Other (specify)	5102022	5.29
Trusts	21360	0.02
Non-Resident Indian (NRI)	945883	0.98
Clearing Members	28905	0.03
Bodies Corporate	2818665	2.92
IEPF	1287209	1.33
Sub Total B3	33564508	34.78
B=B1+B2+B3	36368358	37.69

DISCLAIMER : This Report is **PRIVATE & CONFIDENTIAL** and it is prepared at the request of and for its use by the Subscriber only. The Subscriber shall use the contents of the Report merely as an aid to its business. Mira Inform Private Limited ("MIPL") has collated information/data in the Report, which have not been verified unless otherwise specifically mentioned in the Report. The Subscriber shall independently verify the accuracy and correctness of the information/data before in any way acting upon the same. MIPL shall not be liable for any harm, injury, loss or damage caused to the Subscriber due to default by the Subscriber's debtors/beneficiaries in fulfilling their obligations of any nature whatsoever. This Report or any of its portion shall not be used as a documentary evidence or otherwise before any investigative agencies or forum of law. This Report is confidential and proprietary to MIPL. The Subscriber and/or any other person(s) may not reproduce, publish or disclose any of the contents of the Report to others without the express authorization of MIPL. This Report is prepared and issued to the Subscriber without any risk, responsibility or liability on the part of MIPL or its officials.

BUSINESS DETAILS

Line of Business :	The company is engaged in the business of Styrenics and Manufacturer Polystyrene (PS), Expandable Polystyrene (EPS), Masterbatches and Compounds of Styrenics and other Polymers, Extruded Polystyrene Insulation Board (XPS). (Registered activity)
Brand Names :	Not Available
Agencies Held :	Not Available
Exports :	Not Divulged
Imports :	Not Divulged
Terms :	
Selling :	Not Divulged
Purchasing :	Not Divulged

PRODUCTION STATUS: (NOT AVAILABLE)

GENERAL INFORMATION

Suppliers :	Reference:	Not Divulged
	Name of the Person (Designation):	--
	Contact Number:	--
	Since how long known:	--
	Maximum limit dealt:	--
	Experience:	--
	Remark	--
Customers :	Reference:	Not Divulged
	Name of the Person (Designation):	--
	Contact Number:	--
	Since how long known:	--
	Maximum limit dealt:	--
	Experience:	--
	Remark	--
No. of Employees :	376 (Approximately)	

DISCLAIMER : This Report is **PRIVATE & CONFIDENTIAL** and it is prepared at the request of and for its use by the Subscriber only. The Subscriber shall use the contents of the Report merely as an aid to its business. Mira Inform Private Limited ("MIPL") has collated information/data in the Report, which have not been verified unless otherwise specifically mentioned in the Report. The Subscriber shall independently verify the accuracy and correctness of the information/data before in any way acting upon the same. MIPL shall not be liable for any harm, injury, loss or damage caused to the Subscriber due to default by the Subscriber's debtors/beneficiaries in fulfilling their obligations of any nature whatsoever. This Report or any of its portion shall not be used as a documentary evidence or otherwise before any investigative agencies or forum of law. This Report is confidential and proprietary to MIPL. The Subscriber and/or any other person(s) may not reproduce, publish or disclose any of the contents of the Report to others without the express authorization of MIPL. This Report is prepared and issued to the Subscriber without any risk, responsibility or liability on the part of MIPL or its officials.

Bankers :	<ul style="list-style-type: none"> • State Bank of India • Axis Bank Limited • Central Bank of India • ICICI Bank Limited • IDBI Bank Limited • Kotak Mahindra Bank Limited • Societe General Bank • The Hong Kong and Shanghai Banking Corporation Limited • The Karur Vysya Bank Limited
Auditors :	
Name :	G. M. Kapadia and Company Chartered Accountants
Memberships :	Not Available
Collaborators :	Not Available
Entities having significant influence :	<ul style="list-style-type: none"> • The Supreme Industries Limited • R. Raheja Investments Private Limited

CAPITAL STRUCTURE

AS ON: 31.03.2018

Authorised Capital :

No. of Shares	Type	Value	Amount
125000000	Equity Shares	INR 10/- each	INR 1250.000 Million
25000000	Redeemable Cumulative Preference Shares	INR 10/- each	INR 250.000 Million
	Total		INR 1500.000 Million

Issued, Subscribed & Paid-up Capital :

No. of Shares	Type	Value	Amount
96501958	Equity Shares	INR 10/- each	INR 965.020 Million

In the financial year 2008-2009, the company bought back and extinguished 1537907 equity shares from which has reduced the paid-up share capital of the company from INR 983.765 Million to INR 968.386 Million.

DISCLAIMER : This Report is **PRIVATE & CONFIDENTIAL** and it is prepared at the request of and for its use by the Subscriber only. The Subscriber shall use the contents of the Report merely as an aid to its business. Mira Inform Private Limited ("MIPL") has collated information/data in the Report, which have not been verified unless otherwise specifically mentioned in the Report. The Subscriber shall independently verify the accuracy and correctness of the information/data before in any way acting upon the same. MIPL shall not be liable for any harm, injury, loss or damage caused to the Subscriber due to default by the Subscriber's debtors/beneficiaries in fulfilling their obligations of any nature whatsoever. This Report or any of its portion shall not be used as a documentary evidence or otherwise before any investigative agencies or forum of law. This Report is confidential and proprietary to MIPL. The Subscriber and/or any other person(s) may not reproduce, publish or disclose any of the contents of the Report to others without the express authorization of MIPL. This Report is prepared and issued to the Subscriber without any risk, responsibility or liability on the part of MIPL or its officials.

In the financial year 2013-2014, the company bought back and extinguished 336655 equity shares from which has reduced the paid-up share capital of the company from INR 968.386 Million to INR 965.020 Million.

The details of shareholders holding more than 5% Shares:

Name of the Shareholders	As at 31.03.2018	
	No. of Shares	% held
The Supreme Industries Limited	28936400	29.99
R. Raheja Investments Private limited	28936400	29.99

The reconciliation of the number of shares outstanding is set out below:

Particulars	As at 31.03.2018
	No. of Shares
Equity Shares at the beginning of the year	96501958
Equity Shares at the end of the year	96501958

The company has only one class of shares referred to as equity shares having a par value INR 10/- per share. Each holder of equity shares is entitled to one vote per share. The holders of equity shares will be entitled to receive remaining assets of the Company, after distribution of all preferential amounts in the event of liquidation of the Company. The distribution will be in proportion to the number of equity shares held by the shareholders.

FINANCIAL DATA
[all figures are in INR Million]

ABRIDGED BALANCE SHEET

SOURCES OF FUNDS	31.03.2018	31.03.2017	31.03.2016
I. EQUITY AND LIABILITIES			
(1) Shareholders' Funds			
(a) Share Capital	965.020	965.020	965.020
(b) Reserves & Surplus	5490.888	4855.983	2968.319
(c) Money received against share warrants	0.000	0.000	0.000
(2) Share Application money pending allotment	0.000	0.000	0.000
Total Shareholders' Funds (1) + (2)	6455.908	5821.003	3933.339
(3) Non-Current Liabilities			
(a) Long-term borrowings	0.000	0.000	0.000
(b) Deferred tax liabilities (Net)	487.400	478.694	484.839
(c) Other long term liabilities	30.799	26.325	14.687
(d) long-term provisions	18.926	26.690	14.947
Total Non-current Liabilities (3)	537.125	531.709	514.473
(4) Current Liabilities			
(a) Short term borrowings	0.000	0.000	0.000
(b) Trade payables	5726.283	4318.218	3840.722
(c) Other current liabilities	218.952	608.712	511.686
(d) Short-term provisions	19.254	17.444	9.402
Total Current Liabilities (4)	5964.489	4944.374	4361.810
TOTAL	12957.522	11297.086	8809.622
II. ASSETS			
(1) Non-current assets			
(a) Fixed Assets			
(i) Tangible assets	3322.403	3353.799	3434.664
(ii) Intangible Assets	11.645	14.033	16.674
(iii) Capital work-in-progress	96.513	126.758	42.733
(iv) Intangible assets under development	0.000	0.000	0.000
(b) Non-current Investments	0.000	0.000	0.000
(c) Deferred tax assets (net)	0.000	0.000	0.000
(d) Long-term Loan and Advances	13.356	9.306	44.566
(e) Other Non-current assets	126.618	78.546	80.342
Total Non-Current Assets	3570.535	3582.442	3618.979

DISCLAIMER : This Report is **PRIVATE & CONFIDENTIAL** and it is prepared at the request of and for its use by the Subscriber only. The Subscriber shall use the contents of the Report merely as an aid to its business. Mira Inform Private Limited ("MIPL") has collated information/data in the Report, which have not been verified unless otherwise specifically mentioned in the Report. The Subscriber shall independently verify the accuracy and correctness of the information/data before in any way acting upon the same. MIPL shall not be liable for any harm, injury, loss or damage caused to the Subscriber due to default by the Subscriber's debtors/beneficiaries in fulfilling their obligations of any nature whatsoever. This Report or any of its portion shall not be used as a documentary evidence or otherwise before any investigative agencies or forum of law. This Report is confidential and proprietary to MIPL. The Subscriber and/or any other person(s) may not reproduce, publish or disclose any of the contents of the Report to others without the express authorization of MIPL. This Report is prepared and issued to the Subscriber without any risk, responsibility or liability on the part of MIPL or its officials.

(2) Current assets			
(a) Current investments	1106.026	0.000	0.000
(b) Inventories	3128.594	3058.572	1879.969
(c) Trade receivables	2952.639	3073.889	2386.701
(d) Cash and cash equivalents	1283.891	977.870	323.909
(e) Short-term loans and advances	56.742	179.695	192.606
(f) Other current assets	859.095	424.618	407.458
Total Current Assets	9386.987	7714.644	5190.643
TOTAL	12957.522	11297.086	8809.622

PROFIT & LOSS ACCOUNT

	PARTICULARS	31.03.2018	31.03.2017	31.03.2016
	SALES			
	Revenue from Operations	30802.328	31963.024	23317.589
	Other Operating Income	238.841	199.950	214.889
	Other Income	80.201	74.919	34.683
	TOTAL	31121.370	32237.893	23567.161
Less	EXPENSES			
	Cost of Materials Consumed	18349.197	18296.142	12867.649
	Purchases of Stock-in-Trade	7910.303	6725.634	4914.413
	Changes in inventories of finished goods, work-in-progress and Stock-in-Trade	(72.794)	(886.834)	282.356
	Employees benefits expense	395.015	353.068	262.452
	Other expenses	1721.660	1725.402	1316.247
	Excise duty on sales of goods	775.118	2976.800	2851.953
	TOTAL	29078.499	29190.212	22495.070
	PROFIT/ (LOSS) BEFORE INTEREST, TAX, DEPRECIATION AND AMORTISATION	2042.871	3047.681	1072.091
Less	FINANCIAL EXPENSES	46.039	47.014	53.064
	PROFIT/ (LOSS) BEFORE TAX, DEPRECIATION AND AMORTISATION	1996.832	3000.667	1019.027
Less/ Add	DEPRECIATION/ AMORTISATION	207.468	222.183	170.523
	PROFIT/ (LOSS) BEFORE TAX	1789.364	2778.484	848.504
Less	TAX	628.158	984.361	278.039

DISCLAIMER : This Report is **PRIVATE & CONFIDENTIAL** and it is prepared at the request of and for its use by the Subscriber only. The Subscriber shall use the contents of the Report merely as an aid to its business. Mira Inform Private Limited ("MIPL") has collated information/data in the Report, which have not been verified unless otherwise specifically mentioned in the Report. The Subscriber shall independently verify the accuracy and correctness of the information/data before in any way acting upon the same. MIPL shall not be liable for any harm, injury, loss or damage caused to the Subscriber due to default by the Subscriber's debtors/beneficiaries in fulfilling their obligations of any nature whatsoever. This Report or any of its portion shall not be used as a documentary evidence or otherwise before any investigative agencies or forum of law. This Report is confidential and proprietary to MIPL. The Subscriber and/or any other person(s) may not reproduce, publish or disclose any of the contents of the Report to others without the express authorization of MIPL. This Report is prepared and issued to the Subscriber without any risk, responsibility or liability on the part of MIPL or its officials.

	PROFIT/ (LOSS) AFTER TAX	1161.206	1794.123	570.465
	Earnings/ (Loss) Per Share (INR)	12.03	18.59	5.91

CURRENT MATURITIES OF LONG TERM DEBT DETAILS

PARTICULARS	31.03.2018	31.03.2017	31.03.2016
Current Maturities of Long term debt	NA	NA	NA
Cash generated from operations	965.748	(1202.207)	364.286
Net Cash flow from/ (used in) Operating Activities	2127.120	686.372	837.523

KEY RATIOS

EFFICIENCY RATIOS

PARTICULARS	31.03.2018	31.03.2017	31.03.2016
Average Collection Days (Sundry Debtors / Income * 365 Days)	34.99	35.10	37.36
Account Receivables Turnover (Income / Sundry Debtors)	10.43	10.40	9.77
Average Payment Days (Sundry Creditors / Purchases * 365 Days)	79.59	62.99	78.84
Inventory Turnover (Operating Income / Inventories)	0.65	1.00	0.57
Asset Turnover (Operating Income / Net Fixed Assets)	0.60	0.87	0.31

LEVERAGE RATIOS

PARTICULARS	31.03.2018	31.03.2017	31.03.2016
Debt Ratio ((Borrowing + Current Liabilities) / Total Assets)	0.46	0.44	0.50
Debt Equity Ratio (Total Liability / Networth)	0.00	0.00	0.00

DISCLAIMER : This Report is **PRIVATE & CONFIDENTIAL** and it is prepared at the request of and for its use by the Subscriber only. The Subscriber shall use the contents of the Report merely as an aid to its business. Mira Inform Private Limited ("MIPL") has collated information/data in the Report, which have not been verified unless otherwise specifically mentioned in the Report. The Subscriber shall independently verify the accuracy and correctness of the information/data before in any way acting upon the same. MIPL shall not be liable for any harm, injury, loss or damage caused to the Subscriber due to default by the Subscriber's debtors/beneficiaries in fulfilling their obligations of any nature whatsoever. This Report or any of its portion shall not be used as a documentary evidence or otherwise before any investigative agencies or forum of law. This Report is confidential and proprietary to MIPL. The Subscriber and/or any other person(s) may not reproduce, publish or disclose any of the contents of the Report to others without the express authorization of MIPL. This Report is prepared and issued to the Subscriber without any risk, responsibility or liability on the part of MIPL or its officials.

Current Liabilities to Networth (Current Liabilities / Net Worth)	0.92	0.85	1.11
Fixed Assets to Networth (Net Fixed Assets / Networth)	0.53	0.60	0.89
Interest Coverage Ratio (PBIT / Financial Charges)	44.37	64.82	20.20

PROFITABILITY RATIOS

PARTICULARS		31.03.2018	31.03.2017	31.03.2016
Net Profit Margin ((PAT / Sales) * 100)	%	3.77	5.61	2.45
Return on Total Assets ((PAT / Total Assets) * 100)	%	8.96	15.88	6.48
Return on Investment (ROI) ((PAT / Networth) * 100)	%	17.99	30.82	14.50

SOLVENCY RATIOS

PARTICULARS		31.03.2018	31.03.2017	31.03.2016
Current Ratio (Current Assets / Current Liabilities)		1.57	1.56	1.19
Quick Ratio ((Current Assets – Inventories) / Current Liabilities)		1.05	0.94	0.76
G-Score Ratio Financial (Networth / Total Assets)		0.50	0.52	0.45
G-Score Ratio Debt (Debts / Equity Capital)		0.00	0.00	0.00
G-Score Ratio Liquidity (Total Current Assets / Total Current Liabilities)		1.57	1.56	1.19

Total Liability = Short-term Debt + Long-term Debt + Current Maturities of Long-term debts

STOCK PRICES

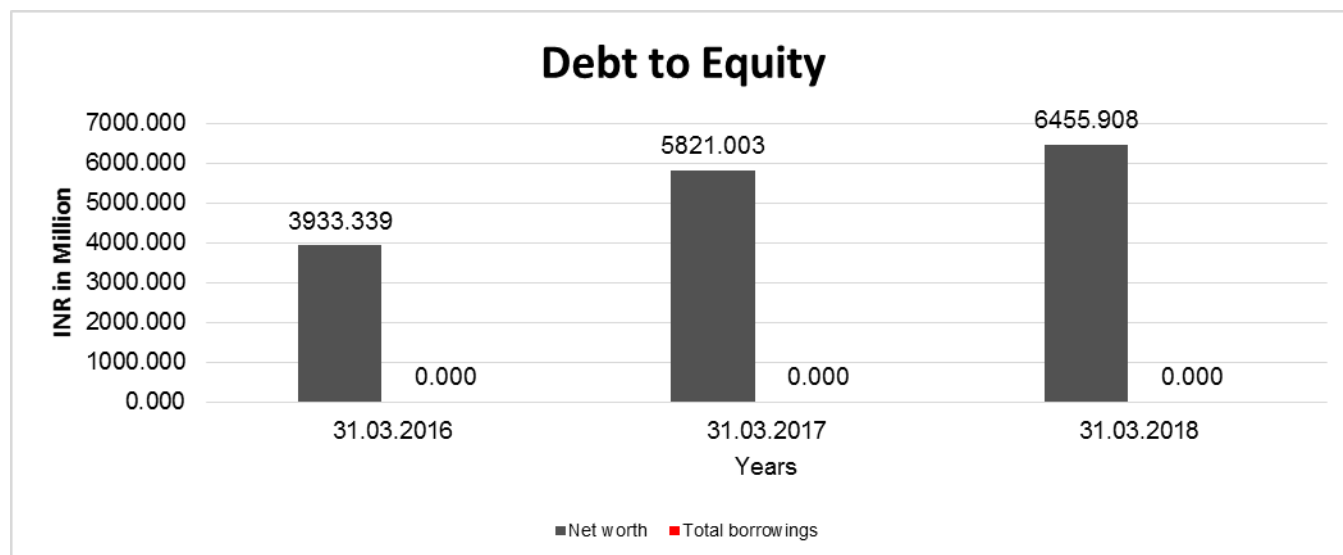
Face Value	INR 10.00/-
Market Value	INR 267.00/-

DISCLAIMER : This Report is **PRIVATE & CONFIDENTIAL** and it is prepared at the request of and for its use by the Subscriber only. The Subscriber shall use the contents of the Report merely as an aid to its business. Mira Inform Private Limited ("MIPL") has collated information/data in the Report, which have not been verified unless otherwise specifically mentioned in the Report. The Subscriber shall independently verify the accuracy and correctness of the information/data before in any way acting upon the same. MIPL shall not be liable for any harm, injury, loss or damage caused to the Subscriber due to default by the Subscriber's debtors/beneficiaries in fulfilling their obligations of any nature whatsoever. This Report or any of its portion shall not be used as a documentary evidence or otherwise before any investigative agencies or forum of law. This Report is confidential and proprietary to MIPL. The Subscriber and/or any other person(s) may not reproduce, publish or disclose any of the contents of the Report to others without the express authorization of MIPL. This Report is prepared and issued to the Subscriber without any risk, responsibility or liability on the part of MIPL or its officials.

FINANCIAL ANALYSIS
[all figures are in INR Million]

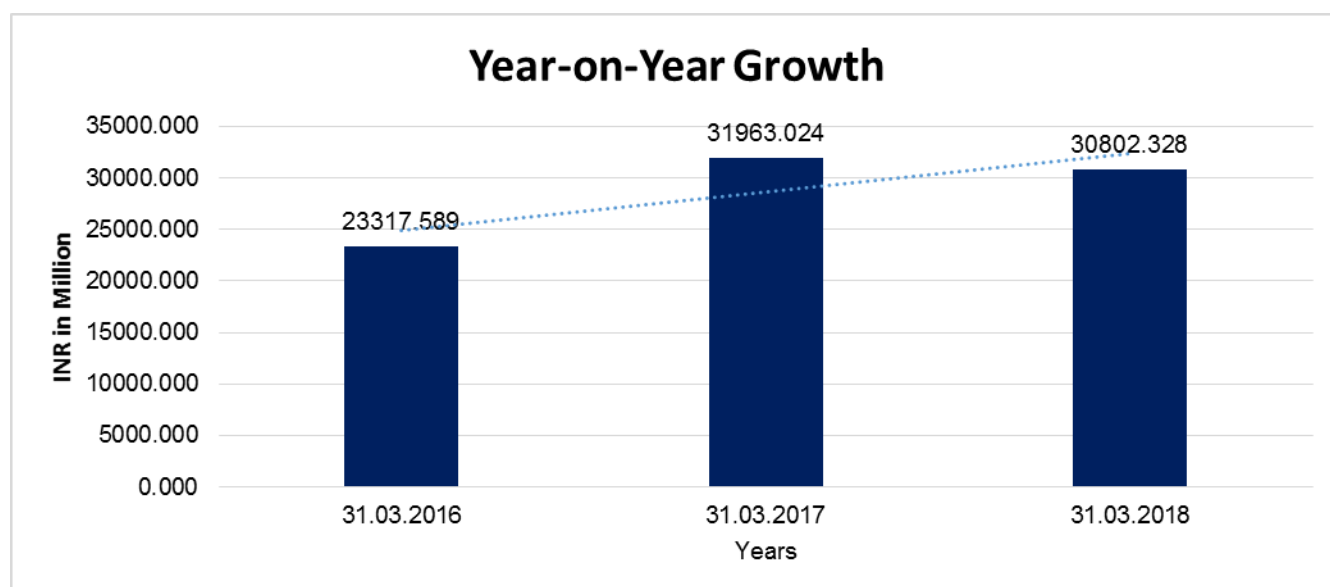
DEBT EQUITY RATIO

Particular	31.03.2016	31.03.2017	31.03.2018
	INR In Million	INR In Million	INR In Million
Share Capital	965.020	965.020	965.020
Reserves & Surplus	2968.319	4855.983	5490.888
Money received against share warrants	0.000	0.000	0.000
Share Application money pending allotment	0.000	0.000	0.000
Net worth	3933.339	5821.003	6455.908
long-term borrowings	0.000	0.000	0.000
Short term borrowings	0.000	0.000	0.000
Total borrowings	0.000	0.000	0.000
Debt/Equity ratio	0.000	0.000	0.000



YEAR-ON-YEAR GROWTH

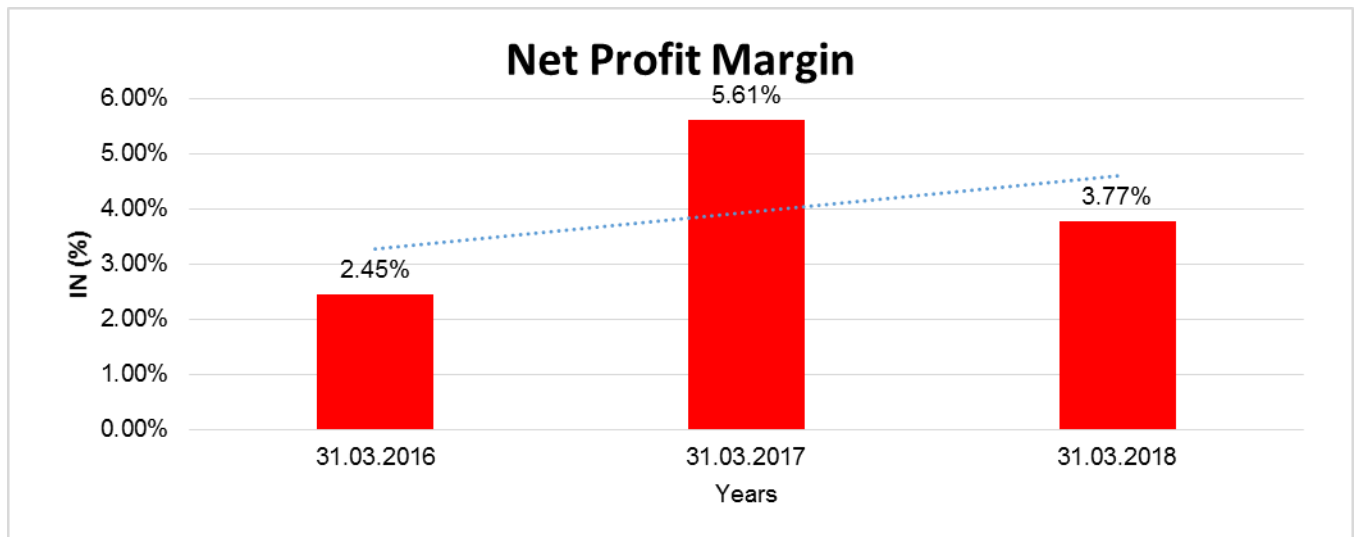
Year on Year Growth	31.03.2016	31.03.2017	31.03.2018
	INR In Million	INR In Million	INR In Million
Sales	23317.589	31963.024	30802.328
		37.077	(3.631)



DISCLAIMER : This Report is **PRIVATE & CONFIDENTIAL** and it is prepared at the request of and for its use by the Subscriber only. The Subscriber shall use the contents of the Report merely as an aid to its business. Mira Inform Private Limited ("MIPL") has collated information/data in the Report, which have not been verified unless otherwise specifically mentioned in the Report. The Subscriber shall independently verify the accuracy and correctness of the information/data before in any way acting upon the same. MIPL shall not be liable for any harm, injury, loss or damage caused to the Subscriber due to default by the Subscriber's debtors/beneficiaries in fulfilling their obligations of any nature whatsoever. This Report or any of its portion shall not be used as a documentary evidence or otherwise before any investigative agencies or forum of law. This Report is confidential and proprietary to MIPL. The Subscriber and/or any other person(s) may not reproduce, publish or disclose any of the contents of the Report to others without the express authorization of MIPL. This Report is prepared and issued to the Subscriber without any risk, responsibility or liability on the part of MIPL or its officials.

NET PROFIT MARGIN

Net Profit Margin	31.03.2016	31.03.2017	31.03.2018
	INR In Million	INR In Million	INR In Million
Sales	23317.589	31963.024	30802.328
Profit/ (Loss)	570.465	1794.123	1161.206
	2.45%	5.61%	3.77%



DISCLAIMER : This Report is **PRIVATE & CONFIDENTIAL** and it is prepared at the request of and for its use by the Subscriber only. The Subscriber shall use the contents of the Report merely as an aid to its business. Mira Inform Private Limited ("MIPL") has collated information/data in the Report, which have not been verified unless otherwise specifically mentioned in the Report. The Subscriber shall independently verify the accuracy and correctness of the information/data before in any way acting upon the same. MIPL shall not be liable for any harm, injury, loss or damage caused to the Subscriber due to default by the Subscriber's debtors/beneficiaries in fulfilling their obligations of any nature whatsoever. This Report or any of its portion shall not be used as a documentary evidence or otherwise before any investigative agencies or forum of law. This Report is confidential and proprietary to MIPL. The Subscriber and/or any other person(s) may not reproduce, publish or disclose any of the contents of the Report to others without the express authorization of MIPL. This Report is prepared and issued to the Subscriber without any risk, responsibility or liability on the part of MIPL or its officials.

LEGAL CASES

Bench:- Bombay							
Lodging No:-	ITXAL/667/2017	Presentati on Date:-	02.03.2017	Reg. No.:-	ITXA/1374/2017	Reg. Date:-	21.09.2017
Petitioner:-	PR. COMMISSIONER OF INCOME TAX, CENTRAL		Respondent:-	M/S. SUPREME PETROCHEM LIMITED			
Petn.Adv:-	PADMA DIVAKAR (I3287)						
District:-	MUMBAI						
Bench:-	DIVISION		Category:	TAX APPEALS			
Status:-	Pre-Admission		Stage:-	FOR REJECTION [ORIGINAL SIDE MATTERS]			
Last Date:-	04.10.2017						
Last Coram:-	ACCORDING TO SITTING LIST						
Act:-	Income Tax Act, 1961		Under Section:-	260 A			

LOCAL AGENCY FURTHER INFORMATION

Sr. No.	Check list by info agents	Available in Report (Yes/No)
1	Year of establishment	Yes
2	Constitution of the entity -Incorporation details	Yes
3	Locality of the entity	Yes
4	Premises details	No
5	Buyer visit details	--
6	Contact numbers	Yes
7	Name of the person contacted	Yes
8	Designation of contact person	Yes
9	Promoter's background	Yes
10	Date of Birth of Proprietor / Partners / Directors	Yes
11	Pan Card No. of Proprietor / Partners	No
12	Voter Id Card No. of Proprietor / Partners	No
13	Type of business	Yes
14	Line of Business	Yes
15	Export/import details (if applicable)	No
16	No. of employees	Yes

17	Details of sister concerns	Yes
18	Major suppliers	No
19	Major customers	No
20	Banking Details	Yes
21	Banking facility details	Yes
22	Conduct of the banking account	--
23	Financials, if provided	Yes
24	Capital in the business	Yes
25	Last accounts filed at ROC, if applicable	Yes
26	Turnover of firm for last three years	Yes
27	Reasons for variation <> 20%	--
28	Estimation for coming financial year	No
29	Profitability for last three years	Yes
30	Major shareholders, if available	Yes
31	External Agency Rating, if available	Yes
32	Litigations that the firm/promoter involved in	Yes
33	Market information	--
34	Payments terms	No
35	Negative Reporting by Auditors in the Annual Report	No

INDEX OF CHARGES

S N O	SRN	CHA RGE ID	CHA RGE HOL DER NAM E	DATE OF CREA TION	DATE OF MODIFIC ATION	DATE OF SATISFA CTION	AMOUNT	ADDRESS
1	Z0010 3627	80022 213	UTI BANK LIMIT ED	23/02/ 2006	-	-	200000000.0	FORTP M ROADMUMBAIMH400 01IN
2	Z0001 7133	80006 091	STAT E BANK OF INDIA	28/11/ 2005	-	-	320000000.0	NARIMAN POINTMUMBAIMH400 021IN
3	Y1033 2851	90230 060	ICICI BANK LIMIT ED	21/06/ 2005	09/06/200 6	-	493080000.0	LANDMARKRACE COURSE CIRCLEALKAPURIBAR ODAGJ390015IN
4	Y1040 6221	90283 294	AND HRA	09/08/ 2004	06/09/200 5	-	65000000.0	MOUNT ROAD95; ANNA

DISCLAIMER : This Report is **PRIVATE & CONFIDENTIAL** and it is prepared at the request of and for its use by the Subscriber only. The Subscriber shall use the contents of the Report merely as an aid to its business. Mira Inform Private Limited ("MIPL") has collated information/data in the Report, which have not been verified unless otherwise specifically mentioned in the Report. The Subscriber shall independently verify the accuracy and correctness of the information/data before in any way acting upon the same. MIPL shall not be liable for any harm, injury, loss or damage caused to the Subscriber due to default by the Subscriber's debtors/beneficiaries in fulfilling their obligations of any nature whatsoever. This Report or any of its portion shall not be used as a documentary evidence or otherwise before any investigative agencies or forum of law. This Report is confidential and proprietary to MIPL. The Subscriber and/or any other person(s) may not reproduce, publish or disclose any of the contents of the Report to others without the express authorization of MIPL. This Report is prepared and issued to the Subscriber without any risk, responsibility or liability on the part of MIPL or its officials.

			BANK					SALAICHENNAITN600 002IN
5	Y1033 2735	90229 944	ING VYSY A BANK LTD.	10/03/ 2004	-	-	200000000.0	OPERA HOUSEMUMBAIMHIN
6	Y1040 4510	90281 583	BANK OF INDIA	27/08/ 2003	-	-	50250000.0	CHENNAI CORPORATE BANKING BRANCHTARAPORE TOWERS; ANNA SALAICALCUTTAWB6 00002IN
7	Y1033 5317	90232 526	STAT E BANK OF INDIA	25/11/ 1999	-	-	1486500000.0	COMMERCIAL BRANCHJUSTICE G.N. VAIDYA MARGMUMBAIMH400 023IN
8	Y1033 2251	90229 460	IDBI BANK LTD.	06/05/ 1999	-	-	150000000.0	IDBI TOWERCOLOBAMUM BAIMH40005IN
9	Z0010 3625	80022 212	STAT E BANK OF INDIA	25/11/ 1998	10/01/200 6	-	4100000000.0	COMMERCIAL BRANCHVAIDYA MARGMUMBAIMH400 023IN
10	C5278 3404	90229 410	State Bank of India	25/11/ 1998	24/04/201 5	-	9650000000.0	CORPORATE ACCOUNT GROUP BRANCHNEVILLE HOUSE, 23, J N HEREDIA MARGMUMBAIMH400 001IN

CORPORATE INFORMATION

Subject a Public Limited Company incorporated under the companies Act, 1956, is listed on the Bombay Stock Exchange and National Stock Exchange. The company is mainly in the business of Styrenics and Manufacturer Polystyrene (PS), Expandable Polystyrene (EPS), Masterbatches and Compounds of Styrenics and other Polymers, Extruded Polystyrene Insulation Board (XPS) with manufacturing facilities at Amdoshi, Dist Riagad, Maharashtra and Manali New Town, Chennai, Tamil Nadu.

CONTINGENT LIABILITIES:

Particulars	31.03.2018	31.03.2017
-------------	------------	------------

DISCLAIMER : This Report is **PRIVATE & CONFIDENTIAL** and it is prepared at the request of and for its use by the Subscriber only. The Subscriber shall use the contents of the Report merely as an aid to its business. Mira Inform Private Limited ("MIPL") has collated information/data in the Report, which have not been verified unless otherwise specifically mentioned in the Report. The Subscriber shall independently verify the accuracy and correctness of the information/data before in any way acting upon the same. MIPL shall not be liable for any harm, injury, loss or damage caused to the Subscriber due to default by the Subscriber's debtors/beneficiaries in fulfilling their obligations of any nature whatsoever. This Report or any of its portion shall not be used as a documentary evidence or otherwise before any investigative agencies or forum of law. This Report is confidential and proprietary to MIPL. The Subscriber and/or any other person(s) may not reproduce, publish or disclose any of the contents of the Report to others without the express authorization of MIPL. This Report is prepared and issued to the Subscriber without any risk, responsibility or liability on the part of MIPL or its officials.

	(INR In Million)	(INR In Million)
(a) Claims against the company not acknowledged as debt; (matters pending in court/ arbitration. No cash outflow is expected in future.)		
Disputed Excise/ Service Tax demand	173.593	183.197
Disputed Sales Tax demand.	3.270	1.213
Disputed Income Tax liability (matters under appeal)	2.303	2.303
(b) Counter guarantees given to banks against guarantees issued by the banks. Other bank guarantees	39.495	40.332
(c) Other money for which the Company is contingently liable		
Letter of Credit opened by Bankers and outstanding at the year end	2428.389	1110.488
Bills discounted but not matured	70.796	31.854

UNAUDITED FINANCIAL RESULTS FOR THE QUARTER ENDED 30.06.2018

(INR IN MILLION)

Particulars			Nine Months Ended 30.06.2018 (Unaudited)
Income from operations			
Gross Sale			8336.492
Other operating income			32.325
Total			8368.817
Other Income			29.164
Total Income			8397.981
Expenses			
Cost of Materials Consumed			5050.670
Purchases of Stock-in-Trade			2346.228
Excise duty			0.000
Changes in inventories of finished goods, work-in-progress and Stock-in-Trade			-37.963
Employee benefits expense			103.660
Finance Costs			9.902
Depreciation and amortisation expense			55.990
Other expenditure			568.951
Total Expenses			8097.438
Profit before tax (7-8)			300.543
Tax expense			100.943
Profit/ loss for the period			199.600
Other comprehensive income			

DISCLAIMER : This Report is **PRIVATE & CONFIDENTIAL** and it is prepared at the request of and for its use by the Subscriber only. The Subscriber shall use the contents of the Report merely as an aid to its business. Mira Inform Private Limited ("MIPL") has collated information/data in the Report, which have not been verified unless otherwise specifically mentioned in the Report. The Subscriber shall independently verify the accuracy and correctness of the information/data before in any way acting upon the same. MIPL shall not be liable for any harm, injury, loss or damage caused to the Subscriber due to default by the Subscriber's debtors/beneficiaries in fulfilling their obligations of any nature whatsoever. This Report or any of its portion shall not be used as a documentary evidence or otherwise before any investigative agencies or forum of law. This Report is confidential and proprietary to MIPL. The Subscriber and/or any other person(s) may not reproduce, publish or disclose any of the contents of the Report to others without the express authorization of MIPL. This Report is prepared and issued to the Subscriber without any risk, responsibility or liability on the part of MIPL or its officials.

Item that will not be reclassified to profit or loss			
Re-measurement defined benefit plans			0.000
Income tax relating to items that will not be reclassified to profit or loss			0.000
Total comprehensive income for the period			199.600
Equity share capital			965.020
Other Equity			--
Earnings Per Share (EPS)			
a) Basic			2.07
b) Diluted			2.07

Notes:

1. In accordance with the requirements of Ind AS 18, Revenue for the quarter ended June 30, 2018 is net of Goods and Services Tax (GST). Revenue for an earlier period, however, is inclusive of excise duty. The figures of revenue for the period upto June 30, 2017 are not strictly relatable to those thereafter The following additional information is being provided to make it comparable:

Particulars			Nine Months Ended 30.06.2018 (Unaudited)
Sales			8336.492
Excise Duty on Sale [B]			0.000
Sales excluding excise duty			8336.492

2. The settlement of the loss/damage to the assets at the EPS plant in Tamil Nadu due to floods is in progress. Final claim bill lodged is for INR 97.700 million. The Company has till date received interim claim of INR 71.800 million.
3. The Company operates in single segment namely 'Styrenics and allied products'.
4. Effective April 1, 2018, the Company has adopted Ind AS 115, 'Revenue from Contracts with Customers' using the cumulative catch-up transition method. The application of Ind AS 115 did not have any material impact on the financial statements of the Company.
5. Figures of the previous periods have been regrouped wherever necessary. The figures for the quarter ended March 31, 2018 are the balancing figures between audited figures in respect of the full financial year 2017-18 and the published year to date figures upto period ended December 31, 2017.
6. The results for the quarter ended June 30, 2018 were subjected to a Limited Review by the Statutory Auditors. The statement of unaudited results was reviewed by the Audit Committee and approved by the Board of Directors in the meeting held on July 30, 2018.

FIXED ASSETS:

Tangible Assets

- Land (Freehold)
- Buildings
- Plant and Machinery
- Office Equipment's
- Computers
- Air conditioners
- Vehicles
- Furniture and Fixtures

CMT REPORT (Corruption, Money Laundering & Terrorism]

The Public Notice information has been collected from various sources including but not limited to: **The Courts, India Prisons Service, Interpol, etc.**

1] INFORMATION ON DESIGNATED PARTY

No records exist designating subject or any of its beneficial owners, controlling shareholders or senior officers as terrorist or terrorist organization or whom notice had been received that all financial transactions involving their assets have been blocked or convicted, found guilty or against whom a judgement or order had been entered in a proceedings for violating money-laundering, anti-corruption or bribery or international economic or anti-terrorism sanction laws or whose assets were seized, blocked, frozen or ordered forfeited for violation of money laundering or international anti-terrorism laws.

2] Court Declaration :

No records exist to suggest that subject is or was the subject of any formal or informal allegations, prosecutions or other official proceeding for making any prohibited payments or other improper payments to government officials for engaging in prohibited transactions or with designated parties.

3] Asset Declaration :

No records exist to suggest that the property or assets of the subject are derived from criminal conduct or a prohibited transaction.

4] Record on Financial Crime :

Charges or conviction registered against subject: **None**

5] Records on Violation of Anti-Corruption Laws :

Charges or investigation registered against subject: **None**

6] Records on Int'l Anti-Money Laundering Laws/Standards :

Charges or investigation registered against subject: **None**

7] Criminal Records

No available information exist that suggest that subject or any of its principals have been formally charged or convicted by a competent governmental authority for any financial crime or under any formal investigation by a competent government authority for any violation of anti-corruption laws or international anti-money laundering laws or standard.

8] Affiliation with Government :

No record exists to suggest that any director or indirect owners, controlling shareholders, director, officer or employee of the company is a government official or a family member or close business associate of a Government official.

9] Compensation Package :

Our market survey revealed that the amount of compensation sought by the subject is fair and reasonable and comparable to compensation paid to others for similar services.

10] Press Report :

No press reports / filings exists on the subject.

CORPORATE GOVERNANCE

MIRA INFORM as part of its Due Diligence do provide comments on Corporate Governance to identify management and governance. These factors often have been predictive and in some cases have created vulnerabilities to credit deterioration.

Our Governance Assessment focuses principally on the interactions between a company's management, its Board of Directors, Shareholders and other financial stakeholders.

CONTRAVENTION

Subject is not known to have contravened any existing local laws, regulations or policies that prohibit, restrict or otherwise affect the terms and conditions that could be included in the agreement with the subject.

FOREIGN EXCHANGE RATES

Currency	Unit	INR
US Dollar	1	INR 70.17
UK Pound	1	INR 90.33
Euro	1	INR 81.93

INFORMATION DETAILS

Information Gathered by :	SWT
Analysis Done by :	DIV
Report Prepared by :	RUP

DISCLAIMER : This Report is **PRIVATE & CONFIDENTIAL** and it is prepared at the request of and for its use by the Subscriber only. The Subscriber shall use the contents of the Report merely as an aid to its business. Mira Inform Private Limited ("MIPL") has collated information/data in the Report, which have not been verified unless otherwise specifically mentioned in the Report. The Subscriber shall independently verify the accuracy and correctness of the information/data before in any way acting upon the same. MIPL shall not be liable for any harm, injury, loss or damage caused to the Subscriber due to default by the Subscriber's debtors/beneficiaries in fulfilling their obligations of any nature whatsoever. This Report or any of its portion shall not be used as a documentary evidence or otherwise before any investigative agencies or forum of law. This Report is confidential and proprietary to MIPL. The Subscriber and/or any other person(s) may not reproduce, publish or disclose any of the contents of the Report to others without the express authorization of MIPL. This Report is prepared and issued to the Subscriber without any risk, responsibility or liability on the part of MIPL or its officials.

SCORE FACTORS

DEMERIT POINTS		
--BANK CHARGES	YES/NO	YES
--LITIGATION	YES/NO	YES
--OTHER ADVERSE INFORMATION	YES/NO	NO
MERIT POINTS		
--SOLE DISTRIBUTORSHIP	YES/NO	NO
--EXPORT ACTIVITIES	YES/NO	NO
--AFFILIATION	YES/NO	YES
--LISTED	YES/NO	YES
--OTHER MERIT FACTORS	YES/NO	YES

RATING EXPLANATIONS

Credit Rating	Explanation	Rating Comments
A++	Minimum Risk	Business dealings permissible with minimum risk of default
A+	Low Risk	Business dealings permissible with low risk of default
A	Acceptable Risk	Business dealings permissible with moderate risk of default
B	Medium Risk	Business dealings permissible on a regular monitoring basis
C	Medium High Risk	Business dealings permissible preferably on secured basis
D	High Risk	Business dealing not recommended or on secured terms only
NB	New Business	No recommendation can be done due to business in infancy stage
NT	No Trace	No recommendation can be done as the business is not traceable

NB is stated where there is insufficient information to facilitate rating. However, it is not to be considered as unfavourable.

This score serves as a reference to assess SC's credit risk and to set the amount of credit to be extended. It is calculated from a composite of weighted scores obtained from each of the major sections of this report. The assessed factors are as follows:

- Financial condition covering various ratios
- Company background and operations size
- Promoters / Management background
- Payment record
- Litigation against the subject
- Industry scenario / competitor analysis
- Supplier / Customer / Banker review (wherever available)

DISCLAIMER : This Report is **PRIVATE & CONFIDENTIAL** and it is prepared at the request of and for its use by the Subscriber only. The Subscriber shall use the contents of the Report merely as an aid to its business. Mira Inform Private Limited ("MIPL") has collated information/data in the Report, which have not been verified unless otherwise specifically mentioned in the Report. The Subscriber shall independently verify the accuracy and correctness of the information/data before in any way acting upon the same. MIPL shall not be liable for any harm, injury, loss or damage caused to the Subscriber due to default by the Subscriber's debtors/beneficiaries in fulfilling their obligations of any nature whatsoever. This Report or any of its portion shall not be used as a documentary evidence or otherwise before any investigative agencies or forum of law. This Report is confidential and proprietary to MIPL. The Subscriber and/or any other person(s) may not reproduce, publish or disclose any of the contents of the Report to others without the express authorization of MIPL. This Report is prepared and issued to the Subscriber without any risk, responsibility or liability on the part of MIPL or its officials.