

MIRA INFORM REPORT

Report No. :	527536
Report Date :	30.08.2018

IDENTIFICATION DETAILS

Name :	MTC BUSINESS PRIVATE LIMITED
Registered Office :	401-404, 4 th Floor, Navkar Commercial Complex, Sir M.V Road, Andheri (East), Mumbai – 400069, Maharashtra
Tel. No.:	91-22-67872900/45
Country :	India
Financials (as on) :	31.03.2017
Date of Incorporation :	21.12.2000
CIN No.: [Company Identification No.]	U51420MH2000PTC130172
Capital Investment / Paid-up Capital :	INR 95.040 Million
IEC No.: [Import-Export Code No.]	0301062242
PAN No.: [Permanent Account No.]	AACCM4795M
GSTN : [Goods & Service Tax Registration No.]	27AACCM4795M1ZT
Legal Form :	Private Limited Liability Company
Line of Business :	<ul style="list-style-type: none"> • Manufacturing of Structural Steel. • Wholesale of metal and non-metal waste and scrap. • Wholesale of metals and metal ores. [Registered Activity] • Manufacturer, Trader, Importer and also Wholesaler of Structural Steel, Metal and Metal Ores, Metal and Non-Metal Waste and Scrap. [Confirmed by management]
No. of Employees :	100 (Approximately)

DISCLAIMER : This Report is **PRIVATE & CONFIDENTIAL** and it is prepared at the request of and for its use by the Subscriber only. The Subscriber shall use the contents of the Report merely as an aid to its business. Mira Inform Private Limited ("MIPL") has collated information/data in the Report, which have not been verified unless otherwise specifically mentioned in the Report. The Subscriber shall independently verify the accuracy and correctness of the information/data before in any way acting upon the same. MIPL shall not be liable for any harm, injury, loss or damage caused to the Subscriber due to default by the Subscriber's debtors/beneficiaries in fulfilling their obligations of any nature whatsoever. This Report or any of its portion shall not be used as a documentary evidence or otherwise before any investigative agencies or forum of law. This Report is confidential and proprietary to MIPL. The Subscriber and/or any other person(s) may not reproduce, publish or disclose any of the contents of the Report to others without the express authorization of MIPL. This Report is prepared and issued to the Subscriber without any risk, responsibility or liability on the part of MIPL or its officials.

RATING & COMMENTS

(Mira Inform has adopted New Rating mechanism w.e.f. 23rd January 2017)

MIRA's Rating :

A

Credit Rating	Explanation	Rating Comments
A	Acceptable Risk	Business dealings permissible with moderate risk of default

Status :	Good
Payment Behaviour :	Slow but correct
Litigation :	Clear
Comments :	<p>MTC Business Private Limited (MTCBPL), incorporated in year 2000 by Mr. Maganlal Mehta, is the flagship company of the "MTC" Group. It is an established company having fine track record.</p> <p>It is engaged in manufacturing of Structural Steel and also engaged in trading of Ferrous and Non- Ferrous Metals.</p> <p>For the financial year 2017, the company has reported decline in its revenue as compared to previous year but has managed to maintain average profit margin of 1.63%.</p> <p>The rating takes into consideration the healthy financial profile of the company marked by strong networth base along with comfortable debt coverage indicators</p> <p>However, these rating strengths are partially offset by inherent thin profitability margins due to the trading nature of business, susceptibility of operating profitability to volatility in commodity prices & foreign exchange rate fluctuations and its presence in fragmented & competitive nature of metal trading business.</p> <p>Business is active. Payment seems to be slow but correct.</p> <p>In view of aforesaid, the company can be considered for normal business dealings at usual trade terms and conditions.</p>

NOTES :

Any query related to this report can be made on e-mail : infodept@mirainform.com while quoting report number, name and date.

ECGC Country Risk Classification List

Country Name	Previous Rating	Current Rating
--------------	-----------------	----------------

DISCLAIMER : This Report is **PRIVATE & CONFIDENTIAL** and it is prepared at the request of and for its use by the Subscriber only. The Subscriber shall use the contents of the Report merely as an aid to its business. Mira Inform Private Limited ("MIPL") has collated information/data in the Report, which have not been verified unless otherwise specifically mentioned in the Report. The Subscriber shall independently verify the accuracy and correctness of the information/data before in any way acting upon the same. MIPL shall not be liable for any harm, injury, loss or damage caused to the Subscriber due to default by the Subscriber's debtors/beneficiaries in fulfilling their obligations of any nature whatsoever. This Report or any of its portion shall not be used as a documentary evidence or otherwise before any investigative agencies or forum of law. This Report is confidential and proprietary to MIPL. The Subscriber and/or any other person(s) may not reproduce, publish or disclose any of the contents of the Report to others without the express authorization of MIPL. This Report is prepared and issued to the Subscriber without any risk, responsibility or liability on the part of MIPL or its officials.

MTC BUSINESS PRIVATE LIMITED - 527536

PAGE NO. : 3

	(31.12.2017)	(01.04.2018)
India	A1	A1

Risk Category	ECGC Classification
Insignificant	A1
Low Risk	A2
Moderately Low Risk	B1
Moderate Risk	B2
Moderately High Risk	C1
High Risk	C2
Very High Risk	D

EXTERNAL AGENCY RATING

Rating Agency Name	CARE
Rating	Long term bank Facilities = A-
Rating Explanation	Adequate degree of safety and low credit risk
Date	25.10.2017

Rating Agency Name	CARE
Rating	Short term bank Facilities = A2+
Rating Explanation	Strong degree of safety and low credit risk
Date	25.10.2017

RBI DEFAULTERS' LIST STATUS

Subject's name is not enlisted as a defaulter in the publicly available RBI Defaulters' list.

EPF (Employee Provident Fund) DEFAULTERS' LIST STATUS

Subject's name is not enlisted as a defaulter in the publicly available EPF (Employee Provident Fund) Defaulters' list as of 31-03-2016.

BIFR (Board for Industrial & Financial Reconstruction) LISTING STATUS

Subject's name is not listed as a Sick Unit in the publicly available BIFR (Board for Industrial & Financial Reconstruction) list as of 30.08.2018.

IBBI (Insolvency and Bankruptcy Board of India) LISTING STATUS

Subject's name is not listed in the publicly available IBBI (Insolvency and Bankruptcy Board of India) list as of report date.

INFORMATION PARTED BY

Name :	Mr. Rushal
Designation :	Accounts Manager
Contact No.:	91-22-67872945
Date :	29.08.2018

LOCATIONS

Registered Office/Corporate Office :	401-404, 4 th Floor, Navkar Commercial Complex, Sir M.V Road, Andheri (East), Mumbai – 400069, Maharashtra, India
Tel. No.:	91-22-67872900/45
Mobile No.:	91-8079465168 (Mr. Sanjay Maganlal Mehta)
Fax No.:	91-22-67410875/67250964
E-Mail :	info@mtcgroup.in mtcimports@gmail.com accounts@mtcgroup.in
Website :	www.mtcgroup.in
Location:	Owned
Locality:	Commercial
Warehouse:	Plot No.44 to 47, Jawahar Co-Operative Industrial Estate, Village Kamothé, Kalamboli, Raigad, Maharashtra, India
Tel No.:	91-22-27420912/27423755
Fax No.:	91-22-27423855
Email :	yard@mtcgroup.in

DISCLAIMER : This Report is **PRIVATE & CONFIDENTIAL** and it is prepared at the request of and for its use by the Subscriber only. The Subscriber shall use the contents of the Report merely as an aid to its business. Mira Inform Private Limited ("MIPL") has collated information/data in the Report, which have not been verified unless otherwise specifically mentioned in the Report. The Subscriber shall independently verify the accuracy and correctness of the information/data before in any way acting upon the same. MIPL shall not be liable for any harm, injury, loss or damage caused to the Subscriber due to default by the Subscriber's debtors/beneficiaries in fulfilling their obligations of any nature whatsoever. This Report or any of its portion shall not be used as a documentary evidence or otherwise before any investigative agencies or forum of law. This Report is confidential and proprietary to MIPL. The Subscriber and/or any other person(s) may not reproduce, publish or disclose any of the contents of the Report to others without the express authorization of MIPL. This Report is prepared and issued to the Subscriber without any risk, responsibility or liability on the part of MIPL or its officials.

MTC BUSINESS PRIVATE LIMITED - 527536

PAGE NO. : 5

Factory:	Madarpakkam Road, Periya, Obula 147, Thiruvallur Chennai-601201, Tamilnadu, India
Branch Office 1 :	Survey No. 15, Zak Industrial Estate, Near Bapasitaram Weighbridge, Village : Zak, Dehagam, Gandhinagar, Gujarat, India
Branch Office 2 :	VI A, Calve Chateau Nilgiris Super Market Building, 808 Poonamallee High Road, Kilpauk, Chennai - 600010, Tamilnadu, India
Branch Office 3 :	Khasra No. 33, Kherki Daula Village, Near Manaser Toll, Gurugram – 122004, Haryana, India
Branch Office 4:	301/302, Vertex Vikas, A Wing, Andheri East, Mumbai – 400069, Maharashtra, India
Branch Office 5 :	Plot No. E-559, Sanand Engineering Estate, Opposite Posco (I) Steel Processing Centre, GIDC Sanand, Ahmedabad India

DIRECTORS

AS ON 31.03.2017

Name :	Mr. Narendra Maganlal Mehta
Designation :	Director
Address :	602-A, Jayshankar Krupa Co-operative Hosing Society, Old Nagardas, Road, Andheri (East), Mumbai - 400069, Maharashtra, India
Date of Birth/Age :	10.12.1965
Qualification :	B. Com
Date of Appointment :	21.12.2000
PAN No.:	AABPM6765B
DIN No.:	00179992

Other Directorship:

CIN/FCRN	Company Name	Begin Date	End Date
U27320KA1992PTC013273	MEHTA INDUSTRIAL SUPPLIERS PRIVATE LIMITED	22/06/1992	-
U27320KA2004PTC034057	M S METALS AND STEELS PRIVATE LIMITED	06/03/2006	-
U50300MH2008PTC183718	M.S.MOTORS PRIVATE LIMITED	14/01/2012	-
U51909MH2014PTC257719	M M CERAMICS & FERRO ALLOYS PRIVATE LIMITED	01/09/2014	-
U51502MH2004PTC146683	MADHUBAN MOTORS PRIVATE LIMITED	01/06/2004	-
U27320MH2018PTC303732	MERCURE METALS AND ALLOYS PRIVATE LIMITED	05/01/2018	-

Name :	Mr. Sanjay Maganlal Mehta
Designation :	Director
Address :	A/602, A Wing, Jay Shankar Krupa Housing Society Limited, Old Nagardas

DISCLAIMER : This Report is **PRIVATE & CONFIDENTIAL** and it is prepared at the request of and for its use by the Subscriber only. The Subscriber shall use the contents of the Report merely as an aid to its business. Mira Inform Private Limited ("MIPL") has collated information/data in the Report, which have not been verified unless otherwise specifically mentioned in the Report. The Subscriber shall independently verify the accuracy and correctness of the information/data before in any way acting upon the same. MIPL shall not be liable for any harm, injury, loss or damage caused to the Subscriber due to default by the Subscriber's debtors/beneficiaries in fulfilling their obligations of any nature whatsoever. This Report or any of its portion shall not be used as a documentary evidence or otherwise before any investigative agencies or forum of law. This Report is confidential and proprietary to MIPL. The Subscriber and/or any other person(s) may not reproduce, publish or disclose any of the contents of the Report to others without the express authorization of MIPL. This Report is prepared and issued to the Subscriber without any risk, responsibility or liability on the part of MIPL or its officials.

	Road, Andheri (East), Mumbai – 400069, Maharashtra, India		
Date of Birth/Age :	14.05.1968		
Qualification :	B. Com		
Date of Appointment :	02.04.2001		
PAN No.:	AACPM6147L		
DIN No.:	00541528		
Other Directorship:			
CIN/FCRN	Company Name	Begin Date	End Date
U27320KA1992PTC013273	MEHTA INDUSTRIAL SUPPLIERS PRIVATE LIMITED	21/04/2006	-
U27320KA2004PTC034057	M S METALS AND STEELS PRIVATE LIMITED	01/06/2004	-
U37100MH2011NPL223543	MATERIAL RECYCLING ASSOCIATION OF INDIA	01/11/2011	-
U51502MH2004PTC146683	MADHUBAN MOTORS PRIVATE LIMITED	01/06/2004	-
Name :	Mr. Lalit Baliya		
Designation :	Director		
Address :	C-302, Gajalaxmi Apartment, Kolsawala Compound, Old Nagardas Road, Andheri (East), Mumbai – 400069, Maharashtra, India		
Date of Birth/Age :	26.10.1967		
Qualification :	B.Com		
Date of Appointment :	03.03.2007		
PAN No.:	AABPB1937A		
DIN No.:	00282727		
Other Directorship:			
CIN/FCRN	Company Name	Begin Date	End Date
U99999PN1997PTC109372	MADHUBAN TRADE-STEELS PRIVATE LIMITED	24/09/2008	-

KEY EXECUTIVES

Name :	Pradhuma Didwania
Designation :	Secretary
Address :	404/1-A, Tirupati Darshan, Balaji Nagar,, Bhayandar West, Thane - 401101, Maharashtra, India
Date of Appointment :	19.05.2015
PAN No.:	AABPD5280E
Name :	Mr. Rushal
Designation :	Accounts Manager

MAJOR SHAREHOLDERS

AS ON 31.03.2017

Names of Shareholders	No. of Shares	% of Holding
Maganlal Moolchand Mehta	3202000	33.69
Narendra Maganlal Mehta	802000	8.44
Sanjay Maganlal Mehta	800000	8.42
Manoj Maganlal Mehta	4700000	49.45
Total	9504000	100.00

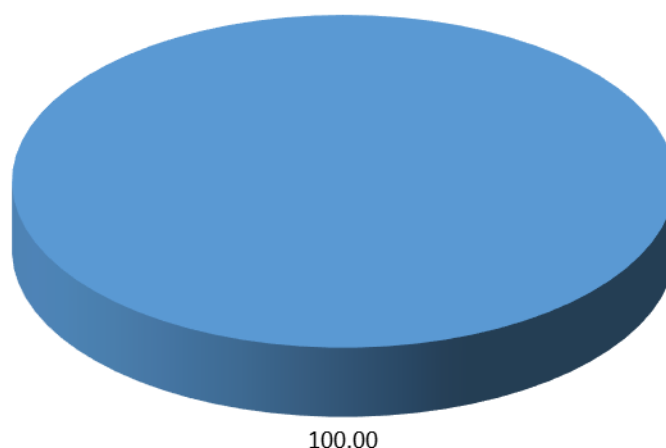
Equity Share Break up (Percentage of Total Equity)

AS ON 29.09.2017

Category	Percentage
Promoters- Individual/Hindu Undivided Family- Indian	100.00
Total	100.00

Share holding pattern

■ Promoters- Individual/Hindu Undivided Family- Indian



BUSINESS DETAILS

Line of Business :	<ul style="list-style-type: none"> Manufacturing of Structural Steel. Wholesale of metal and non-metal waste and scrap. Wholesale of metals and metal ores. [Registered Activity] Manufacturer, Trader, Importer and also Wholesaler of Structural Steel, Metal and Metal Ores, Metal and Non-Metal Waste and Scrap. [Confirmed by management] 	
Products / Services :	Name and Description of main products / services	NIC Code of the Product/service
	Wholesale of metal and non-metal waste and scrap	46699
	Wholesale of metals and metal ores	46620
	Manufacture of other structural metal products	25119
Brand Names :	Not Available	
Agencies Held :	Not Available	
Exports :	Not Available	
Imports :		
Products :	Ferrous and Non Ferrous Metal	
Countries :	<ul style="list-style-type: none"> United States of America European Countries 	
Terms :		
Selling :	L/C, Cheque and Credit (60/90 Days) / Other	
Purchasing :	L/C, Cheque and Credit (60/90 Days) / Other	

PRODUCTION STATUS – (NOT AVAILABLE)

GENERAL INFORMATION

Suppliers :	Reference :	Not Divulged
	Name of the Person :	--
	Contact No.:	--
	Since How Long Known :	--
	Maximum Limit Dealt :	--
	Experience :	--
	Remark:	--
Customers :	Wholesalers, Retailers, Manufacturer	

DISCLAIMER : This Report is **PRIVATE & CONFIDENTIAL** and it is prepared at the request of and for its use by the Subscriber only. The Subscriber shall use the contents of the Report merely as an aid to its business. Mira Inform Private Limited ("MIPL") has collated information/data in the Report, which have not been verified unless otherwise specifically mentioned in the Report. The Subscriber shall independently verify the accuracy and correctness of the information/data before in any way acting upon the same. MIPL shall not be liable for any harm, injury, loss or damage caused to the Subscriber due to default by the Subscriber's debtors/beneficiaries in fulfilling their obligations of any nature whatsoever. This Report or any of its portion shall not be used as a documentary evidence or otherwise before any investigative agencies or forum of law. This Report is confidential and proprietary to MIPL. The Subscriber and/or any other person(s) may not reproduce, publish or disclose any of the contents of the Report to others without the express authorization of MIPL. This Report is prepared and issued to the Subscriber without any risk, responsibility or liability on the part of MIPL or its officials.

	Reference :	Not Divulged	
	Name of the Person :	--	
	Contact No.:	--	
	Since How Long Known :	--	
	Maximum Limit Dealt :	--	
	Experience :	--	
	Remark:	--	
No. of Employees :	100 (Approximately)		
Bankers :	Banker Name :	Union Bank of India	
	Branch :	Andheri (East), Mumbai, Maharashtra, India	
	Person Name (With Designation) :	--	
	Contact Number :	91-22-26839258 (Ringing)	
	Name of Account Holder :	--	
	Account Number :	--	
	Account Since (Date/Year of Account Opening) :	--	
	Average Balance Maintained :	--	
	Credit Facilities Enjoyed (CC/OD/Term Loan) :	--	
	Account Operation :	--	
	Remark :	--	
Facilities :	(INR In Million)		
	SECURED LOAN	As on 31.03.2017	As on 31.03.2016
	LONG TERM BORROWING		
	Term loans from banks	4.257	6.105
	SHORT TERM BORROWING		
	Loans repayable on demand	2939.501	3608.770
	Total	2943.758	3614.875
Auditors :			
Name :	A.T. Jain and Company Chartered Accountants		
Address :	212, Rewa Chambers, 31 New Marine Lines, Mumbai – 400020, Maharashtra, India		
Tel. No.:	91-22-22035151/ 22035252		
Fax No.:	91-22-22083820		
Fax No.:	atjain@vsnl.com		
PAN N Income-tax PAN of auditor or auditor's firm :	AABFA2587P		
Memberships :	Not Available		

Collaborators :	Not Available
Enterprises which are owned, or have significant influence of or are partners with Key management personnel and their relatives :	<ul style="list-style-type: none"> • Madhuban Trade-Steels Private Limited (U99999PN1997PTC109372) • M S Metals and Steels Private Limited (U27320KA2004PTC034057) • M M Ceramics and Ferro Alloys • Madhuban Motors Private Limited (U51502MH2004PTC146683)
Subsidiary Companies :	<ul style="list-style-type: none"> • MGK International INC • Multi Trade Links UK Limited • Multi Metal Link FZC

CAPITAL STRUCTURE

AS ON 31.03.2017

Authorised Capital :

No. of Shares	Type	Value	Amount
10000000	Equity Shares	INR 10/- each	INR 100.000 Million

Issued, Subscribed & Paid-up Capital :

No. of Shares	Type	Value	Amount
9504000	Equity Shares	INR 10/- each	INR 95.040 Million

FINANCIAL DATA
[all figures are INR Million]

ABRIDGED BALANCE SHEET

SOURCES OF FUNDS	31.03.2017	31.03.2016	31.03.2015
I. EQUITY AND LIABILITIES			
(1) Shareholders' Funds			
(a) Share Capital	95.040	95.040	95.040
(b) Reserves and Surplus	1419.243	1241.774	1115.645
(c) Money received against share warrants	0.000	0.000	0.000
(2) Share Application money pending allotment	0.000	0.000	0.000
Total Shareholders' Funds (1) + (2)	1514.283	1336.814	1210.685
(3) Non-Current Liabilities			
(a) long-term borrowings	151.757	118.105	201.304
(b) Deferred tax liabilities (Net)	15.837	14.400	11.680
(c) Other long-term liabilities	0.000	0.000	0.000
(d) long-term provisions	0.000	0.000	0.000
Total Non-current Liabilities (3)	167.594	132.505	212.984
(4) Current Liabilities			
(a) Short-term borrowings	2939.501	3670.238	3419.469
(b) Trade payables	173.000	732.330	162.760
(c) Other current liabilities	121.249	72.334	137.885
(d) Short-term provisions	30.400	18.558	19.956
Total Current Liabilities (4)	3264.150	4493.460	3740.070
TOTAL	4946.027	5962.779	5163.739
II. ASSETS			
(1) Non-current assets			
(a) Fixed Assets			
(i) Tangible assets	410.655	326.076	317.503
(ii) Intangible Assets	0.284	0.220	0.297
(iii) Tangible assets capital work-in-progress	41.872	4.805	4.692
(iv) Intangible assets under development	0.000	0.000	0.000
(b) Non-current Investments	85.340	87.170	90.679
(c) Deferred tax assets (net)	0.000	0.000	0.000
(d) Long-term loans and advances	73.549	95.151	89.770
(e) Other Non-current assets	0.000	0.000	0.000
Total Non-Current Assets	611.700	513.422	502.941

DISCLAIMER : This Report is **PRIVATE & CONFIDENTIAL** and it is prepared at the request of and for its use by the Subscriber only. The Subscriber shall use the contents of the Report merely as an aid to its business. Mira Inform Private Limited ("MIPL") has collated information/data in the Report, which have not been verified unless otherwise specifically mentioned in the Report. The Subscriber shall independently verify the accuracy and correctness of the information/data before in any way acting upon the same. MIPL shall not be liable for any harm, injury, loss or damage caused to the Subscriber due to default by the Subscriber's debtors/beneficiaries in fulfilling their obligations of any nature whatsoever. This Report or any of its portion shall not be used as a documentary evidence or otherwise before any investigative agencies or forum of law. This Report is confidential and proprietary to MIPL. The Subscriber and/or any other person(s) may not reproduce, publish or disclose any of the contents of the Report to others without the express authorization of MIPL. This Report is prepared and issued to the Subscriber without any risk, responsibility or liability on the part of MIPL or its officials.

(2) Current assets			
(a) Current investments	0.000	0.000	0.000
(b) Inventories	819.915	1898.857	705.377
(c) Trade receivables	1764.177	1819.232	2694.059
(d) Cash and bank balances	383.039	482.237	446.939
(e) Short-term loans and advances	1327.916	1225.982	745.013
(f) Other current assets	39.280	23.049	69.410
Total Current Assets	4334.327	5449.357	4660.798
TOTAL	4946.027	5962.779	5163.739

PROFIT & LOSS ACCOUNT

	PARTICULARS	31.03.2017	31.03.2016	31.03.2015
	SALES			
	Total Revenue from operations	10861.673	11083.321	14376.740
	Other Income	292.108	239.005	157.809
	TOTAL	11153.781	11322.326	14534.549
Less	EXPENSES			
	Cost of Materials Consumed	956.550	807.003	720.814
	Purchases of Stock-in-Trade	7708.535	10548.780	12707.477
	Changes in inventories of finished goods, work-in-progress and Stock-in-Trade	1095.315	(1211.278)	0.213
	Employee benefit expense	132.733	105.211	87.381
	CSR expenditure	2.500	1.175	0.000
	Other expenses	767.485	642.136	592.119
	TOTAL	10663.118	10893.027	14108.004
	PROFIT/ (LOSS) BEFORE INTEREST, TAX, DEPRECIATION AND AMORTISATION	490.663	429.299	426.545
Less	FINANCIAL EXPENSES	202.533	218.559	228.487
	PROFIT / (LOSS) BEFORE TAX, DEPRECIATION AND AMORTISATION	288.130	210.740	198.058
Less/ Add	DEPRECIATION/ AMORTISATION	22.677	24.891	25.680
	PROFIT/ (LOSS) BEFORE TAX	265.453	185.849	172.378
Less	TAX	87.984	59.720	55.409
	PROFIT/ (LOSS) AFTER TAX	177.469	126.129	116.969

DISCLAIMER : This Report is **PRIVATE & CONFIDENTIAL** and it is prepared at the request of and for its use by the Subscriber only. The Subscriber shall use the contents of the Report merely as an aid to its business. Mira Inform Private Limited ("MIPL") has collated information/data in the Report, which have not been verified unless otherwise specifically mentioned in the Report. The Subscriber shall independently verify the accuracy and correctness of the information/data before in any way acting upon the same. MIPL shall not be liable for any harm, injury, loss or damage caused to the Subscriber due to default by the Subscriber's debtors/beneficiaries in fulfilling their obligations of any nature whatsoever. This Report or any of its portion shall not be used as a documentary evidence or otherwise before any investigative agencies or forum of law. This Report is confidential and proprietary to MIPL. The Subscriber and/or any other person(s) may not reproduce, publish or disclose any of the contents of the Report to others without the express authorization of MIPL. This Report is prepared and issued to the Subscriber without any risk, responsibility or liability on the part of MIPL or its officials.

MTC BUSINESS PRIVATE LIMITED - 527536

PAGE NO. : 13

Earnings / (Loss) Per Share (INR)	18.67	13.27	NA
-----------------------------------	-------	-------	----

CURRENT MATURITIES OF LONG TERM DEBT DETAILS

Particulars	31.03.2017	31.03.2016	31.03.2015
Current Maturities of Long term debt	1.847	2.979	3.097
Cash generated from operations	827.548	18.728	(30.999)
Net cash flows from (used in) operations	764.487	(41.365)	(90.520)

KEY RATIOS

EFFICIENCY RATIOS

PARTICULARS	31.03.2017	31.03.2016	31.03.2015
Average Collection Days (Sundry Debtors / Income * 365 Days)	59.28	59.91	68.40
Account Receivables Turnover (Income / Sundry Debtors)	6.16	6.09	5.34
Average Payment Days (Sundry Creditors / Purchases * 365 Days)	7.29	23.54	4.42
Inventory Turnover (Operating Income / Inventories)	0.60	0.23	0.60
Asset Turnover (Operating Income / Net Fixed Assets)	1.08	1.30	1.32

LEVERAGE RATIOS

PARTICULARS	31.03.2017	31.03.2016	31.03.2015
Debt Ratio ((Borrowing + Current Liabilities) / Total Assets)	0.69	0.77	0.76
Debt Equity Ratio (Total Liability / Networth)	2.04	2.84	2.99
Current Liabilities to Networth (Current Liabilities / Net Worth)	2.16	3.36	3.09
Fixed Assets to Networth (Net Fixed Assets / Networth)	0.30	0.25	0.27

DISCLAIMER : This Report is **PRIVATE & CONFIDENTIAL** and it is prepared at the request of and for its use by the Subscriber only. The Subscriber shall use the contents of the Report merely as an aid to its business. Mira Inform Private Limited ("MIPL") has collated information/data in the Report, which have not been verified unless otherwise specifically mentioned in the Report. The Subscriber shall independently verify the accuracy and correctness of the information/data before in any way acting upon the same. MIPL shall not be liable for any harm, injury, loss or damage caused to the Subscriber due to default by the Subscriber's debtors/beneficiaries in fulfilling their obligations of any nature whatsoever. This Report or any of its portion shall not be used as a documentary evidence or otherwise before any investigative agencies or forum of law. This Report is confidential and proprietary to MIPL. The Subscriber and/or any other person(s) may not reproduce, publish or disclose any of the contents of the Report to others without the express authorization of MIPL. This Report is prepared and issued to the Subscriber without any risk, responsibility or liability on the part of MIPL or its officials.

MTC BUSINESS PRIVATE LIMITED - 527536

PAGE NO. : 14

Interest Coverage Ratio (<i>PBIT / Financial Charges</i>)	2.42	1.96	1.87
--	------	------	------

PROFITABILITY RATIOS

PARTICULARS		31.03.2017	31.03.2016	31.03.2015
Net Profit Margin (<i>(PAT / Sales) * 100</i>)	%	1.63	1.14	0.81
Return on Total Assets (<i>(PAT / Total Assets) * 100</i>)	%	3.59	2.12	2.27
Return on Investment (ROI) (<i>(PAT / Networth) * 100</i>)	%	11.72	9.44	9.66

SOLVENCY RATIOS

PARTICULARS		31.03.2017	31.03.2016	31.03.2015
Current Ratio (<i>Current Assets / Current Liabilities</i>)		1.33	1.21	1.25
Quick Ratio (<i>(Current Assets – Inventories) / Current Liabilities</i>)		1.08	0.79	1.06
G-Score Ratio Financial (<i>Networth / Total Assets</i>)		0.31	0.22	0.23
G-Score Ratio Debt (<i>Debts / Equity Capital</i>)		32.55	39.89	38.13
G-Score Ratio Liquidity (<i>Total Current Assets / Total Current Liabilities</i>)		1.33	1.21	1.25

Total Liability = Short-term Debt + Long-term Debt + Current Maturities of Long-term debts

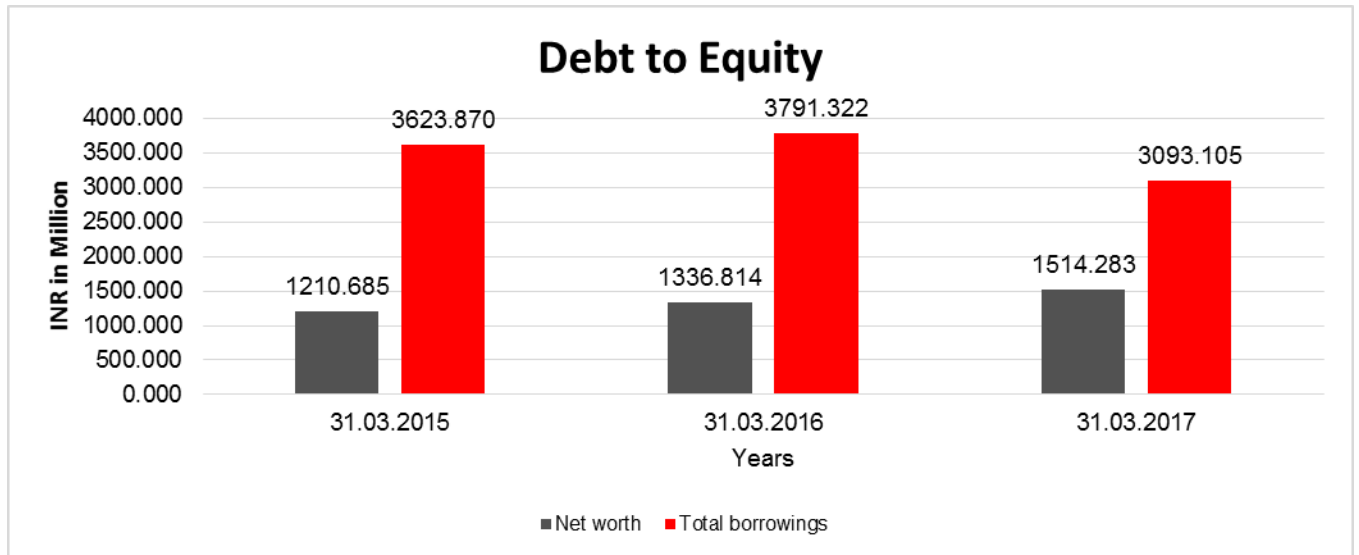
FINANCIAL ANALYSIS
[all figures are INR Million]

DEBT EQUITY RATIO

Particular	31.03.2015 (INR In Million)	31.03.2016 (INR In Million)	31.03.2017 (INR In Million)
Share Capital	95.040	95.040	95.040
Reserves & Surplus	1115.645	1241.774	1419.243
Money received against share warrants	0.000	0.000	0.000
Share Application money pending allotment	0.000	0.000	0.000
Net worth	1210.685	1336.814	1514.283

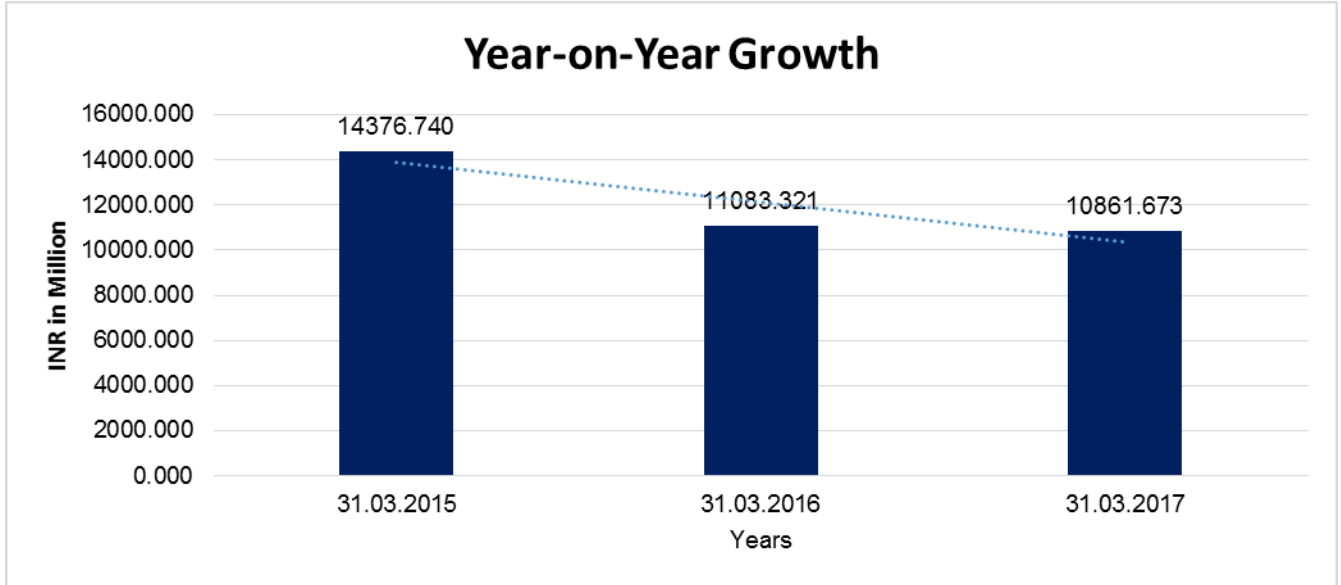
DISCLAIMER : This Report is **PRIVATE & CONFIDENTIAL** and it is prepared at the request of and for its use by the Subscriber only. The Subscriber shall use the contents of the Report merely as an aid to its business. Mira Inform Private Limited ("MIPL") has collated information/data in the Report, which have not been verified unless otherwise specifically mentioned in the Report. The Subscriber shall independently verify the accuracy and correctness of the information/data before in any way acting upon the same. MIPL shall not be liable for any harm, injury, loss or damage caused to the Subscriber due to default by the Subscriber's debtors/beneficiaries in fulfilling their obligations of any nature whatsoever. This Report or any of its portion shall not be used as a documentary evidence or otherwise before any investigative agencies or forum of law. This Report is confidential and proprietary to MIPL. The Subscriber and/or any other person(s) may not reproduce, publish or disclose any of the contents of the Report to others without the express authorization of MIPL. This Report is prepared and issued to the Subscriber without any risk, responsibility or liability on the part of MIPL or its officials.

Long-term borrowings	201.304	118.105	151.757
Short term borrowings	3419.469	3670.238	2939.501
Current maturities of long-term debts	3.097	2.979	1.847
Total borrowings	3623.870	3791.322	3093.105
Debt/Equity ratio	2.993	2.836	2.043



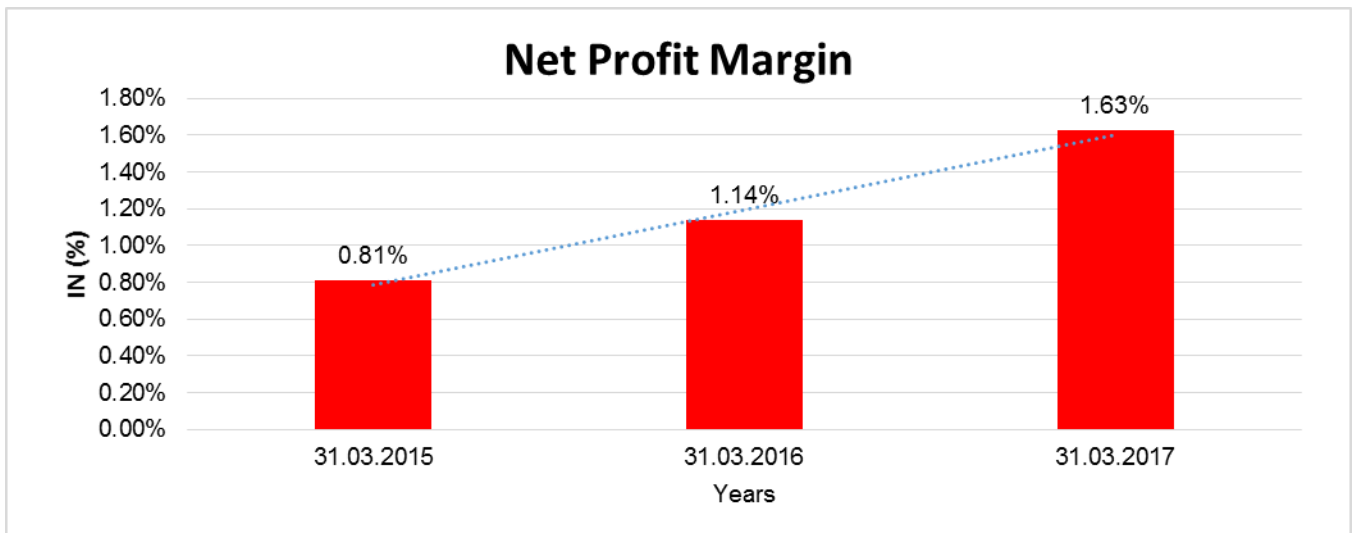
YEAR-ON-YEAR GROWTH

Year on Year Growth	31.03.2015	31.03.2016	31.03.2017
	(INR In Million)	(INR In Million)	(INR In Million)
Sales	14376.740	11083.321	10861.673
	0.000	(22.908)	(2.000)



NET PROFIT MARGIN

Net Profit Margin	31.03.2015	31.03.2016	31.03.2017
	(INR In Million)	(INR In Million)	(INR In Million)
Sales	14376.740	11083.321	10861.673
Profit/ (Loss)	116.969	126.129	177.469
	0.81 %	1.14 %	1.63 %



DISCLAIMER : This Report is **PRIVATE & CONFIDENTIAL** and it is prepared at the request of and for its use by the Subscriber only. The Subscriber shall use the contents of the Report merely as an aid to its business. Mira Inform Private Limited ("MIPL") has collated information/data in the Report, which have not been verified unless otherwise specifically mentioned in the Report. The Subscriber shall independently verify the accuracy and correctness of the information/data before in any way acting upon the same. MIPL shall not be liable for any harm, injury, loss or damage caused to the Subscriber due to default by the Subscriber's debtors/beneficiaries in fulfilling their obligations of any nature whatsoever. This Report or any of its portion shall not be used as a documentary evidence or otherwise before any investigative agencies or forum of law. This Report is confidential and proprietary to MIPL. The Subscriber and/or any other person(s) may not reproduce, publish or disclose any of the contents of the Report to others without the express authorization of MIPL. This Report is prepared and issued to the Subscriber without any risk, responsibility or liability on the part of MIPL or its officials.

ABRIDGED BALANCE SHEET (CONSOLIDATED)

SOURCES OF FUNDS	31.03.2017	31.03.2016
I. EQUITY AND LIABILITIES		
(1) Shareholders' Funds		
(a) Share Capital	95.040	95.040
(b) Reserves and Surplus	1953.576	1682.218
(c) Money received against share warrants	0.000	0.000
(2) Share Application money pending allotment	0.000	0.000
Total Shareholders' Funds (1) + (2)	2048.616	1777.258
(3) Non-Current Liabilities		
(a) long-term borrowings	151.759	118.106
(b) Deferred tax liabilities (Net)	15.837	14.400
(c) Other long-term liabilities	0.000	0.000
(d) long-term provisions	0.000	0.000
Total Non-current Liabilities (3)	167.596	132.506
(4) Current Liabilities		
(a) Short-term borrowings	4874.725	5399.718
(b) Trade payables	780.849	1223.704
(c) Other current liabilities	224.680	165.850
(d) Short-term provisions	36.296	18.598
Total Current Liabilities (4)	5916.550	6807.870
TOTAL	8132.762	8717.634
II. ASSETS		
(1) Non-current assets		
(a) Fixed Assets		
(i) Tangible assets	417.912	333.148
(ii) Intangible Assets	1.053	0.220
(iii) Tangible assets capital work-in-progress	41.872	4.805
(iv) Intangible assets under development	0.000	0.000
(b) Non-current Investments	0.001	7.379
(c) Deferred tax assets (net)	0.000	0.000
(d) Long-term loans and advances	127.624	95.935
(e) Other Non-current assets	0.000	0.000
Total Non-Current Assets	588.462	441.487
(2) Current assets		
(a) Current investments	3.954	3.949
(b) Inventories	1474.525	2439.182
(c) Trade receivables	3149.464	3289.628

DISCLAIMER : This Report is **PRIVATE & CONFIDENTIAL** and it is prepared at the request of and for its use by the Subscriber only. The Subscriber shall use the contents of the Report merely as an aid to its business. Mira Inform Private Limited ("MIPL") has collated information/data in the Report, which have not been verified unless otherwise specifically mentioned in the Report. The Subscriber shall independently verify the accuracy and correctness of the information/data before in any way acting upon the same. MIPL shall not be liable for any harm, injury, loss or damage caused to the Subscriber due to default by the Subscriber's debtors/beneficiaries in fulfilling their obligations of any nature whatsoever. This Report or any of its portion shall not be used as a documentary evidence or otherwise before any investigative agencies or forum of law. This Report is confidential and proprietary to MIPL. The Subscriber and/or any other person(s) may not reproduce, publish or disclose any of the contents of the Report to others without the express authorization of MIPL. This Report is prepared and issued to the Subscriber without any risk, responsibility or liability on the part of MIPL or its officials.

MTC BUSINESS PRIVATE LIMITED - 527536

PAGE NO. : 18

(d) Cash and bank balances	798.117	910.251
(e) Short-term loans and advances	1882.202	1609.380
(f) Other current assets	236.038	23.757
Total Current Assets	7544.300	8276.147
TOTAL	8132.762	8717.634

PROFIT & LOSS ACCOUNT (CONSOLIDATED)

	PARTICULARS	31.03.2017	31.03.2016
	SALES		
	Total Revenue from operations	26414.130	23818.738
	Other Income	243.884	175.148
	TOTAL	26658.014	23993.886
Less	EXPENSES		
	Cost of Materials Consumed	956.550	807.003
	Purchases of Stock-in-Trade	22466.962	22203.377
	Changes in inventories of finished goods, work-in-progress and Stock-in-Trade	982.811	(1485.984)
	Employee benefit expense	205.356	178.704
	CSR expenditure	2.500	1.175
	Other expenses	1318.090	1598.827
	TOTAL	25932.269	23303.102
	PROFIT/ (LOSS) BEFORE INTEREST, TAX, DEPRECIATION AND AMORTISATION	725.745	690.784
Less	FINANCIAL EXPENSES	336.395	322.199
	PROFIT / (LOSS) BEFORE TAX, DEPRECIATION AND AMORTISATION	389.350	368.585
Less/ Add	DEPRECIATION/ AMORTISATION	24.795	27.164
	PROFIT/ (LOSS) BEFORE TAX	364.555	341.421
Less	TAX	119.561	89.279
	PROFIT/ (LOSS) AFTER TAX	244.994	252.142

LOCAL AGENCY FURTHER INFORMATION

Sr.	Check list by info agents	Available in Report (Yes/No)
------------	----------------------------------	-------------------------------------

DISCLAIMER : This Report is **PRIVATE & CONFIDENTIAL** and it is prepared at the request of and for its use by the Subscriber only. The Subscriber shall use the contents of the Report merely as an aid to its business. Mira Inform Private Limited ("MIPL") has collated information/data in the Report, which have not been verified unless otherwise specifically mentioned in the Report. The Subscriber shall independently verify the accuracy and correctness of the information/data before in any way acting upon the same. MIPL shall not be liable for any harm, injury, loss or damage caused to the Subscriber due to default by the Subscriber's debtors/beneficiaries in fulfilling their obligations of any nature whatsoever. This Report or any of its portion shall not be used as a documentary evidence or otherwise before any investigative agencies or forum of law. This Report is confidential and proprietary to MIPL. The Subscriber and/or any other person(s) may not reproduce, publish or disclose any of the contents of the Report to others without the express authorization of MIPL. This Report is prepared and issued to the Subscriber without any risk, responsibility or liability on the part of MIPL or its officials.

No.		
1	Year of establishment	Yes
2	Constitution of the entity -Incorporation details	Yes
3	Locality of the entity	Yes
4	Premises details	Yes
5	Buyer visit details	--
6	Contact numbers	Yes
7	Name of the person contacted	Yes
8	Designation of contact person	Yes
9	Promoter's background	Yes
10	Date of Birth of Proprietor / Partners / Directors	Yes
11	Pan Card No. of Proprietor / Partners	Yes
12	Voter Id Card No. of Proprietor / Partners	No
13	Type of business	Yes
14	Line of Business	Yes
15	Export/import details (if applicable)	Yes
16	No. of employees	Yes
17	Details of sister concerns	Yes
18	Major suppliers	No
19	Major customers	No
20	Banking Details	Yes
21	Banking facility details	Yes
22	Conduct of the banking account	--
23	Financials, if provided	Yes
24	Capital in the business	Yes
25	Last accounts filed at ROC, if applicable	Yes
26	Turnover of firm for last three years	Yes
27	Reasons for variation <> 20%	--
28	Estimation for coming financial year	No
29	Profitability for last three years	Yes
30	Major shareholders, if available	Yes
31	External Agency Rating, if available	Yes
32	Litigations that the firm/promoter involved in	--
33	Market information	--
34	Payments terms	Yes
35	Negative Reporting by Auditors in the Annual Report	No

NOTE: Registered office of the company has been shifted from 301-302, Vertex Vikas, A Wing, Opposite Railway Station, Andheri (East), Mumbai – 400069, Maharashtra, India to the present address w.e.f 04.03.2013.

DISCLAIMER : This Report is **PRIVATE & CONFIDENTIAL** and it is prepared at the request of and for its use by the Subscriber only. The Subscriber shall use the contents of the Report merely as an aid to its business. Mira Inform Private Limited ("MIPL") has collated information/data in the Report, which have not been verified unless otherwise specifically mentioned in the Report. The Subscriber shall independently verify the accuracy and correctness of the information/data before in any way acting upon the same. MIPL shall not be liable for any harm, injury, loss or damage caused to the Subscriber due to default by the Subscriber's debtors/beneficiaries in fulfilling their obligations of any nature whatsoever. This Report or any of its portion shall not be used as a documentary evidence or otherwise before any investigative agencies or forum of law. This Report is confidential and proprietary to MIPL. The Subscriber and/or any other person(s) may not reproduce, publish or disclose any of the contents of the Report to others without the express authorization of MIPL. This Report is prepared and issued to the Subscriber without any risk, responsibility or liability on the part of MIPL or its officials.

CORPORATE INFORMATION

Subject is registered as a private limited company under the provision of the Companies Act, 1956 and has a Corporate Identity Number (CIN) as U51420MH2000PTC130172. The company primarily deals in Ferrous and Non Ferrous Metal and Scrap and has its registered office in Mumbai. The Company also has taken a manufacturing unit on lease at Chennai where the manufacturing of Structured Steel is carried on.

SEGMENT INFORMATION

The Company is in the business of dealing, primarily in ferrous and non-ferrous metal/scrap, H.R./C.R. coils, Steam coal and Metallurgical coke. The entire operations of the business are categorised as a single segment since the risk and returns from the sale of these products are quite similar. The Company has operations within various locations in India, where the economic environment is subject to the same risks and returns. Thus, there is only one reportable segments, primary or secondary, as per Accounting Standard – 17 on Segment Reporting issued under the Companies (Accounting Standards) Rules, 2006.

UNSECURED LOANS:

Particulars	31.03.2017 INR In Million	31.03.2016 INR In Million
LONG TERM BORROWINGS		
Loans and advance from related parties	147.500	112.000
SHORT TERM BORROWINGS		
Term loans	0.000	61.468
Total	147.500	173.468

INDEX OF CHARGE:

Charges Registered								
SN o	SRN	Charge Id	Charge Holder Name	Date of Creatio n	Date of Modif icatio n	Date of Satisf action	Amount	Address
1	G91227 629	100185 926	SUNDA RAM FINANC E LIMITED	31/05/2 018	-	-	10114850.0	21 PATULLOS ROADCHENNAITa600002 IN
2	G84662 311	100171 063	SUNDA RAM FINANC E LIMITED	27/03/2 018	-	-	7751088.0	21 PATULLOS ROADCHENNAITa600002 IN
3	G90420 431	100184 599	SUNDA RAM	27/03/2 018	-	-	816550.0	21 PATULLOS ROADCHENNAITa600002

DISCLAIMER : This Report is **PRIVATE & CONFIDENTIAL** and it is prepared at the request of and for its use by the Subscriber only. The Subscriber shall use the contents of the Report merely as an aid to its business. Mira Inform Private Limited ("MIPL") has collated information/data in the Report, which have not been verified unless otherwise specifically mentioned in the Report. The Subscriber shall independently verify the accuracy and correctness of the information/data before in any way acting upon the same. MIPL shall not be liable for any harm, injury, loss or damage caused to the Subscriber due to default by the Subscriber's debtors/beneficiaries in fulfilling their obligations of any nature whatsoever. This Report or any of its portion shall not be used as a documentary evidence or otherwise before any investigative agencies or forum of law. This Report is confidential and proprietary to MIPL. The Subscriber and/or any other person(s) may not reproduce, publish or disclose any of the contents of the Report to others without the express authorization of MIPL. This Report is prepared and issued to the Subscriber without any risk, responsibility or liability on the part of MIPL or its officials.

			FINANC E LIMITED					IN
4	G84092 279	100169 604	SUNDA RAM FINANC E LIMITED	21/03/2 018	-	-	2558320.0	21 PATULLOS ROADCHENNAITa600002 IN
5	G83075 093	100167 139	SUNDA RAM FINANC E LIMITED	20/03/2 018	-	-	3837480.0	21 PATULLOS ROADCHENNAITa600002 IN
6	G83501 858	100168 393	ICICI BANK LIMITED	15/03/2 018	-	-	997000.0	ICICI Bank Tower, Near Chakli Circle, Old Padra RoadVadodaraGu3900071 N
7	G83285 106	100167 566	UNION BANK OF INDIA	20/02/2 018	28/02/ 2018	-	800000000.0	Andheri (East) Branch, Mayani Manor, Sir M.V. Road, Andheri (East), MumbaiMH400069I N
8	G83214 007	100166 056	UNION BANK OF INDIA	20/02/2 018	28/02/ 2018	-	1314300000.0	Andheri (East) Branch, Mayani Manor, Sir M.V. Road, Andheri (East), MumbaiMH400069I N
9	G70409 990	100140 495	ICICI BANK LIMITED	20/11/2 017	-	-	2772000.0	Landmark Race Course Circle, Alkapuri, VadodaraG J390015IN
10	G81257 305	104590 58	UNION BANK OF INDIA	18/09/2 013	28/02/ 2018	-	1000000000.0	Andheri (East) Branch, Mayani Manor, Sir M.V. Road, Andheri (East), MumbaiMH400069I N

FIXED ASSETS:

Tangible Assets

- Land
- Buildings
- Other Building
- Plant and Equipment
- Other plant and Equipment
- Furniture and Fixtures
- Vehicles
- Motor Vehicles
- Office Equipment
- Computer Equipment
- Other Equipment

Intangible Assets

- Computer Software

CMT REPORT (Corruption, Money Laundering & Terrorism]

The Public Notice information has been collected from various sources including but not limited to: ***The Courts, India Prisons Service, Interpol, etc.***

1] INFORMATION ON DESIGNATED PARTY

No records exist designating subject or any of its beneficial owners, controlling shareholders or senior officers as terrorist or terrorist organization or whom notice had been received that all financial transactions involving their assets have been blocked or convicted, found guilty or against whom a judgement or order had been entered in a proceedings for violating money-laundering, anti-corruption or bribery or international economic or anti-terrorism sanction laws or whose assets were seized, blocked, frozen or ordered forfeited for violation of money laundering or international anti-terrorism laws.

2] Court Declaration :

No records exist to suggest that subject is or was the subject of any formal or informal allegations, prosecutions or other official proceeding for making any prohibited payments or other improper payments to government officials for engaging in prohibited transactions or with designated parties.

3] Asset Declaration :

No records exist to suggest that the property or assets of the subject are derived from criminal conduct or a prohibited transaction.

4] Record on Financial Crime :

Charges or conviction registered against subject: **None**

5] Records on Violation of Anti-Corruption Laws :

Charges or investigation registered against subject: **None**

6] Records on Int'l Anti-Money Laundering Laws/Standards :

Charges or investigation registered against subject: **None**

7] Criminal Records

No available information exist that suggest that subject or any of its principals have been formally charged or convicted by a competent governmental authority for any financial crime or under any formal investigation by a competent government authority for any violation of anti-corruption laws or international anti-money laundering laws or standard.

8] Affiliation with Government :

No record exists to suggest that any director or indirect owners, controlling shareholders, director, officer or employee of the company is a government official or a family member or close business associate of a Government official.

9] Compensation Package :

Our market survey revealed that the amount of compensation sought by the subject is fair and reasonable and comparable to compensation paid to others for similar services.

10] Press Report :

No press reports / filings exists on the subject.

CORPORATE GOVERNANCE

MIRA INFORM as part of its Due Diligence do provide comments on Corporate Governance to identify management and governance. These factors often have been predictive and in some cases have created vulnerabilities to credit deterioration.

Our Governance Assessment focuses principally on the interactions between a company's management, its Board of Directors, Shareholders and other financial stakeholders.

CONTRAVENTION

Subject is not known to have contravened any existing local laws, regulations or policies that prohibit, restrict or otherwise affect the terms and conditions that could be included in the agreement with the subject.

FOREIGN EXCHANGE RATES

Currency	Unit	INR
US Dollar	1	INR 70.50
UK Pound	1	INR 90.63
Euro	1	INR 82.34

INFORMATION DETAILS

Information Gathered by :	NGL
Analysis Done by :	VIVR
Report Prepared by :	JYO

SCORE FACTORS

DEMERIT POINTS		
--BANK CHARGES	YES/NO	YES
--LITIGATION	YES/NO	NO
--OTHER ADVERSE INFORMATION	YES/NO	NO
MERIT POINTS		
--SOLE DISTRIBUTORSHIP	YES/NO	NO
--EXPORT ACTIVITIES	YES/NO	NO
--AFFILIATION	YES/NO	YES
--LISTED	YES/NO	NO
--OTHER MERIT FACTORS	YES/NO	YES

RATING EXPLANATIONS

Credit Rating	Explanation	Rating Comments
A++	Minimum Risk	Business dealings permissible with minimum risk of default
A+	Low Risk	Business dealings permissible with low risk of default
A	Acceptable Risk	Business dealings permissible with moderate risk of default
B	Medium Risk	Business dealings permissible on a regular monitoring basis
C	Medium High Risk	Business dealings permissible preferably on secured basis
D	High Risk	Business dealing not recommended or on secured terms only
NB	New Business	No recommendation can be done due to business in infancy stage
NT	No Trace	No recommendation can be done as the business is not traceable

NB is stated where there is insufficient information to facilitate rating. However, it is not to be considered as unfavourable.

This score serves as a reference to assess SC's credit risk and to set the amount of credit to be extended. It is calculated from a composite of weighted scores obtained from each of the major sections of this report. The assessed factors are as follows:

- Financial condition covering various ratios
- Company background and operations size
- Promoters / Management background
- Payment record
- Litigation against the subject
- Industry scenario / competitor analysis
- Supplier / Customer / Banker review (wherever available)