

**MIRA INFORM REPORT**

Report No. :	540734
Report Date :	01.12.2018

**IDENTIFICATION DETAILS**

Name :	EASTMAN AUTO AND POWER LIMITED (w.e.f. 12.06.2006)
Formerly Known As :	EASTMAN POWER SOLUTIONS PRIVATE LIMITED METALMAN INDUSTRIAL COMPANY PRIVATE LIMITED
Registered Office :	Flat No -101, 1st Floor, Naraina Industrial Area, Phase -I, New Delhi - 110028
Tel. No.:	91-124-4627900
Country :	India
Financials (as on) :	31.03.2018
Date of Incorporation :	25.02.2000
CIN No.: [Company Identification No.]	U51505DL2000PTC256047
Capital Investment / Paid-up Capital :	INR 268.500 Million
PAN No.: [Permanent Account No.]	AACCM0993P
GSTN : [Goods & Service Tax Registration No.]	06AACCM0993P1ZZ (Haryana) 33AACCM0993P1Z2 (Tamilnadu) 20AACCM0993P1Z9 (Jharkhand) 08AACCM0993P1ZV (Rajasthan) 10AACCM0993P1ZA (Bihar) 27AACCM0993P1ZV (Maharashtra) 06AACCM0993P3ZX (Haryana) 07AACCM0993P1ZX (Delhi) 03AACCM0993P1Z5 (Punjab) 36AACCM0993P1ZW (Telangana) 02AACCM0993P1Z7 (Himachal Pradesh)
Legal Form :	A Closely Held Public Limited Liability Company

**DISCLAIMER** : This Report is **PRIVATE & CONFIDENTIAL** and it is prepared at the request of and for its use by the Subscriber only. The Subscriber shall use the contents of the Report merely as an aid to its business. Mira Inform Private Limited ("MIPL") has collated information/data in the Report, which have not been verified unless otherwise specifically mentioned in the Report. The Subscriber shall independently verify the accuracy and correctness of the information/data before in any way acting upon the same. MIPL shall not be liable for any harm, injury, loss or damage caused to the Subscriber due to default by the Subscriber's debtors/beneficiaries in fulfilling their obligations of any nature whatsoever. This Report or any of its portion shall not be used as a documentary evidence or otherwise before any investigative agencies or forum of law. This Report is confidential and proprietary to MIPL. The Subscriber and/or any other person(s) may not reproduce, publish or disclose any of the contents of the Report to others without the express authorization of MIPL. This Report is prepared and issued to the Subscriber without any risk, responsibility or liability on the part of MIPL or its officials.

**EASTMAN AUTO AND POWER LIMITED - 540734**

**PAGE NO. : 2**

<b>Line of Business :</b>	Manufacturing and Trading of Batteries. (Registered activity)
<b>No. of Employees :</b>	Information declined by the management

**RATING & COMMENTS**

(Mira Inform has adopted New Rating mechanism w.e.f. 23<sup>rd</sup> January 2017)

<b>MIRA's Rating :</b>	A+
------------------------	----

<b>Credit Rating</b>	<b>Explanation</b>	<b>Rating Comments</b>
A+	Low Risk	Business dealings permissible with low risk of default

<b>Maximum Credit Limit :</b>	USD 4100000
<b>Status :</b>	Good
<b>Payment Behaviour :</b>	Regular
<b>Litigation :</b>	Clear
<b>Comments :</b>	<p>Subject is a subsidiary of "Eastman Industries Limited", India. The company was incorporated in the year 2000. It is a manufacturer and trader of Batteries.</p> <p>As per financials of March 2018, the company has registered a growth of 26.66% in its revenue as compared to previous year's revenue along with fair profit margin of 4.27%.</p> <p>Rating takes into consideration the company's established track record of business operations marked by sound net worth base along with strong debt coverage indicators and good liquidity position.</p> <p>Rating also takes into account the financial and managerial support that the company receive from its holding entity backed by its well experienced management team.</p> <p>Further, the company has reported a good earnings per share of INR 13.02 against its face value of INR 10.</p> <p>Payments seems to be regular.</p> <p>In view of aforesaid, the company can be considered good for business dealings at usual trade terms and conditions.</p>

**NOTES :**

Any query related to this report can be made on e-mail : [infodept@mirainform.com](mailto:infodept@mirainform.com) while quoting report number, name and date.

**DISCLAIMER :** This Report is **PRIVATE & CONFIDENTIAL** and it is prepared at the request of and for its use by the Subscriber only. The Subscriber shall use the contents of the Report merely as an aid to its business. Mira Inform Private Limited ("MIPL") has collated information/data in the Report, which have not been verified unless otherwise specifically mentioned in the Report. The Subscriber shall independently verify the accuracy and correctness of the information/data before in any way acting upon the same. MIPL shall not be liable for any harm, injury, loss or damage caused to the Subscriber due to default by the Subscriber's debtors/beneficiaries in fulfilling their obligations of any nature whatsoever. This Report or any of its portion shall not be used as a documentary evidence or otherwise before any investigative agencies or forum of law. This Report is confidential and proprietary to MIPL. The Subscriber and/or any other person(s) may not reproduce, publish or disclose any of the contents of the Report to others without the express authorization of MIPL. This Report is prepared and issued to the Subscriber without any risk, responsibility or liability on the part of MIPL or its officials.

**ECGC Country Risk Classification List**

Country Name	Previous Rating (30.06.2018)	Current Rating (30.09.2018)
India	A1	A1

Risk Category	ECGC Classification
Insignificant	A1
Low Risk	A2
Moderately Low Risk	B1
Moderate Risk	B2
Moderately High Risk	C1
High Risk	C2
Very High Risk	D

**EXTERNAL AGENCY RATING**

<b>Rating Agency Name</b>	INDIA RATING
<b>Rating</b>	Fund-based working capital limits=A
<b>Rating Explanation</b>	Adequate degree of safety and low credit risk.
<b>Date</b>	20.11.2018

<b>Rating Agency Name</b>	INDIA RATING
<b>Rating</b>	Non Fund-based working capital limits=A1
<b>Rating Explanation</b>	Very strong degree of safety and carry lowest credit risk.
<b>Date</b>	20.11.2018

**RBI DEFAULTERS' LIST STATUS**

Subject's name is not enlisted as a defaulter in the publicly available RBI Defaulters' list.

**EPF (Employee Provident Fund) DEFAULTERS' LIST STATUS**

Subject's name is not enlisted as a defaulter in the publicly available EPF (Employee Provident Fund) Defaulters' list as of 31-03-2018.

**BIFR (Board for Industrial & Financial Reconstruction) LISTING STATUS**

Subject's name is not listed as a Sick Unit in the publicly available BIFR (Board for Industrial & Financial Reconstruction) list as of 01.12.2018

**IBBI (Insolvency and Bankruptcy Board of India) LISTING STATUS**

Subject's name is not listed in the publicly available IBBI (Insolvency and Bankruptcy Board of India) list as of report date.

**INFORMATION DENIED**

**MANAGEMENT NON-COOPERATIVE (Tel. No.: 91-124-4627900)**

**LOCATIONS**

<b>Registered Office :</b>	Flat No -101, 1st Floor, Naraina Industrial Area, Phase -I, New Delhi – 110028, India
<b>Tel. No.:</b>	Not Available
<b>Fax No.:</b>	Not Available
<b>E-Mail :</b>	<a href="mailto:mritunjay.shekhar@eastmanglobal.com">mritunjay.shekhar@eastmanglobal.com</a> <a href="mailto:jitendra.kumar@eastmanglobal.com">jitendra.kumar@eastmanglobal.com</a> <a href="mailto:info@eastmanglobal.com">info@eastmanglobal.com</a> <a href="mailto:deeksha.thakral@eastmanglobal.com">deeksha.thakral@eastmanglobal.com</a>
<b>Website:</b>	<a href="http://www.eastmanautogroup.com">http://www.eastmanautogroup.com</a>
<b>Corporate Office :</b>	546-547, Udyog Vihar, Phase-V, Gurugram – 122016, Haryana, India
<b>Factory :</b>	315/252/1-4, Village Rakhram Singh, Nalagarh Pinjore Highway, NH-21 A, Tehsil Nalagarh, Solar - 174101, Himachal Pradesh, India

**DIRECTORS**

As on 31.03.2018

<b>Name :</b>	Mr. Shekhar Singal
<b>Designation :</b>	Managing Director
<b>Address :</b>	1508-B, Beverly Park- II, DLF Phase- II, Gurugram – 122002, Haryana, India
<b>Date of Birth/Age :</b>	23.12.1978
<b>Qualification :</b>	MBA, General Management, B. COM (H)
<b>Date of Appointment :</b>	28.02.2011
<b>PAN No.:</b>	ADVPS8313A
<b>DIN No.:</b>	00564384
<b>Name :</b>	Mr. Jagdish Rai Singal
<b>Designation :</b>	Director
<b>Address :</b>	610-611-B, Aggar Nagar, Ludhiana – 141001, Punjab, India
<b>Date of Birth/Age :</b>	03.01.1946
<b>Date of Appointment :</b>	25.02.2000
<b>DIN No.:</b>	00699341
<b>Name :</b>	Mr. Dinesh Chand Sharma
<b>Designation :</b>	Whole-time Director
<b>Address :</b>	A-903, The Palm Springs, Golf Course Road, Sector 54, Sikanderpur, Ghosi (68), DLF Q, Gurugram – 122002, Haryana, India
<b>Date of Birth/Age :</b>	07.01.1964
<b>Qualification :</b>	Chartered accountant
<b>Date of Appointment :</b>	13.11.2017
<b>PAN No.:</b>	AKZPS5524L
<b>DIN No.:</b>	01713496
<b>Name :</b>	Mr. Vineet Jain
<b>Designation :</b>	Director
<b>Address :</b>	3194, Sector - D, Pocket - 3 Vasant Kunj, New Delhi – 110070, India
<b>Date of Birth/Age :</b>	03.03.1967
<b>Date of Appointment :</b>	04.07.2016
<b>DIN No.:</b>	01823758
<b>Name :</b>	Ms. Astha Bansal
<b>Designation :</b>	Whole-time Director
<b>Address :</b>	C-19, Shivlok Apartment, Plot No-6, Sector-6, Dwarka, New Delhi – 110075, India
<b>Date of Birth/Age :</b>	31.08.1982
<b>Date of Appointment :</b>	15.07.2014
<b>DIN No.:</b>	06919658
<b>Name :</b>	Ananta Kumar Jena

**DISCLAIMER :** This Report is **PRIVATE & CONFIDENTIAL** and it is prepared at the request of and for its use by the Subscriber only. The Subscriber shall use the contents of the Report merely as an aid to its business. Mira Inform Private Limited ("MIPL") has collated information/data in the Report, which have not been verified unless otherwise specifically mentioned in the Report. The Subscriber shall independently verify the accuracy and correctness of the information/data before in any way acting upon the same. MIPL shall not be liable for any harm, injury, loss or damage caused to the Subscriber due to default by the Subscriber's debtors/beneficiaries in fulfilling their obligations of any nature whatsoever. This Report or any of its portion shall not be used as a documentary evidence or otherwise before any investigative agencies or forum of law. This Report is confidential and proprietary to MIPL. The Subscriber and/or any other person(s) may not reproduce, publish or disclose any of the contents of the Report to others without the express authorization of MIPL. This Report is prepared and issued to the Subscriber without any risk, responsibility or liability on the part of MIPL or its officials.

**EASTMAN AUTO AND POWER LIMITED - 540734**

**PAGE NO. : 6**

<b>Designation :</b>	Whole-time Director
<b>Address :</b>	11/1, Amarnath Roy Lane, Ward No. 22, Bhatpara (M), Shyamnagar, North 24 Paraganas - 743127, West Bengal, India
<b>Date of Birth/Age :</b>	13.02.1972
<b>Date of Appointment :</b>	13.11.2017
<b>DIN No.:</b>	08012233

**KEY EXECUTIVES**

<b>Name :</b>	Mr. Dinesh Chand Sharma
<b>Designation :</b>	Chief Finance Officer
<b>Address :</b>	A-903, The Palm Springs, Golf Course Road, Sector 54, Sikanderpur, Ghosi (68), DLF Q, Gurugram - 122002, Haryana, India
<b>Date of Birth/Age :</b>	07.01.1964
<b>Date of Appointment :</b>	30.06.2017
<b>PAN No.:</b>	AKZPS5524L
<b>Name :</b>	Ms. Deeksha Thakral
<b>Designation :</b>	Company Secretary
<b>Address :</b>	A1-1001, Summer Palms, Sector-86, Faridabad – 121002, Haryana, India
<b>Date of Appointment :</b>	16.08.2018
<b>PAN No.:</b>	ATYPT8390B

**MAJOR SHAREHOLDERS / SHAREHOLDING PATTERN**

**As on 31.03.2017**

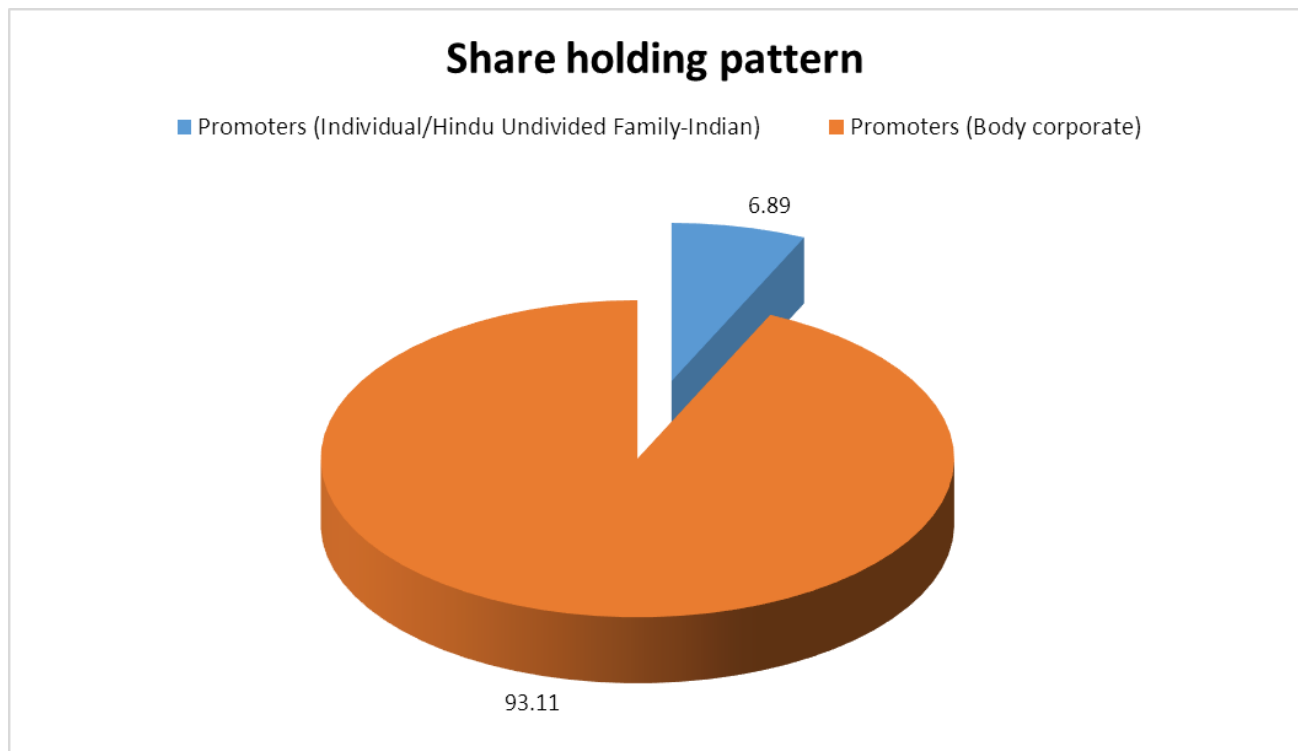
<b>Names of Shareholders</b>	<b>No. of Shares</b>
Jagdish Rai Singal	1
Darshma Singal	1
Shekhar Singal	1200001
Reema Jain	1
Shreya Singal	1
Vandana S Aggarwal	1
Shekhar Singal, HUF	650000
Eastman Industries Limited, India	24999994
<b>Total</b>	<b>26850000</b>

**DISCLAIMER :** This Report is **PRIVATE & CONFIDENTIAL** and it is prepared at the request of and for its use by the Subscriber only. The Subscriber shall use the contents of the Report merely as an aid to its business. Mira Inform Private Limited ("MIPL") has collated information/data in the Report, which have not been verified unless otherwise specifically mentioned in the Report. The Subscriber shall independently verify the accuracy and correctness of the information/data before in any way acting upon the same. MIPL shall not be liable for any harm, injury, loss or damage caused to the Subscriber due to default by the Subscriber's debtors/beneficiaries in fulfilling their obligations of any nature whatsoever. This Report or any of its portion shall not be used as a documentary evidence or otherwise before any investigative agencies or forum of law. This Report is confidential and proprietary to MIPL. The Subscriber and/or any other person(s) may not reproduce, publish or disclose any of the contents of the Report to others without the express authorization of MIPL. This Report is prepared and issued to the Subscriber without any risk, responsibility or liability on the part of MIPL or its officials.

**Equity Share Break up (Percentage of Total Equity)**

**As on 25.09.2017**

<b>Category</b>	<b>Percentage</b>
Promoters (Individual/Hindu Undivided Family-Indian)	6.89
Promoters (Body corporate)	93.11
<b>Total</b>	<b>100.00</b>



**BUSINESS DETAILS**

<b>Line of Business :</b>	Manufacturing and Trading of Batteries. (Registered activity)	
<b>Products/ Services :</b>	<b>Item Code No.</b>	<b>Product/ Services Description</b>
	85061000	Manufacturing and Trading of Batteries
<b>Brand Names :</b>	Not Available	
<b>Agencies Held :</b>	Not Available	

**DISCLAIMER :** This Report is **PRIVATE & CONFIDENTIAL** and it is prepared at the request of and for its use by the Subscriber only. The Subscriber shall use the contents of the Report merely as an aid to its business. Mira Inform Private Limited ("MIPL") has collated information/data in the Report, which have not been verified unless otherwise specifically mentioned in the Report. The Subscriber shall independently verify the accuracy and correctness of the information/data before in any way acting upon the same. MIPL shall not be liable for any harm, injury, loss or damage caused to the Subscriber due to default by the Subscriber's debtors/beneficiaries in fulfilling their obligations of any nature whatsoever. This Report or any of its portion shall not be used as a documentary evidence or otherwise before any investigative agencies or forum of law. This Report is confidential and proprietary to MIPL. The Subscriber and/or any other person(s) may not reproduce, publish or disclose any of the contents of the Report to others without the express authorization of MIPL. This Report is prepared and issued to the Subscriber without any risk, responsibility or liability on the part of MIPL or its officials.

<b>Exports :</b>	Not Divulged
<b>Imports :</b>	Not Divulged
<b>Terms :</b>	Not Divulged

**PRODUCTION STATUS NOT AVAILABLE**

**GENERAL INFORMATION**

<b>Suppliers :</b>	<b>Reference :</b>	Not Divulged
	<b>Name of the Person :</b>	--
	<b>Contact No.:</b>	--
	<b>Since How Long Known :</b>	--
	<b>Maximum Limit Dealt :</b>	--
	<b>Experience :</b>	--
	<b>Remark:</b>	--
<b>Customers :</b>	<b>Reference :</b>	Not Divulged
	<b>Name of the Person :</b>	--
	<b>Contact No.:</b>	--
	<b>Since How Long Known :</b>	--
	<b>Maximum Limit Dealt :</b>	--
	<b>Experience :</b>	--
	<b>Remark:</b>	--
<b>No. of Employees :</b>	Information declined by the management	
<b>Bankers :</b>	<b>Bank Name</b>	HDFC Bank Limited
	<b>Branch</b>	HDFC Bank House, Senapati Bapat Marg, Lower Parel (West), Mumbai - 400013, Maharashtra, India
	<b>Person Name (With Designation)</b>	--
	<b>Contact Number</b>	--
	<b>Name of Account Holder</b>	--
	<b>Account Number</b>	--
	<b>Account Since (Date/Year of Account Opening)</b>	--
	<b>Average Balance Maintained (If Possible)</b>	--
	<b>Credit Facilities Enjoyed (If any)</b>	--
	<b>Account Operation</b>	--
	<b>Remarks (If any)</b>	--
	<ul style="list-style-type: none"> <li>IndusInd Bank Limited, 2401, Gen Thimmayya Road, Contonment,</li> </ul>	

	Pune – 411001, Maharashtra, India		
<b>Facilities :</b>	<b>Secured Loan</b>	<b>31.03.2018</b>	<b>31.03.2017</b>
		<b>(INR in Million)</b>	<b>(INR in Million)</b>
	<b>Long-term Borrowings</b>		
	Rupee term loans from banks	104.108	71.788
	Rupee term loans from others	23.482	43.228
	<b>Short-term borrowings</b>		
	Rupee term loans from banks	862.612	398.926
	Rupee term loans from others	98.943	0.000
	<b>Total</b>	<b>1089.145</b>	<b>513.942</b>

<b>Auditors :</b>	
<b>Name :</b>	H.S. Ahuja and Company Chartered Accountants
<b>Address :</b>	H-61, Gobind Mansion, Connaught Circus, New Delhi-110001, India
<b>Income-tax PAN of auditor or auditor's firm :</b>	AAAFH1923B
<b>Memberships :</b>	Not Available
<b>Collaborators :</b>	Not Available
<b>Holding Company :</b>	Eastman Industries Limited
<b>Subsidiary Company</b>	Eastman Middle East FZE
<b>Enterprises which are owned, or have significant influence of or are partners with Key management personnel and their relatives :</b>	<ul style="list-style-type: none"> <li>• Eastman Hong Kong Private Limited</li> <li>• Darshana Singal Foundation</li> </ul>

**CAPITAL STRUCTURE**

**As on 29.09.2018**

**Authorised Capital : INR 600.000 Million**

**Issued, Subscribed & Paid-up Capital : INR 538.410 Million**

**As on 31.03.2018**

**Authorised Capital :**

No. of Shares	Type	Value	Amount
30000000	Equity Shares	INR 10/- each	INR 300.000 Million

**Issued, Subscribed & Paid-up Capital :**

No. of Shares	Type	Value	Amount
26850000	Equity Shares	INR 10/- each	INR 268.500 Million

**FINANCIAL DATA**  
*[all figures are in INR Million]*

**ABRIDGED BALANCE SHEET**

<b>SOURCES OF FUNDS</b>	<b>31.03.2018</b>	<b>31.03.2017</b>	<b>31.03.2016</b>
<b>I. EQUITY AND LIABILITIES</b>			
(1) Shareholders' Funds			
(a) Share Capital	268.500	268.500	268.500
(b) Reserves and Surplus	1163.188	826.441	607.481
(c) Money received against share warrants	0.000	0.000	0.000
(2) Share Application money pending allotment	0.000	0.000	0.000
<b>Total Shareholders' Funds (1) + (2)</b>	<b>1431.688</b>	<b>1094.941</b>	<b>875.981</b>
(3) Non-Current Liabilities			
(a) long-term borrowings	128.598	116.024	91.358
(b) Deferred tax liabilities (Net)	0.000	0.000	0.000
(c) Other long-term liabilities	7.187	25.304	0.000
(d) long-term provisions	35.467	17.536	9.461
<b>Total Non-current Liabilities (3)</b>	<b>171.252</b>	<b>158.864</b>	<b>100.819</b>
(4) Current Liabilities			
(a) Short-term borrowings	961.555	398.926	441.946
(b) Trade payables	1549.236	842.878	593.875
(c) Other current liabilities	531.828	221.453	81.098
(d) Short-term provisions	275.321	242.040	176.862
<b>Total Current Liabilities (4)</b>	<b>3317.940</b>	<b>1705.297</b>	<b>1293.781</b>
<b>TOTAL</b>	<b>4920.880</b>	<b>2959.102</b>	<b>2270.581</b>
<b>II. ASSETS</b>			
(1) Non-current assets			
(a) Fixed Assets			
(i) Tangible assets	616.413	407.902	311.069
(ii) Intangible Assets	36.566	39.116	33.150
(iii) Tangible assets capital work-in-progress	85.199	48.962	3.741
(iv) Intangible assets under development	0.000	0.000	0.000
(b) Non-current Investments	164.160	7.310	3.713
(c) Deferred tax assets (net)	20.983	19.128	14.229
(d) Long-term loans and advances	12.438	12.132	15.905
(e) Other Non-current assets	0.000	0.000	0.000
<b>Total Non-Current Assets</b>	<b>935.759</b>	<b>534.550</b>	<b>381.807</b>

**DISCLAIMER** : This Report is **PRIVATE & CONFIDENTIAL** and it is prepared at the request of and for its use by the Subscriber only. The Subscriber shall use the contents of the Report merely as an aid to its business. Mira Inform Private Limited ("MIPL") has collated information/data in the Report, which have not been verified unless otherwise specifically mentioned in the Report. The Subscriber shall independently verify the accuracy and correctness of the information/data before in any way acting upon the same. MIPL shall not be liable for any harm, injury, loss or damage caused to the Subscriber due to default by the Subscriber's debtors/beneficiaries in fulfilling their obligations of any nature whatsoever. This Report or any of its portion shall not be used as a documentary evidence or otherwise before any investigative agencies or forum of law. This Report is confidential and proprietary to MIPL. The Subscriber and/or any other person(s) may not reproduce, publish or disclose any of the contents of the Report to others without the express authorization of MIPL. This Report is prepared and issued to the Subscriber without any risk, responsibility or liability on the part of MIPL or its officials.

**EASTMAN AUTO AND POWER LIMITED - 540734**

**PAGE NO. : 12**

(2) Current assets			
(a) Current investments	0.000	0.000	0.000
(b) Inventories	1393.642	704.140	506.096
(c) Trade receivables	1852.604	1259.704	1126.243
(d) Cash and bank balances	186.791	121.511	72.161
(e) Short-term loans and advances	514.762	305.020	142.845
(f) Other current assets	37.322	34.177	41.429
<b>Total Current Assets</b>	<b>3985.121</b>	<b>2424.552</b>	<b>1888.774</b>
<b>TOTAL</b>	<b>4920.880</b>	<b>2959.102</b>	<b>2270.581</b>

**PROFIT & LOSS ACCOUNT**

	<b>PARTICULARS</b>	<b>31.03.2018</b>	<b>31.03.2017</b>	<b>31.03.2016</b>
	<b>SALES</b>			
	Total Revenue from operations	8182.539	6460.278	5224.145
	Other Income	25.932	30.336	20.459
	<b>TOTAL</b>	<b>8208.471</b>	<b>6490.614</b>	<b>5244.604</b>
<b>Less</b>	<b>EXPENSES</b>			
	Cost of Materials Consumed	4940.128	3759.975	2271.113
	Purchases of Stock-in-Trade	1573.208	1254.430	1451.251
	Changes in inventories of finished goods, work-in-progress and Stock-in-Trade	(623.797)	(139.358)	(50.343)
	Employee benefit expense	562.386	414.032	302.044
	CSR expenditure	6.076	0.000	0.000
	Other expenses	1165.485	789.626	747.704
	<b>TOTAL</b>	<b>7623.486</b>	<b>6078.705</b>	<b>4721.769</b>
	<b>PROFIT/ (LOSS) BEFORE INTEREST, TAX, DEPRECIATION AND AMORTISATION</b>	<b>584.985</b>	<b>411.909</b>	<b>522.835</b>
<b>Less</b>	<b>FINANCIAL EXPENSES</b>	66.854	64.235	60.166
	<b>PROFIT / (LOSS) BEFORE TAX, DEPRECIATION AND AMORTISATION</b>	<b>518.131</b>	<b>347.674</b>	<b>462.669</b>
<b>Less/ Add</b>	<b>DEPRECIATION/ AMORTISATION</b>	96.367	73.132	54.352
	<b>PROFIT/ (LOSS) BEFORE TAX</b>	<b>421.764</b>	<b>274.542</b>	<b>408.317</b>
<b>Less</b>	<b>TAX</b>	72.107	55.437	106.002
	<b>PROFIT/ (LOSS) AFTER TAX</b>	<b>349.657</b>	<b>219.105</b>	<b>302.315</b>

**DISCLAIMER** : This Report is **PRIVATE & CONFIDENTIAL** and it is prepared at the request of and for its use by the Subscriber only. The Subscriber shall use the contents of the Report merely as an aid to its business. Mira Inform Private Limited ("MIPL") has collated information/data in the Report, which have not been verified unless otherwise specifically mentioned in the Report. The Subscriber shall independently verify the accuracy and correctness of the information/data before in any way acting upon the same. MIPL shall not be liable for any harm, injury, loss or damage caused to the Subscriber due to default by the Subscriber's debtors/beneficiaries in fulfilling their obligations of any nature whatsoever. This Report or any of its portion shall not be used as a documentary evidence or otherwise before any investigative agencies or forum of law. This Report is confidential and proprietary to MIPL. The Subscriber and/or any other person(s) may not reproduce, publish or disclose any of the contents of the Report to others without the express authorization of MIPL. This Report is prepared and issued to the Subscriber without any risk, responsibility or liability on the part of MIPL or its officials.

**EASTMAN AUTO AND POWER LIMITED - 540734**

**PAGE NO. : 13**

<b>EARNINGS IN FOREIGN CURRENCY</b>				
F.O.B. Value of Exports		2051.305	1685.184	1748.184
<b>TOTAL EARNINGS</b>		<b>2051.305</b>	<b>1685.184</b>	<b>1748.184</b>
<b>IMPORTS</b>				
Raw Materials		0.000	1149.542	1326.408
Capital Goods		0.000	87.072	15.586
<b>TOTAL IMPORTS</b>		<b>0.000</b>	<b>1236.614</b>	<b>1341.995</b>
<b>Earnings / (Loss) Per Share (INR)</b>		<b>13.02</b>	<b>8.16</b>	<b>11.26</b>

**CURRENT MATURITIES OF LONG TERM DEBT DETAILS**

<b>Particulars</b>	<b>31.03.2018</b>	<b>31.03.2017</b>	<b>31.03.2016</b>
Current Maturities of Long term debt	NA	NA	NA
Cash generated from operations	NA	NA	NA
Net cash flows from (used in) operations	154.458	439.554	182.691
Net cash flows from (used in) operating activities	136.472	432.294	127.768

**KEY RATIOS**

**EFFICIENCY RATIOS**

<b>PARTICULARS</b>	<b>31.03.2018</b>	<b>31.03.2017</b>	<b>31.03.2016</b>
Average Collection Days (Sundry Debtors / Income * 365 Days)	82.64	71.17	78.69
Account Receivables Turnover (Income / Sundry Debtors)	4.42	5.13	4.64
Average Payment Days (Sundry Creditors / Purchases * 365 Days)	86.82	61.35	58.23
Inventory Turnover (Operating Income / Inventories)	0.42	0.58	1.03
Asset Turnover (Operating Income / Net Fixed Assets)	0.79	0.83	1.50

**LEVERAGE RATIOS**

	<b>31.03.2018</b>	<b>31.03.2017</b>	<b>31.03.2016</b>
Debt Ratio	0.70	0.62	0.61

**DISCLAIMER** : This Report is **PRIVATE & CONFIDENTIAL** and it is prepared at the request of and for its use by the Subscriber only. The Subscriber shall use the contents of the Report merely as an aid to its business. Mira Inform Private Limited ("MIPL") has collated information/data in the Report, which have not been verified unless otherwise specifically mentioned in the Report. The Subscriber shall independently verify the accuracy and correctness of the information/data before in any way acting upon the same. MIPL shall not be liable for any harm, injury, loss or damage caused to the Subscriber due to default by the Subscriber's debtors/beneficiaries in fulfilling their obligations of any nature whatsoever. This Report or any of its portion shall not be used as a documentary evidence or otherwise before any investigative agencies or forum of law. This Report is confidential and proprietary to MIPL. The Subscriber and/or any other person(s) may not reproduce, publish or disclose any of the contents of the Report to others without the express authorization of MIPL. This Report is prepared and issued to the Subscriber without any risk, responsibility or liability on the part of MIPL or its officials.

**EASTMAN AUTO AND POWER LIMITED - 540734**

**PAGE NO. : 14**

<i>((Borrowing + Current Liabilities) / Total Assets)</i>			
Debt Equity Ratio <i>(Total Liability / Networth)</i>	0.76	0.47	0.61
Current Liabilities to Networth <i>(Current Liabilities / Net Worth)</i>	2.32	1.56	1.48
Fixed Assets to Networth <i>(Net Fixed Assets / Networth)</i>	0.52	0.45	0.40
Interest Coverage Ratio <i>(PBIT / Financial Charges)</i>	8.75	6.41	8.69

**PROFITABILITY RATIOS**

PARTICULARS		31.03.2018	31.03.2017	31.03.2016
Net Profit Margin <i>[(PAT / Sales) * 100]</i>	%	4.27	3.39	5.79
Return on Total Assets <i>((PAT / Total Assets) * 100)</i>	%	7.11	7.40	13.31
Return on Investment (ROI) <i>((PAT / Networth) * 100)</i>	%	24.42	20.01	34.51

**SOLVENCY RATIOS**

PARTICULARS		31.03.2018	31.03.2017	31.03.2016
Current Ratio <i>(Current Assets / Current Liabilities)</i>		1.20	1.42	1.46
Quick Ratio <i>((Current Assets – Inventories) / Current Liabilities)</i>		0.78	1.01	1.07
G-Score Ratio Financial <i>(Networth / Total Assets)</i>		0.29	0.37	0.39
G-Score Ratio Debt <i>(Debts / Equity Capital)</i>		4.06	1.92	1.99
G-Score Ratio Liquidity <i>(Total Current Assets / Total Current Liabilities)</i>		1.20	1.42	1.46

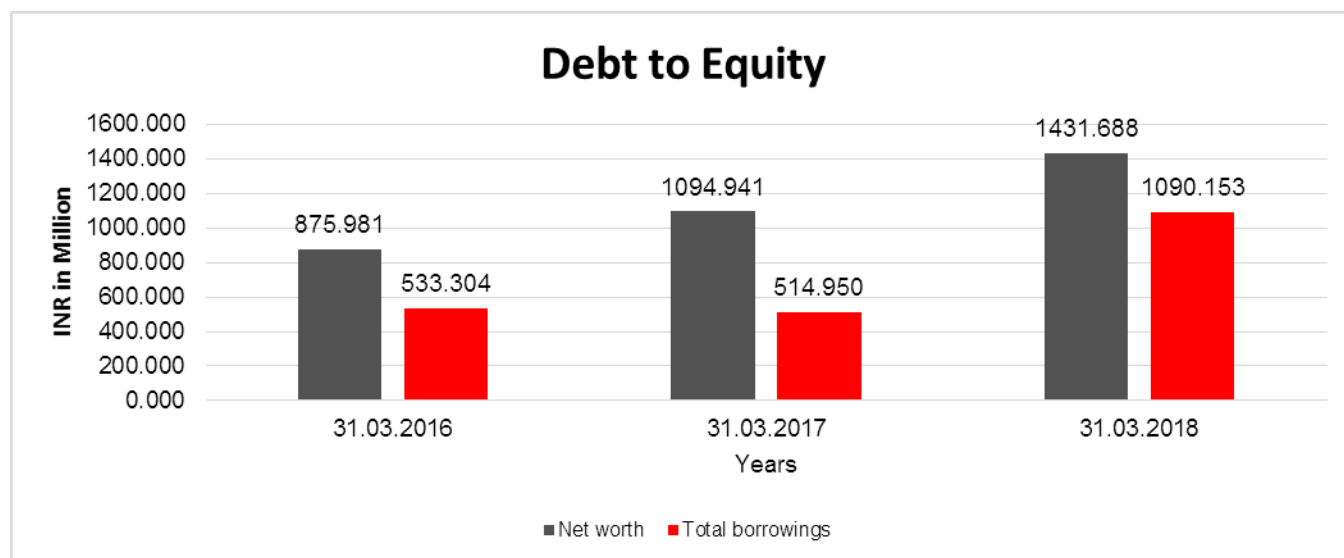
*Total Liability = Short-term Debt + Long-term Debt + Current Maturities of Long-term debts*

**DISCLAIMER** : This Report is **PRIVATE & CONFIDENTIAL** and it is prepared at the request of and for its use by the Subscriber only. The Subscriber shall use the contents of the Report merely as an aid to its business. Mira Inform Private Limited ("MIPL") has collated information/data in the Report, which have not been verified unless otherwise specifically mentioned in the Report. The Subscriber shall independently verify the accuracy and correctness of the information/data before in any way acting upon the same. MIPL shall not be liable for any harm, injury, loss or damage caused to the Subscriber due to default by the Subscriber's debtors/beneficiaries in fulfilling their obligations of any nature whatsoever. This Report or any of its portion shall not be used as a documentary evidence or otherwise before any investigative agencies or forum of law. This Report is confidential and proprietary to MIPL. The Subscriber and/or any other person(s) may not reproduce, publish or disclose any of the contents of the Report to others without the express authorization of MIPL. This Report is prepared and issued to the Subscriber without any risk, responsibility or liability on the part of MIPL or its officials.

**FINANCIAL ANALYSIS**  
*[all figures are in INR Million]*

**DEBT EQUITY RATIO**

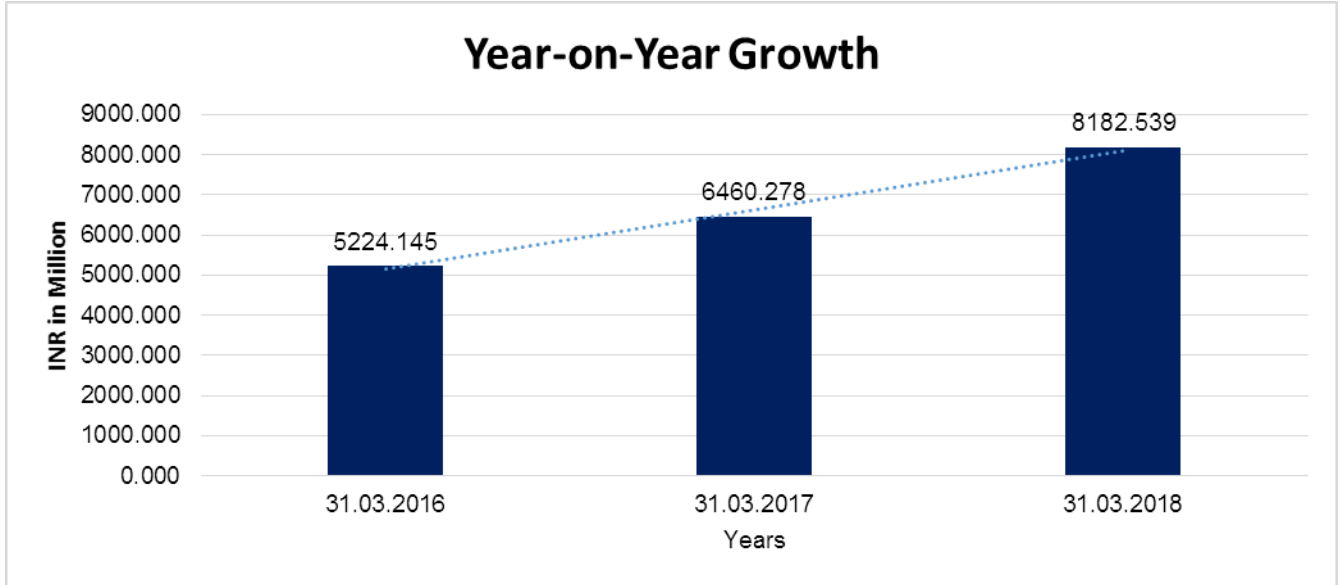
Particular	31.03.2016 (INR In Million)	31.03.2017 (INR In Million)	31.03.2018 (INR In Million)
Share Capital	268.500	268.500	268.500
Reserves & Surplus	607.481	826.441	1163.188
Money received against share warrants	0.000	0.000	0.000
Share Application money pending allotment	0.000	0.000	0.000
<b>Net worth</b>	<b>875.981</b>	<b>1094.941</b>	<b>1431.688</b>
Long-term borrowings	91.358	116.024	128.598
Short term borrowings	441.946	398.926	961.555
<b>Total borrowings</b>	<b>533.304</b>	<b>514.950</b>	<b>1090.153</b>
<b>Debt/Equity ratio</b>	<b>0.609</b>	<b>0.470</b>	<b>0.761</b>



**YEAR-ON-YEAR GROWTH**

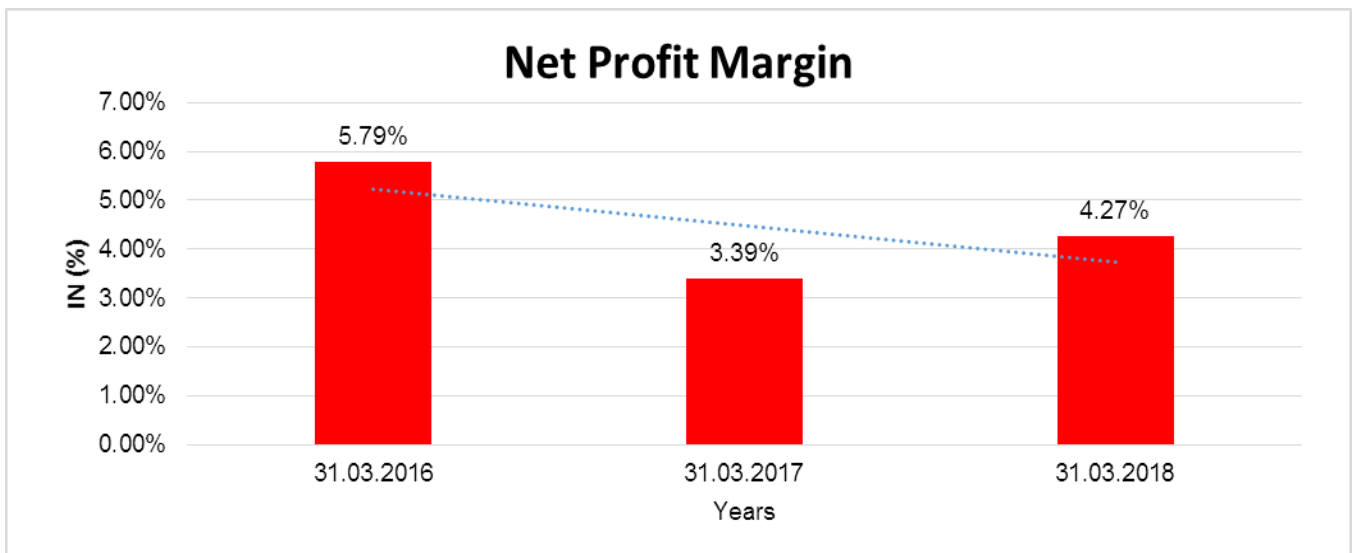
Year on Year Growth	31.03.2016 (INR In Million)	31.03.2017 (INR In Million)	31.03.2018 (INR In Million)
Sales	5224.145	6460.278	8182.539
		<b>23.662</b>	<b>26.659</b>

**DISCLAIMER** : This Report is **PRIVATE & CONFIDENTIAL** and it is prepared at the request of and for its use by the Subscriber only. The Subscriber shall use the contents of the Report merely as an aid to its business. Mira Inform Private Limited ("MIPL") has collated information/data in the Report, which have not been verified unless otherwise specifically mentioned in the Report. The Subscriber shall independently verify the accuracy and correctness of the information/data before in any way acting upon the same. MIPL shall not be liable for any harm, injury, loss or damage caused to the Subscriber due to default by the Subscriber's debtors/beneficiaries in fulfilling their obligations of any nature whatsoever. This Report or any of its portion shall not be used as a documentary evidence or otherwise before any investigative agencies or forum of law. This Report is confidential and proprietary to MIPL. The Subscriber and/or any other person(s) may not reproduce, publish or disclose any of the contents of the Report to others without the express authorization of MIPL. This Report is prepared and issued to the Subscriber without any risk, responsibility or liability on the part of MIPL or its officials.



**NET PROFIT MARGIN**

Net Profit Margin	31.03.2016 (INR In Million)	31.03.2017 (INR In Million)	31.03.2018 (INR In Million)
Sales	5224.145	6460.278	8182.539
Profit/ (Loss)	302.315	219.105	349.657
	<b>5.79%</b>	<b>3.39%</b>	<b>4.27%</b>



**DISCLAIMER** : This Report is **PRIVATE & CONFIDENTIAL** and it is prepared at the request of and for its use by the Subscriber only. The Subscriber shall use the contents of the Report merely as an aid to its business. Mira Inform Private Limited ("MIPL") has collated information/data in the Report, which have not been verified unless otherwise specifically mentioned in the Report. The Subscriber shall independently verify the accuracy and correctness of the information/data before in any way acting upon the same. MIPL shall not be liable for any harm, injury, loss or damage caused to the Subscriber due to default by the Subscriber's debtors/beneficiaries in fulfilling their obligations of any nature whatsoever. This Report or any of its portion shall not be used as a documentary evidence or otherwise before any investigative agencies or forum of law. This Report is confidential and proprietary to MIPL. The Subscriber and/or any other person(s) may not reproduce, publish or disclose any of the contents of the Report to others without the express authorization of MIPL. This Report is prepared and issued to the Subscriber without any risk, responsibility or liability on the part of MIPL or its officials.

**LOCAL AGENCY FURTHER INFORMATION**

Sr. No.	Check list by info agents	Available in Report (Yes/No)
1	Year of establishment	Yes
2	Constitution of the entity -Incorporation details	Yes
3	Locality of the entity	Yes
4	Premises details	No
5	Buyer visit details	--
6	Contact numbers	Yes
7	Name of the person contacted	No
8	Designation of contact person	No
9	Promoter's background	Yes
10	Date of Birth of Proprietor / Partners / Directors	Yes
11	Pan Card No. of Proprietor / Partners	Yes
12	Voter Id Card No. of Proprietor / Partners	No
13	Type of business	Yes
14	Line of Business	Yes
15	Export/import details (if applicable)	No
16	No. of employees	No
17	Details of sister concerns	Yes
18	Major suppliers	No
19	Major customers	No
20	Banking Details	Yes
21	Banking facility details	Yes
22	Conduct of the banking account	--
23	Financials, if provided	Yes
24	Capital in the business	Yes
25	Last accounts filed at ROC, if applicable	Yes
26	Turnover of firm for last three years	Yes
27	Reasons for variation <> 20%	--
28	Estimation for coming financial year	No
29	Profitability for last three years	Yes
30	Major shareholders, if available	Yes
31	External Agency Rating, if available	Yes
32	Litigations that the firm/promoter involved in	--
33	Market information	--
34	Payments terms	No
35	Negative Reporting by Auditors in the Annual Report	No

**NOTE:** The registered office of the company has been shifted from "Plot No. 572, Udyog Vihar, Phase—V, Gurugram – 122016, Haryana, India" to the present address w.e.f. 20.06.2013

**DISCLAIMER :** This Report is **PRIVATE & CONFIDENTIAL** and it is prepared at the request of and for its use by the Subscriber only. The Subscriber shall use the contents of the Report merely as an aid to its business. Mira Inform Private Limited ("MIPL") has collated information/data in the Report, which have not been verified unless otherwise specifically mentioned in the Report. The Subscriber shall independently verify the accuracy and correctness of the information/data before in any way acting upon the same. MIPL shall not be liable for any harm, injury, loss or damage caused to the Subscriber due to default by the Subscriber's debtors/beneficiaries in fulfilling their obligations of any nature whatsoever. This Report or any of its portion shall not be used as a documentary evidence or otherwise before any investigative agencies or forum of law. This Report is confidential and proprietary to MIPL. The Subscriber and/or any other person(s) may not reproduce, publish or disclose any of the contents of the Report to others without the express authorization of MIPL. This Report is prepared and issued to the Subscriber without any risk, responsibility or liability on the part of MIPL or its officials.

**STATE OF COMPANY'S AFFAIRS**

During the Financial Year (FY) 2017-18, the Company's revenue from operations is INR 8182.539 Million against INR 6460.278 Million in the previous FY, a growth of around 26.66%. In spite of the competitive market conditions, the Company continues to remain the preferred supplier to most of the Dealers and Distributors.

Profit before tax is INR 421.764 Million as compared to INR 274.542 Million in FY 2016-17, registering a increase of 53.62%. Profit after tax was INR 349.657 Million as against INR 219.105 Million in FY 2016-17, increase of 59.58% over the previous year.

The Company complies with applicable legal, statutory, regulatory, customer specific and other requirements related to the environmental aspects, occupational health and safety. The Company has always focused on the sustainability of its upstream partners for business sustainability. The company has certification and complying prescribed norms of ISO 9001, Environment Management System 14001 and OSHAS 18001.

**UNSECURED LOAN**

<b>PARTICULARS</b>	<b>31.03.2018 (INR in Million)</b>	<b>31.03.2017 (INR in Million)</b>
<b>Long-term Borrowings</b>		
Loans and advances from related parties	1.008	1.008
<b>Total</b>	<b>1.008</b>	<b>1.008</b>

**INDEX OF CHARGES**

<b>Charges Registered</b>								
<b>SN o</b>	<b>SRN</b>	<b>Charge Id</b>	<b>Charge Holder Name</b>	<b>Date of Creation</b>	<b>Date of Modification</b>	<b>Date of Satisfaction</b>	<b>Amount</b>	<b>Address</b>
1	H28672 608	100216 151	HDFC BANK LIMITE D	12/09/2 018	-	-	200000000.0	HDFC BANK HOUSEENAPATI BAPAT MARGLOWER PAREL WMUMBAIMH400013IN
2	H28594 042	100216 004	HDFC BANK LIMITE D	12/09/2 018	-	-	400000000.0	HDFC BANK HOUSEENAPATI BAPAT MARGLOWER PAREL WMUMBAIMH400013IN
3	G92587 542	100188 367	KOTAK MAHIN DRA BANK LIMITE	04/07/2 018	-	-	710000000.0	27BKC, C 27, G BlockBandra Kurla Complex, Bandra (E),MumbaiMa4000511 N

**DISCLAIMER :** This Report is **PRIVATE & CONFIDENTIAL** and it is prepared at the request of and for its use by the Subscriber only. The Subscriber shall use the contents of the Report merely as an aid to its business. Mira Inform Private Limited ("MIPL") has collated information/data in the Report, which have not been verified unless otherwise specifically mentioned in the Report. The Subscriber shall independently verify the accuracy and correctness of the information/data before in any way acting upon the same. MIPL shall not be liable for any harm, injury, loss or damage caused to the Subscriber due to default by the Subscriber's debtors/beneficiaries in fulfilling their obligations of any nature whatsoever. This Report or any of its portion shall not be used as a documentary evidence or otherwise before any investigative agencies or forum of law. This Report is confidential and proprietary to MIPL. The Subscriber and/or any other person(s) may not reproduce, publish or disclose any of the contents of the Report to others without the express authorization of MIPL. This Report is prepared and issued to the Subscriber without any risk, responsibility or liability on the part of MIPL or its officials.

**EASTMAN AUTO AND POWER LIMITED - 540734**

**PAGE NO. : 19**

			D					
4	H01268 507	100153 212	INDUSI ND BANK LTD.	09/01/2 018	10/08/20 18	-	510000000.0	2401 GEN THIMMAYYA ROADCONTONMENTP UNEMH411001IN
5	G36489 524	100078 862	HDFC BANK LIMITE D	13/12/2 016	-	-	100000000.0	HDFC BANK HOUSEENAPATI BAPAT MARGLOWER PAREL WMUMBAIMH400013IN
6	C04608 386	104949 44	PNB HOUSI NG FINANC E LIMITE D	27/03/2 014	-	-	35000000.0	9TH FLOORANTRIKSH BHAWAN22 K G MARGNEW DELHIDL110001IN
7	B75678 995	104273 15	STATE BANK OF INDIA	27/04/2 013	-	-	444200000.0	INDUSTRIAL FINANCE BRANCH, GOLDEN TOWERDHOLEWAL CHOWKLUDHIANAPB1 41003IN
8	C72001 001	100879 46	State Bank of India	08/01/2 008	10/11/20 15	-	838400000.0	INDUSTRIAL FINANCE BRANCHGOLDEN TOWER, NEAR DHOLEWAL CHOWKLUDHIANAPB1 41003IN
9	G63947 071	105221 20	MAHIN DRA AND MAHIN DRA FINANC IAL SERVIC ES LIMITE D	28/08/2 014	-	10/11/20 17	19500000.0	GATEWAY BUILDING, APOLLO BUNDER., MUMBAIMH 400001IN

**FIXED ASSETS**

- Land
- Buildings
- Plant and equipment
- Other plant and equipment
- Furniture and fixtures
- Vehicles
- Office equipment
- Computer equipments

**CMT REPORT (Corruption, Money Laundering & Terrorism]**

The Public Notice information has been collected from various sources including but not limited to: ***The Courts, India Prisons Service, Interpol, etc.***

**1] INFORMATION ON DESIGNATED PARTY**

No exist designating subject or any of its beneficial owners, controlling shareholders or senior officers as terrorist or terrorist organization or whom notice had been received that all financial transactions involving their assets have been blocked or convicted, found guilty or against whom a judgement or order had been entered in a proceedings for violating money-laundering, anti-corruption or bribery or international economic or anti-terrorism sanction laws or whose assets were seized, blocked, frozen or ordered forfeited for violation of money laundering or international anti-terrorism laws.

**2] Court Declaration :**

No records exist to suggest that subject is or was the subject of any formal or informal allegations, prosecutions or other official proceeding for making any prohibited payments or other improper payments to government officials for engaging in prohibited transactions or with designated parties.

**3] Asset Declaration :**

No records exist to suggest that the property or assets of the subject are derived from criminal conduct or a prohibited transaction.

**4] Record on Financial Crime :**

Charges or conviction registered against subject: **None**

**5] Records on Violation of Anti-Corruption Laws :**

Charges or investigation registered against subject: **None**

**6] Records on Int'l Anti-Money Laundering Laws/Standards :**

Charges or investigation registered against subject: **None**

**7] Criminal Records**

No available information exist that suggest that subject or any of its principals have been formally charged or convicted by a competent governmental authority for any financial crime or under any formal investigation by a competent government authority for any violation of anti-corruption laws or international anti-money laundering laws or standard.

**8] Affiliation with Government :**

No record exists to suggest that any director or indirect owners, controlling shareholders, director, officer or employee of the company is a government official or a family member or close business associate of a Government official.

**9] Compensation Package :**

Our market survey revealed that the amount of compensation sought by the subject is fair and reasonable and comparable to compensation paid to others for similar services.

**10] Press Report :**

No press reports / filings exists on the subject.

**CORPORATE GOVERNANCE**

MIRA INFORM as part of its Due Diligence do provide comments on Corporate Governance to identify management and governance. These factors often have been predictive and in some cases have created vulnerabilities to credit deterioration.

Our Governance Assessment focuses principally on the interactions between a company's management, its Board of Directors, Shareholders and other financial stakeholders.

**CONTRAVENTION**

Subject is not known to have contravened any existing local laws, regulations or policies that prohibit, restrict or otherwise affect the terms and conditions that could be included in the agreement with the subject.

**FOREIGN EXCHANGE RATES**

Currency	Unit	INR
US Dollar	1	INR 69.77
UK Pound	1	INR 89.04
Euro	1	INR 78.96

**INFORMATION DETAILS**

<b>Information Gathered by :</b>	JRL
<b>Analysis Done by :</b>	VIV
<b>Report Prepared by :</b>	SUD

**SCORE FACTORS**

DEMERIT POINTS		
--BANK CHARGES	YES/NO	YES
--LITIGATION	YES/NO	NO
--OTHER ADVERSE INFORMATION	YES/NO	NO
MERIT POINTS		
--SOLE DISTRIBUTORSHIP	YES/NO	NO
--EXPORT ACTIVITIES	YES/NO	NO
--AFFILIATION	YES/NO	YES
--LISTED	YES/NO	NO
--OTHER MERIT FACTORS	YES/NO	YES

**RATING EXPLANATIONS**

Credit Rating	Explanation	Rating Comments
A++	Minimum Risk	Business dealings permissible with minimum risk of default
A+	Low Risk	Business dealings permissible with low risk of default
A	Acceptable Risk	Business dealings permissible with moderate risk of default
B	Medium Risk	Business dealings permissible on a regular monitoring basis
C	Medium High Risk	Business dealings permissible preferably on secured basis
D	High Risk	Business dealing not recommended or on secured terms only
NB	New Business	No recommendation can be done due to business in infancy stage
NT	No Trace	No recommendation can be done as the business is not traceable

NB is stated where there is insufficient information to facilitate rating. However, it is not to be considered as unfavourable.

This score serves as a reference to assess SC's credit risk and to set the amount of credit to be extended. It is calculated from a composite of weighted scores obtained from each of the major sections of this report. The assessed factors are as follows:

- Financial condition covering various ratios
- Company background and operations size
- Promoters / Management background
- Payment record
- Litigation against the subject
- Industry scenario / competitor analysis
- Supplier / Customer / Banker review (wherever available)

**DISCLAIMER** : This Report is **PRIVATE & CONFIDENTIAL** and it is prepared at the request of and for its use by the Subscriber only. The Subscriber shall use the contents of the Report merely as an aid to its business. Mira Inform Private Limited ("MIPL") has collated information/data in the Report, which have not been verified unless otherwise specifically mentioned in the Report. The Subscriber shall independently verify the accuracy and correctness of the information/data before in any way acting upon the same. MIPL shall not be liable for any harm, injury, loss or damage caused to the Subscriber due to default by the Subscriber's debtors/beneficiaries in fulfilling their obligations of any nature whatsoever. This Report or any of its portion shall not be used as a documentary evidence or otherwise before any investigative agencies or forum of law. This Report is confidential and proprietary to MIPL. The Subscriber and/or any other person(s) may not reproduce, publish or disclose any of the contents of the Report to others without the express authorization of MIPL. This Report is prepared and issued to the Subscriber without any risk, responsibility or liability on the part of MIPL or its officials.